

ACCRUAL SUMMARY

CONTENTS

Membership Accrual for All Committees	
SWOG-Credited Accrual	4
Accrual to SWOG-Coordinated Studies	5
SWOG-Credited Registrations to All Studies and	
Non-SWOG Registrations to SWOG Studies	6
Patients Registered by Type of Institution and Funding Agency	6
Patient Registrations by Funding Source	7
Patients Registered to Any Network Trial	
By Study Type, Committee and Type of Institution	8
By Study Type, Type of Institution within Coordinating Group	9
Membership Accrual By Institution and Funding Source	10
Membership Accrual By Institution and Committee	13
Screen-Only Registrations by Committee	16
Patients Followed on SWOG-Coordinated Trials by Committee.....	16
Patient Characteristics by Type of Study	17
SWOG Institutions by Location	18
Patient Registrations by Location.....	19

The Accrual Summary includes patient registrations for SWOG coordinated trials as well as those credited to SWOG institutions for non-SWOG coordinated trials. Patients being screened for a study are counted only if they register for a subsequent clinical trial (screen failures are not counted in general accrual numbers).

In the following tables, trials are broken down by various factors including Funding Source and Study Type.

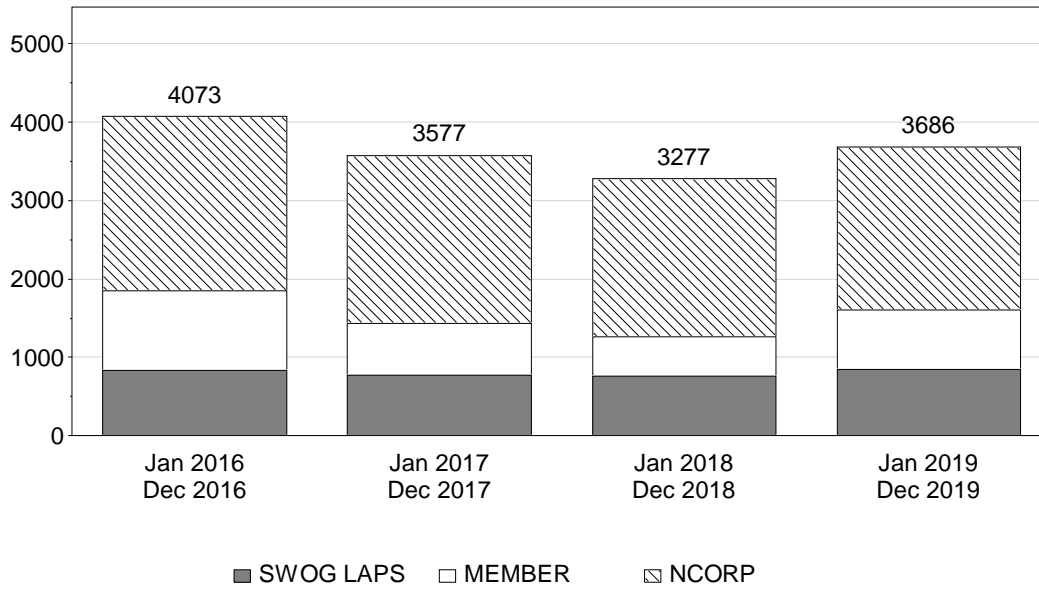
- Studies indicated as “Other Funding” are studies which are not sponsored by CTEP or DCP.
- Studies listed with Study Type of “Other” includes those primarily under the NCORP Research Base program.

Registrations to unsupported studies for which SWOG no longer has an active disease committee and are not championed by a SWOG committee are grouped under “Non-SWOG Committees” (e.g. Brain, Sarcoma, Gynecology and Head and Neck).

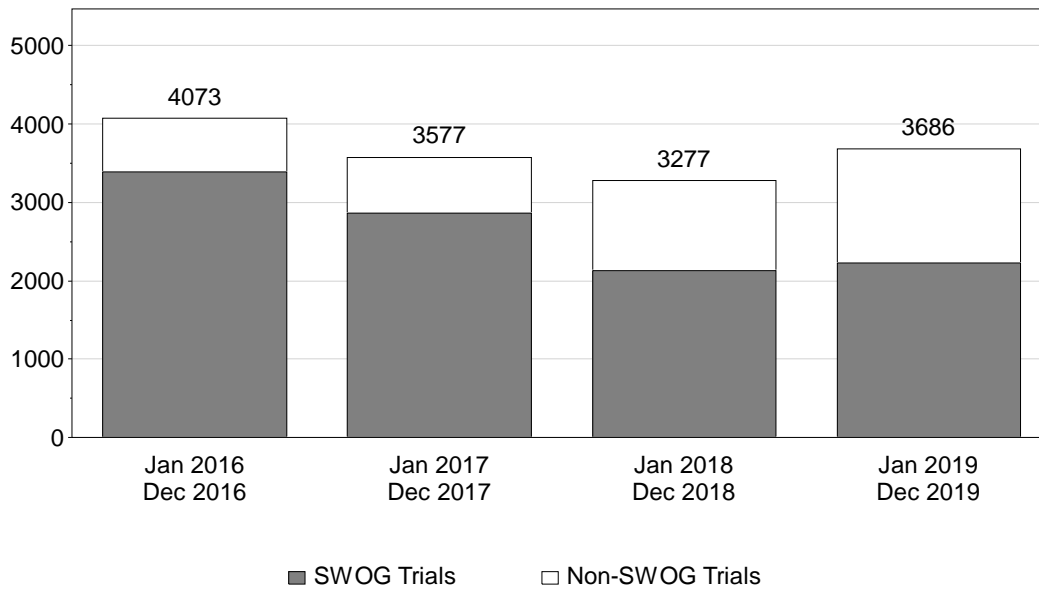
SWOG-Credited Accrual

To Any Network Trial

Type of Institution



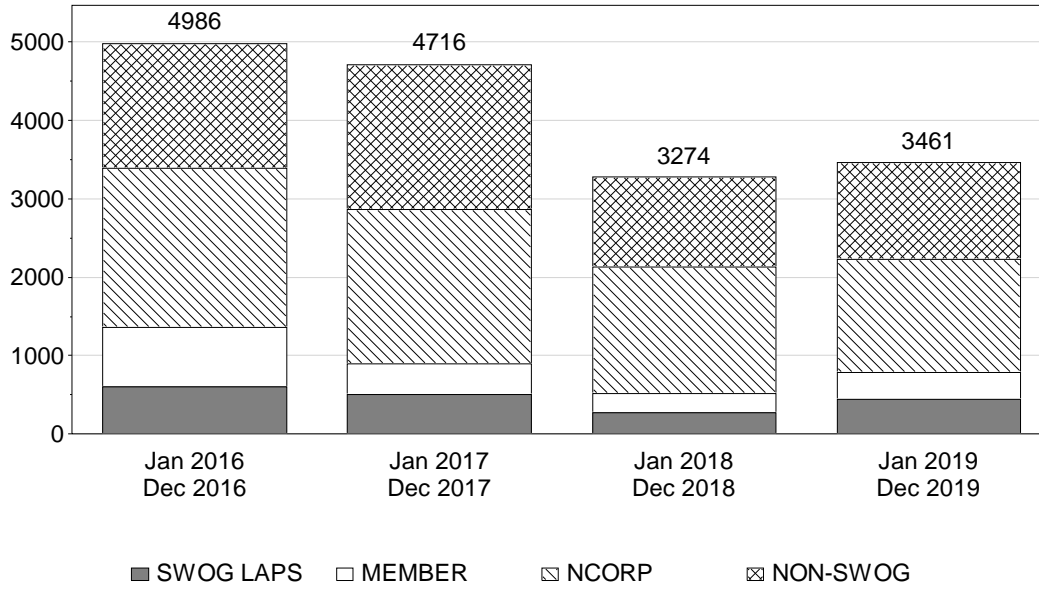
Coordinating Group



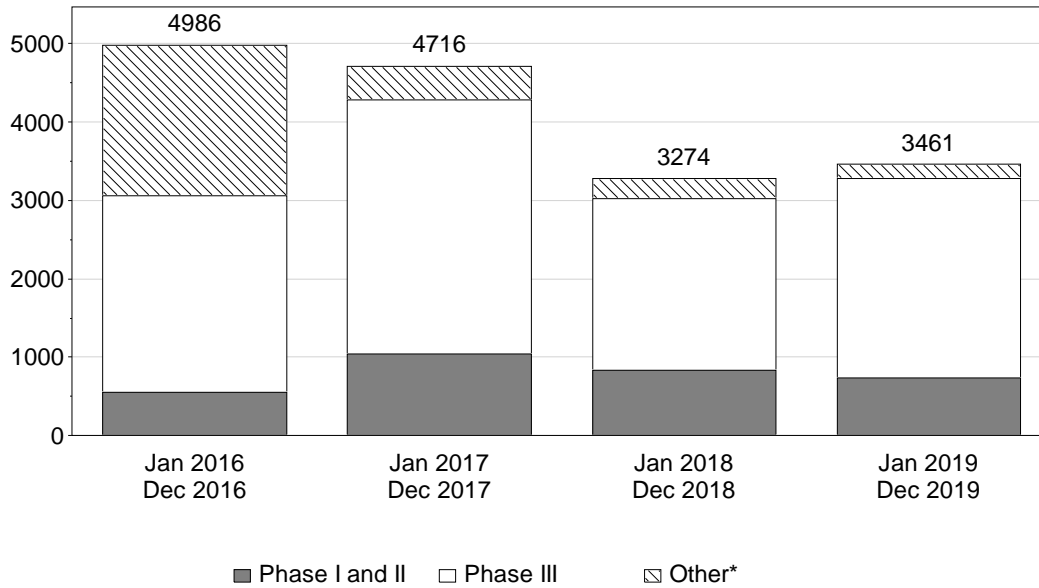
Accrual to SWOG-Coordinated Studies

By Any Network Group

Type of Institution



Type of Study

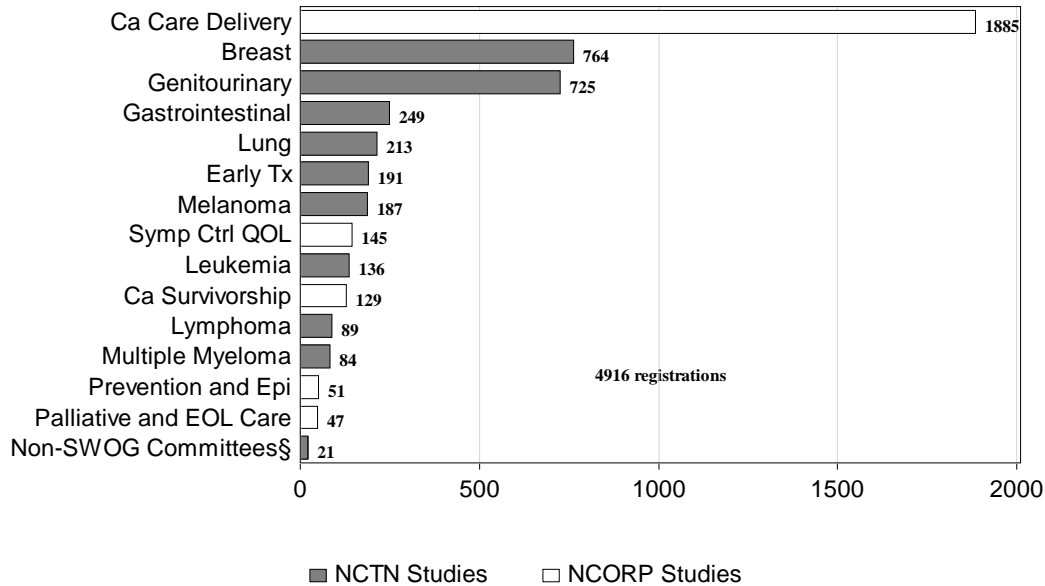


*Study Type of "Other" includes those primarily under the NCORP Research Base.

SWOG-Credited Registrations to All Studies and Non-SWOG Registrations to SWOG Studies

By Committee and Funding Type

January 2019 through December 2019



§ Registrations to unsupported studies for which SWOG no longer has an active disease committee are grouped under “Non-SWOG Committees” (e.g. Brain, Sarcoma, Gynecology and Head and Neck).

Patients Registered by Type of Institution and Funding Agency

	SWOG Registrations to SWOG Studies			Non-SWOG Registrations to SWOG Studies			SWOG Registrations to Non-SWOG Studies		
	Jan17 Dec17	Jan18 Dec18	Jan19 Dec19	Jan17 Dec17	Jan18 Dec18	Jan19 Dec19	Jan17 Dec17	Jan18 Dec18	Jan19 Dec19
Funding Type									
NCTN Studies	1513	959	1146	1524	716	796	609	745	716
NCORP Studies	1128	1173	1085	322	426	434	98	400	739
Other Funded Studies**	229	0	0	0	0	0	0	0	0
	2870	2132	2231	1846	1142	1230	707	1145	1455
Committee									
Breast	400	345	272	725	313	274	237	285	218
Ca Care Delivery	1264	1091	820	273	365	378	13	343	687
Ca Survivorship	3	33	75	0	21	27	17	34	27
Early Tx	139	185	96	100	122	61	61	47	34
Gastrointestinal	106	24	94	66	25	111	53	66	44
Genitourinary	251	172	375	122	134	192	39	67	158
Leukemia	22	52	14	13	37	8	25	31	114
Lung	175	102	103	106	45	36	55	87	74
Lymphoma	0	9	28	0	3	33	7	11	28
Melanoma	420	61	112	392	30	57	33	6	18
Multiple Myeloma	0	9	52	0	7	24	73	94	8
Palliative and EOL Care	42	18	33	32	21	14	0	0	0
Prevention and Epi	40	31	26	17	19	13	45	0	12
Symp Ctrl QOL	8	0	131	0	0	2	4	17	12
Non-SWOG Committees§	0	0	0	0	0	0	45	57	21
	2870	2132	2231	1846	1142	1230	707	1145	1455

** Other Funded Studies are studies which are non-CTEP, non-DCP.

Patients Registered to NCTN Funded Trials by Committee and Type of Institution

	SWOG LAPS			MEMBER			NCORP			NON-SWOG		
	Jan17 Dec17	Jan18 Dec18	Jan19 Dec19	Jan17 Dec17	Jan18 Dec18	Jan19 Dec19	Jan17 Dec17	Jan18 Dec18	Jan19 Dec19	Jan17 Dec17	Jan18 Dec18	Jan19 Dec19
Breast	220	236	174	128	124	90	280	261	226	725	313	274
Early Tx	43	76	43	59	74	60	98	82	27	100	122	61
Gastrointestinal	73	39	53	22	31	30	64	20	55	66	25	111
Genitourinary	123	85	229	70	74	137	97	80	167	122	134	192
Leukemia	13	29	47	23	19	45	11	35	36	13	37	8
Lung	73	52	45	44	59	47	113	78	85	106	45	36
Lymphoma	3	10	23	2	8	16	2	2	17	0	3	33
Melanoma	133	20	49	113	21	33	207	26	48	392	30	57
Multiple Myeloma	35	44	15	23	34	31	15	25	14	0	7	24
Symp Ctrl QOL	0	3	0	0	3	0	0	0	0	0	0	0
Non-SWOG Committees§	17	40	10	11	9	4	7	5	6	0	0	0
	733	634	688	495	456	493	894	614	681	1524	716	796

Patients Registered to NCORP Funded Trials by Committee and Type of Institution

	SWOG LAPS			MEMBER			NCORP			NON-SWOG		
	Jan17 Dec17	Jan18 Dec18	Jan19 Dec19	Jan17 Dec17	Jan18 Dec18	Jan19 Dec19	Jan17 Dec17	Jan18 Dec18	Jan19 Dec19	Jan17 Dec17	Jan18 Dec18	Jan19 Dec19
Breast	0	0	0	0	0	0	9	9	0	0	0	0
Ca Care Delivery	2	111	109	7	7	169	1039	1316	1229	273	365	378
Ca Survivorship	8	6	25	0	13	39	12	48	38	0	21	27
Palliative and EOL Care	3	0	2	27	15	29	12	3	2	32	21	14
Prevention and Epi	11	4	7	52	6	15	22	21	16	17	19	13
Symp Ctrl QOL	0	5	10	3	6	16	9	0	117	0	0	2
Non-SWOG Committees§	0	3	0	7	0	1	3	0	0	0	0	0
	24	129	153	96	47	269	1106	1397	1402	322	426	434

§ Registrations to unsupported studies for which SWOG no longer has an active disease committee are grouped under “Non-SWOG Committees” (e.g. Brain, Sarcoma, Gynecology and Head and Neck).

Patients Registered to Trials Funded by Other Grants by Committee and Type of Institution

	SWOG LAPS			MEMBER			NCORP			NON-SWOG		
	Jan17 Dec17	Jan18 Dec18	Jan19 Dec19	Jan17 Dec17	Jan18 Dec18	Jan19 Dec19	Jan17 Dec17	Jan18 Dec18	Jan19 Dec19	Jan17 Dec17	Jan18 Dec18	Jan19 Dec19
Ca Care Delivery	14	0	0	68	0	0	147	0	0	0	0	0
	14	0	0	68	0	0	147	0	0	0	0	0

Patients Registered to Any Network Trial

	Jan 2016 Dec 2016	Jan 2017 Dec 2017	Jan 2018 Dec 2018	Jan 2019 Dec 2019	Total
Total	5667	5423	4419	4916	20425
Study Type					
Phase I and II	638	1142	923	829	3532
Phase III	3035	3755	3121	3744	13655
Other*	1994	526	375	343	3238
Committee					
Breast	1107	1362	943	764	4176
Ca Care Delivery	1929	1550	1799	1885	7163
Ca Survivorship	0	20	88	129	237
Early Tx	76	300	354	191	921
Gastrointestinal	217	225	115	249	806
Genitourinary	906	412	373	725	2416
Leukemia	109	60	120	136	425
Lung	309	336	234	213	1092
Lymphoma	42	7	23	89	161
Melanoma	674	845	97	187	1803
Multiple Myeloma	90	73	110	84	357
Palliative and EOL Care	42	74	39	47	202
Prevention and Epi	56	102	50	51	259
Symp Ctrl QOL	76	12	17	145	250
Non-SWOG Committees§	34	45	57	21	157
Institution Type					
SWOG					
SWOG LAPS	828	771	763	841	3203
Member	1025	659	503	762	2949
NCORP	2220	2147	2011	2083	8461
Total SWOG	4073	3577	3277	3686	14613
Non-SWOG					
ALLIANCE	351	458	330	443	1582
CCTG	43	95	18	13	169
COG	0	0	0	10	10
ECOG-ACRIN	437	462	412	380	1691
NRG	265	420	382	384	1451
UNICANCER	498	411	0	0	909
Total Non-SWOG	1594	1846	1142	1230	5812

*Study Type of “Other” includes those primarily under the NCORP Research Base.

§ Registrations to unsupported studies for which SWOG no longer has an active disease committee are grouped under “Non-SWOG Committees” (e.g. Brain, Sarcoma, Gynecology and Head and Neck).

Patients Registered to Any Network Trial

	Jan 2016 Dec 2016	Jan 2017 Dec 2017	Jan 2018 Dec 2018	Jan 2019 Dec 2019	Total
	5667	5423	4419	4916	20425
SWOG Coordinated	4986	4716	3274	3461	16437
Study Type					
Phase I and II	557	1046	831	740	3174
Phase III	2506	3233	2193	2537	10469
Other*	1923	437	250	184	2794
Institution Type					
SWOG LAPS	605	498	268	439	1810
Member	760	394	251	346	1751
NCORP	2027	1978	1613	1446	7064
Non-SWOG	1594	1846	1142	1230	5812
Funding Source					
NCTN Studies	2902	3037	1675	1942	9556
NCORP Studies	237	1450	1599	1519	4805
Other Funded Studies**	1847	229	0	0	2076
Non-SWOG Coordinated	681	707	1145	1455	3988
Study Type					
Phase I and II	81	96	92	89	358
Phase III	529	522	928	1207	3186
Other*	71	89	125	159	444
Institution Type					
SWOG LAPS	223	273	495	402	1393
Member	265	265	252	416	1198
NCORP	193	169	398	637	1397
Funding Source					
NCTN Studies	643	609	745	716	2713
NCORP Studies	38	98	400	739	1275

* Study Type of “Other” includes those primarily under the NCORP Research Base.

** Other Funded Studies are studies which are non-CTEP, non-DCP.

Accrual by Institution and Funding Agency

Membership Credited Registrations (Excludes screening registrations)

January 1, 2019 – December 31, 2019

	CTEP Funded	DCP Funded	Non-SWOG Coordinated	Total
SWOG LAPS				
Birmingham, U of AL (17812)	-	-	8	8
Cleveland Clinic OH (301)	6	8	22	36
Colorado, U of (10120)	19	3	30	52
Poudre Valley Hosp (11190)	-	-	3	3
Shaw Cancer Center (12437)	1	-	-	1
UCH Mem Hosp Central (10436)	-	-	2	2
Valley View Hospital (13389)	-	-	3	3
Davis, U of CA (10176)	21	1	10	32
Gene Upshaw Mem TFCC (13091)	1	-	4	5
Duke Univ Med Ctr (31629)	2	-	4	6
Fred Hutchinson CRC (11153)	13	2	23	38
Skagit Valley Hosp (10666)	-	-	5	5
MD Anderson CC (11439)	67	1	11	79
Banner MD Anderson (17761)	2	2	-	4
Michigan, U of (4700)	45	4	27	76
MidMichigan Med Ctr (11812)	1	-	-	1
Northwestern Univ (21514)	40	-	-	40
Ohio State Univ (17368)	11	-	-	11
Oklahoma, Univ of (17955)	29	-	-	29
Rochester, Univ of (11400)	37	3	40	80
Arnot Ogden Med Ctr (13424)	2	-	83	85
So Calif, U of (10138)	36	-	14	50
Utah, U of (2501)	45	-	13	58
Grand Valley Onc (27667)	-	-	7	7
Wayne State Univ (2701)	9	4	26	39
Yale University (17377)	15	9	66	90
Greenwich Hospital (17379)	-	-	1	1
SWOG LAPS Total	402	37	402	841
MEMBERS				
Arizona CC, Univ of (3009)	18	1	59	78
Arkansas, U of (101)	7	-	36	43
Highlands Onc Group (10885)	1	-	1	2
Sacred Heart Hosp (10549)	1	12	2	15
UF Cancer Center (10955)	1	-	-	1
Baylor College (11988)	10	-	2	12
Baylor Univ Med Ctr (14205)	0	-	2	2
Boston Medical Ctr (10635)	5	-	3	8
Brooke Army Med Ctr (10330)	0	-	-	0
Eisenhower Army MC (10564)	-	1	-	1
Cedars-Sinai Med Ctr (14111)	6	-	4	10
Cincinnati MC, U of (10509)	2	-	1	3
City of Hope Med Ctr (10082)	35	23	8	66
Cotton O'Neil CC (10496)	2	1	3	6
Desert Hospital (11205)	1	-	3	4
H Lee Moffitt CC (11898)	35	8	13	56
Harrington CC (11446)	4	-	3	7
Henry Ford Hospital (501)	13	-	65	78
Houston Methodist (15225)	0	-	2	2
Irvine, U of CA (10498)	6	3	8	17
PIH Health Hosp (11524)	2	-	2	4
St Jude Medical Ctr (11553)	1	-	3	4
Kentucky, U of (10012)	5	-	15	20
Mitchell Memorial CC (29498)	-	-	2	2

	CTEP Funded	DCP Funded	Non-SWOG Coordinated	Total
St Claire Reg MC (25636)	-	-	3	3
Lahey Hosp & Med Ctr (16037)	4	10	13	27
Loma Linda Univ (10682)	4	1	1	6
Los Angeles, U of CA (10503)	7	-	5	12
Loyola University (10080)	7	3	6	16
Genesis Medical Ctr (10424)	-	-	1	1
Little Co Mary Hosp (22106)	-	1	3	4
West Suburban MC (18057)	-	1	1	2
MAVERIC (23984)	5	-	8	13
VAMC West Haven (17381)	1	-	5	6
Memorial Hermann (22899)	1	-	-	1
Mississippi, Univ of (3012)	5	-	11	16
Oregon Hlth Sci Univ (4100)	8	1	10	19
Asante Rogue Reg MC (8290)	-	-	2	2
Good Samaritan MC (14039)	5	-	-	5
Providence Hosp (3500)	4	-	19	23
Salem Hospital (8167)	4	-	2	6
San Antonio, U of TX (2400)	24	2	26	52
Carolinas Med Ctr (17374)	2	-	3	5
S Georgia Med Ctr (10807)	-	-	2	2
TTUHSC-Lubbock (8215)	-	-	1	1
Thompson Ca Surv Ctr (10427)	1	-	-	1
San Diego, U of CA (18822)	10	-	2	12
Eisenhower Med Ctr (11315)	2	-	10	12
Scott & White Mem (1501)	0	-	1	1
Stanford University (12661)	0	-	25	25
Sutter Cancer RC (10714)	0	-	9	9
Sutter Medical Ctr (10712)	-	-	1	1
Tennessee, U of (11441)	2	8	-	10
Tulane University (1801)	0	-	1	1
VAMC Kansas City (11138)	1	-	5	6
Virginia Mason MC (9011)	0	-	3	3
MEMBERS Total	252	76	416	744
NCORP				
Baptist MU-NCORP (18730)	8	64	1	73
Bay Area NCORP (10706)	-	15	-	15
Beaumont NCORP (11434)	1	2	-	3
CORA NCORP (23777)	20	12	-	32
CRC West MI NCORP (9007)	18	69	-	87
Carle CC NCORP (24410)	4	3	-	7
Columbia MU-NCORP (18743)	5	54	4	63
Columbus NCORP (9005)	17	10	-	27
Dayton NCORP (9006)	7	7	10	24
Essentia Hlth NCORP (24502)	-	15	-	15
GACARES MU-NCORP (26544)	-	19	-	19
Georgia NCORP (25442)	13	20	17	50
Greenville NCORP (10879)	13	4	1	18
Gulf South MU-NCORP (10816)	67	34	19	120
Hawaii MU-NCORP (10781)	14	35	11	60
Heartland NCORP (10211)	43	122	-	165
Kaiser Perm NCORP (13655)	56	5	151	212
Kansas City NCORP (9010)	1	3	2	6
Kansas MU-NCORP (3004)	45	14	26	85
MUSC MU-NCORP (11421)	10	-	2	12
Michigan CRC NCORP (11110)	18	107	-	125
Montana NCORP (10891)	14	50	-	64
Nevada CRF NCORP (13500)	12	-	4	16
New Mexico MU-NCORP (11331)	20	108	2	130
Northwest NCORP (9016)	-	37	-	37
Ozarks NCORP (10210)	5	14	-	19
PCRC NCORP (3007)	21	37	-	58
Southeast COR NCORP (11108)	30	22	244	296
Upstate NCORP (10122)	5	12	118	135

	CTEP Funded	DCP Funded	Non-SWOG Coordinated	Total
Western States NCORP (31507)	2	-	25	27
Wichita NCORP (9017)	8	2	-	10
Wisconsin NCORP (26010)	15	58	-	73
NCORP Total	492	954	637	2083
FOREIGN MEMBERS				
INC, Bogota (Colombia)	-	1	-	1
INCan (Mexico)	-	7	-	7
INEN (Peru)	-	7	-	7
King Faisal Spec Hos (Saudi Arabia)	-	3	-	3
FOREIGN MEMBERS Total	-	18	-	18
NON-SWOG				
ALLIANCE	295	148	-	443
CCTG	13	-	-	13
COG	10	-	-	10
ECOG-ACRIN	199	181	-	380
NRG	279	105	-	384
NON-SWOG Total	796	434	-	1230
Grand Total	1942	1519	1455	4916

Accrual by Institution and Committee

Membership Credited Registrations (Excludes screening registrations)

January 1, 2019 – December 31, 2019

	Breast	Ca Care Delivery	Ca Survivorship	Early Tx	Gastrointestinal	Genitourinary	Leukemia	Lung	Lymphoma	Melanoma	Multiple Myeloma	Palliative and EOL Care	Prevention and Epi	Symp Ctrl QOL	Non-SWOG Committees§	Total
SWOG LAPS																
Birmingham, U of AL (17812)	-	-	-	-	-	-	5	-	3	-	-	-	-	-	-	8
Cleveland Clinic OH (301)	8	-	8	2	1	1	5	5	1	4	-	-	-	1	-	36
Colorado, U of (10120)	14	2	3	-	3	19	-	4	-	-	-	-	1	6	-	52
Poudre Valley Hosp (11190)	2	-	-	-	-	-	-	1	-	-	-	-	-	-	-	3
Shaw Cancer Center (12437)	-	-	-	-	-	1	-	-	-	-	-	-	-	-	-	1
UCH Mem Hosp Central (10436)	-	-	-	-	-	1	-	1	-	-	-	-	-	-	-	2
Valley View Hospital (13389)	1	-	-	-	-	1	-	-	-	-	-	-	-	1	-	3
Davis, U of CA (10176)	8	-	1	4	5	5	-	8	-	-	1	-	-	-	-	32
Gene Upshaw Mem TFCC (13091)	3	-	-	-	-	2	-	-	-	-	-	-	-	-	-	5
Duke Univ Med Ctr (31629)	-	-	-	-	-	-	6	-	-	-	-	-	-	-	-	6
Fred Hutchinson CRC (11153)	14	8	2	2	2	1	1	3	5	-	-	-	-	-	-	38
Skagit Valley Hosp (10666)	5	-	-	-	-	-	-	-	-	-	-	-	-	-	-	5
MD Anderson CC (11439)	9	-	-	1	15	44	-	8	-	1	-	1	-	-	-	79
Banner MD Anderson (17761)	1	-	-	-	-	1	-	-	-	-	-	-	2	-	-	4
Michigan, U of (4700)	20	-	3	12	-	32	-	-	1	7	-	1	-	-	-	76
MidMichigan Med Ctr (11812)	1	-	-	-	-	-	-	-	-	-	-	-	-	-	-	1
Northwestern Univ (21514)	6	-	-	5	4	14	-	-	-	11	-	-	-	-	-	40
Ohio State Univ (17368)	-	-	-	-	-	2	-	-	-	5	4	-	-	-	-	11
Oklahoma, Univ of (17955)	-	-	-	-	-	27	-	2	-	-	-	-	-	-	-	29
Rochester, Univ of (11400)	26	3	-	4	5	8	13	2	10	1	4	-	2	1	1	80
Arnot Ogden Med Ctr (13424)	-	81	-	-	-	1	-	3	-	-	-	-	-	-	-	85
So Calif, U of (10138)	4	-	-	4	6	29	-	-	-	5	-	-	-	1	1	50
Utah, U of (2501)	2	-	-	2	2	28	7	-	2	15	-	-	-	-	-	58
Grand Valley Onc (27667)	4	-	-	-	-	1	2	-	-	-	-	-	-	-	-	7
Wayne State Univ (2701)	14	-	4	1	7	4	2	2	1	-	-	-	-	-	4	39
Yale University (17377)	31	15	4	6	3	7	6	6	-	-	6	-	2	-	4	90
Greenwich Hospital (17379)	1	-	-	-	-	-	-	-	-	-	-	-	-	-	-	1
SWOG LAPS Total	174	109	25	43	53	229	47	45	23	49	15	2	7	10	10	841
MEMBERS																
Arizona CC, Univ of (3009)	9	42	-	6	6	4	2	1	1	4	1	1	-	-	1	78
Arkansas, U of (101)	3	34	-	-	2	1	1	2	-	-	-	-	-	-	-	43
Highlands Onc Group (10885)	2	-	-	-	-	-	-	-	-	-	-	-	-	-	-	2
Sacred Heart Hosp (10549)	1	2	-	-	1	-	-	1	-	-	-	-	-	10	-	15
UF Cancer Center (10955)	1	-	-	-	-	-	-	-	-	-	-	-	-	-	-	1
Baylor College (11988)	-	-	-	1	3	8	-	-	-	-	-	-	-	-	-	12
Baylor Univ Med Ctr (14205)	-	-	-	-	-	-	-	-	-	-	-	-	2	-	-	2
Boston Medical Ctr (10635)	2	-	-	-	2	-	-	-	-	4	-	-	-	-	-	8
Brooke Army Med Ctr (10330)	0	-	-	-	-	-	-	-	-	-	-	-	-	-	-	0
Eisenhower Army MC (10564)	-	-	-	-	-	-	-	-	-	-	-	-	1	-	-	1
Cedars-Sinai Med Ctr (14111)	-	-	-	2	-	8	-	-	-	-	-	-	-	-	-	10
Cincinnati MC, U of (10509)	-	-	-	-	-	2	-	1	-	-	-	-	-	-	-	3
City of Hope Med Ctr (10082)	1	-	22	3	4	2	1	3	10	3	16	1	-	-	-	66
Cotton O'Neil CC (10496)	-	1	-	-	1	2	-	2	-	-	-	-	-	-	-	6
Desert Hospital (11205)	4	-	-	-	-	-	-	-	-	-	-	-	-	-	-	4
H Lee Moffitt CC (11898)	-	6	7	6	4	16	2	3	-	11	-	1	-	-	-	56
Harrington CC (11446)	6	-	-	-	-	-	-	-	-	1	-	-	-	-	-	7

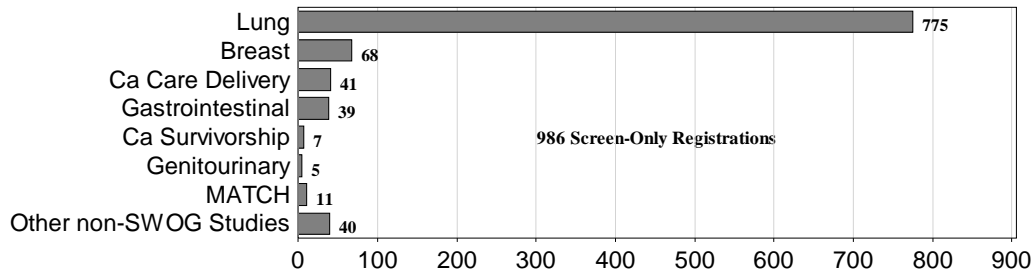
	Breast	Ca Care Delivery	Ca Survivorship	Early Tx	Gastrointestinal	Genitourinary	Leukemia	Lung	Lymphoma	Melanoma	Multiple Myeloma	Palliative and EOL Care	Prevention and Epi	Symp Ctrl QOL	Non-SWOG Committees	Total
Henry Ford Hospital (501)	1	59	-	4	-	7	1	3	-	1	1	-	-	-	1	78
Houston Methodist (15225)	1	-	-	-	-	-	-	1	-	-	-	-	-	-	-	2
Irvine, U of CA (10498)	1	-	-	7	-	3	1	-	-	-	1	-	3	-	1	17
PIH Health Hosp (11524)	-	-	-	-	1	1	-	1	1	-	-	-	-	-	-	4
St Jude Medical Ctr (11553)	2	-	-	-	-	-	-	2	-	-	-	-	-	-	-	4
Kentucky, U of (10012)	-	-	-	4	1	10	-	5	-	-	-	-	-	-	-	20
Mitchell Memorial CC (29498)	1	-	-	-	-	-	-	-	-	-	-	-	-	1	-	2
St Claire Reg MC (25636)	3	-	-	-	-	-	-	-	-	-	-	-	-	-	-	3
Lahey Hosp & Med Ctr (16037)	10	3	3	-	-	4	-	3	-	-	-	-	-	4	-	27
Loma Linda Univ (10682)	-	-	-	4	-	-	-	1	-	-	-	1	-	-	-	6
Los Angeles, U of CA (10503)	-	-	-	-	-	3	-	-	-	9	-	-	-	-	-	12
Loyola University (10080)	1	-	3	2	-	3	2	2	1	-	2	-	-	-	-	16
Genesis Medical Ctr (10424)	1	-	-	-	-	-	-	-	-	-	-	-	-	-	-	1
Little Co Mary Hosp (22106)	3	-	-	-	-	-	-	-	-	-	-	-	-	1	-	4
West Suburban MC (18057)	1	-	-	-	-	-	-	-	-	-	-	-	1	-	-	2
MAVERIC (23984)	-	6	-	1	-	-	-	3	-	1	-	-	2	-	-	13
VAMC West Haven (17381)	-	2	-	1	-	-	-	3	-	-	-	-	-	-	-	6
Memorial Hermann (22899)	1	-	-	-	-	-	-	-	-	-	-	-	-	-	-	1
Mississippi, Univ of (3012)	-	-	-	2	-	8	-	2	-	-	-	-	4	-	-	16
Oregon Hlth Sci Univ (4100)	1	-	1	4	1	2	8	-	-	-	2	-	-	-	-	19
Asante Rogue Reg MC (8290)	1	-	-	-	-	-	-	1	-	-	-	-	-	-	-	2
Good Samaritan MC (14039)	3	-	-	1	1	-	-	-	-	-	-	-	-	-	-	5
Providence Hosp (3500)	13	4	-	1	-	-	-	2	-	-	-	-	2	-	1	23
Salem Hospital (8167)	4	-	-	-	-	-	1	1	-	-	-	-	-	-	-	6
San Antonio, U of TX (2400)	-	-	-	2	1	46	-	-	-	-	1	2	-	-	-	52
Carolinas Med Ctr (17374)	-	-	-	-	-	-	-	1	2	-	2	-	-	-	-	5
S Georgia Med Ctr (10807)	2	-	-	-	-	-	-	-	-	-	-	-	-	-	-	2
TTUHSC-Lubbock (8215)	1	-	-	-	-	-	-	-	-	-	-	-	-	-	-	1
Thompson Ca Surv Ctr (10427)	1	-	-	-	-	-	-	-	-	-	-	-	-	-	-	1
San Diego, U of CA (18822)	-	-	-	9	-	2	-	-	1	-	-	-	-	-	-	12
Eisenhower Med Ctr (11315)	2	8	-	-	-	-	-	1	-	1	-	-	-	-	-	12
Scott & White Mem (1501)	1	-	-	-	-	-	-	-	-	-	-	-	-	-	-	1
Stanford University (12661)	-	-	-	-	-	-	25	-	-	-	-	-	-	-	-	25
Sutter Cancer RC (10714)	5	-	-	-	2	-	-	1	-	-	-	-	-	-	1	9
Sutter Medical Ctr (10712)	-	-	-	-	-	-	-	1	-	-	-	-	-	-	-	1
Tennessee, U of (11441)	-	-	-	-	-	-	-	-	-	2	-	8	-	-	-	10
Tulane University (1801)	-	-	-	-	-	1	-	-	-	-	-	-	-	-	-	1
VAMC Kansas City (11138)	-	2	-	-	-	3	-	-	-	-	1	-	-	-	-	6
Virginia Mason MC (9011)	1	-	-	-	-	1	1	-	-	-	-	-	-	-	-	3
MEMBERS Total	90	169	36	60	30	137	45	47	16	33	31	14	15	16	5	744
NCORP																
Baptist MU-NCORP (18730)	6	59	3	-	-	-	-	3	-	-	-	-	2	-	-	73
Bay Area NCORP (10706)	-	15	-	-	-	-	-	-	-	-	-	-	-	-	-	15
Beaumont NCORP (11434)	1	2	-	-	-	-	-	-	-	-	-	-	-	-	-	3
CORA NCORP (23777)	11	11	-	2	3	-	-	3	-	-	1	-	1	-	-	32
CRC West MI NCORP (9007)	2	23	-	-	2	1	-	2	2	9	-	-	-	46	-	87
Carle CC NCORP (24410)	3	3	-	-	-	-	-	-	1	-	-	-	-	-	-	7
Columbia MU-NCORP (18743)	3	46	-	-	-	1	-	1	-	-	1	-	-	11	-	63
Columbus NCORP (9005)	9	10	-	1	2	-	-	3	1	-	1	-	-	-	-	27
Dayton NCORP (9006)	2	9	-	1	4	3	1	-	-	1	-	-	-	1	2	24
Essentia Hlth NCORP (24502)	-	15	-	-	-	-	-	-	-	-	-	-	-	-	-	15
GACARES MU-NCORP (26544)	-	19	-	-	-	-	-	-	-	-	-	-	-	-	-	19
Georgia NCORP (25442)	5	32	5	1	-	-	-	6	-	-	1	-	-	-	-	50
Greenville NCORP (10879)	1	3	-	-	6	4	-	-	3	-	-	-	-	1	-	18
Gulf South MU-NCORP (10816)	3	38	-	-	1	73	-	3	-	-	-	-	-	1	1	120

	Breast	Ca Care Delivery	Ca Survivorship	Early Tx	Gastrointestinal	Genitourinary	Leukemia	Lung	Lymphoma	Melanoma	Multiple Myeloma	Palliative and EOL Care	Prevention and Epi	Symp Ctrl QOL	Non-SWOG Committees§	Total
Hawaii MU-NCORP (10781)	-	34	2	-	7	6	1	-	-	1	-	-	1	8	-	60
Heartland NCORP (10211)	13	114	5	1	6	4	2	12	1	3	1	-	-	3	-	165
Kaiser Perm NCORP (13655)	67	14	16	2	7	39	20	16	2	20	2	-	4	-	3	212
Kansas City NCORP (9010)	1	3	-	-	-	-	1	-	-	-	1	-	-	-	-	6
Kansas MU-NCORP (3004)	30	-	1	4	1	23	4	7	-	2	-	2	-	11	-	85
MUSC MU-NCORP (11421)	4	1	-	1	-	1	-	2	1	-	2	-	-	-	-	12
Michigan CRC NCORP (11110)	7	105	-	2	-	-	-	6	1	2	-	-	2	-	-	125
Montana NCORP (10891)	2	50	-	1	2	2	-	2	2	2	1	-	-	-	-	64
Nevada CRF NCORP (13500)	8	-	-	2	-	2	1	-	2	1	-	-	-	-	-	16
New Mexico MU-NCORP (11331)	10	108	1	2	4	-	1	3	-	-	1	-	-	-	-	130
Northwest NCORP (9016)	-	35	-	-	-	-	-	-	-	-	-	-	2	-	-	37
Ozarks NCORP (10210)	1	9	4	-	2	1	-	-	1	-	-	-	-	1	-	19
PCRC NCORP (3007)	7	35	-	-	7	7	-	-	-	-	-	-	1	1	-	58
Southeast COR NCORP (11108)	20	241	1	2	-	-	2	10	-	-	-	-	1	19	-	296
Upstate NCORP (10122)	-	117	-	-	-	-	-	3	-	-	2	-	-	13	-	135
Western States NCORP (31507)	3	21	-	-	-	-	3	-	-	-	-	-	-	-	-	27
Wichita NCORP (9017)	5	-	-	-	1	-	-	-	-	2	-	-	1	1	-	10
Wisconsin NCORP (26010)	2	57	-	5	-	-	-	3	-	5	-	-	1	-	-	73
NCORP Total	226	1229	38	27	55	167	36	85	17	48	14	2	16	117	6	2083
FOREIGN MEMBERS																
INC, Bogota (Colombia)	-	-	-	-	-	-	-	-	-	-	-	1	-	-	-	1
INCan (Mexico)	-	-	-	-	-	-	-	-	-	-	-	7	-	-	-	7
INEN (Peru)	-	-	-	-	-	-	-	-	-	-	-	7	-	-	-	7
King Faisal Spec Hos (Saudi Arabia)	-	-	3	-	-	-	-	-	-	-	-	-	-	-	-	3
FOREIGN MEMBERS Total	-	-	3	-	-	-	-	-	-	-	-	15	-	-	-	18
NON-SWOG																
ALLIANCE	70	132	6	24	55	100	3	14	9	14	6	5	4	1	-	443
CCTG	-	-	-	-	-	13	-	-	-	-	-	-	-	-	-	13
COG	-	-	-	-	-	-	-	-	10	-	-	-	-	-	-	10
ECOG-ACRIN	63	163	14	6	38	43	1	12	6	20	10	1	3	-	-	380
NRG	141	83	7	31	18	36	4	10	8	23	8	8	6	1	-	384
NON-SWOG Total	274	378	27	61	111	192	8	36	33	57	24	14	13	2	-	1230
Grand Total	764	1885	129	191	249	725	136	213	89	187	84	47	51	145	21	4916

§ Registrations to unsupported studies for which SWOG no longer has an active disease committee are grouped under “Non-SWOG Committees” (e.g. Brain, Sarcoma, Gynecology and Head and Neck).

SWOG Screen-Only* Registrations to All Studies and Non-SWOG Screen-Only* Registrations to SWOG Studies

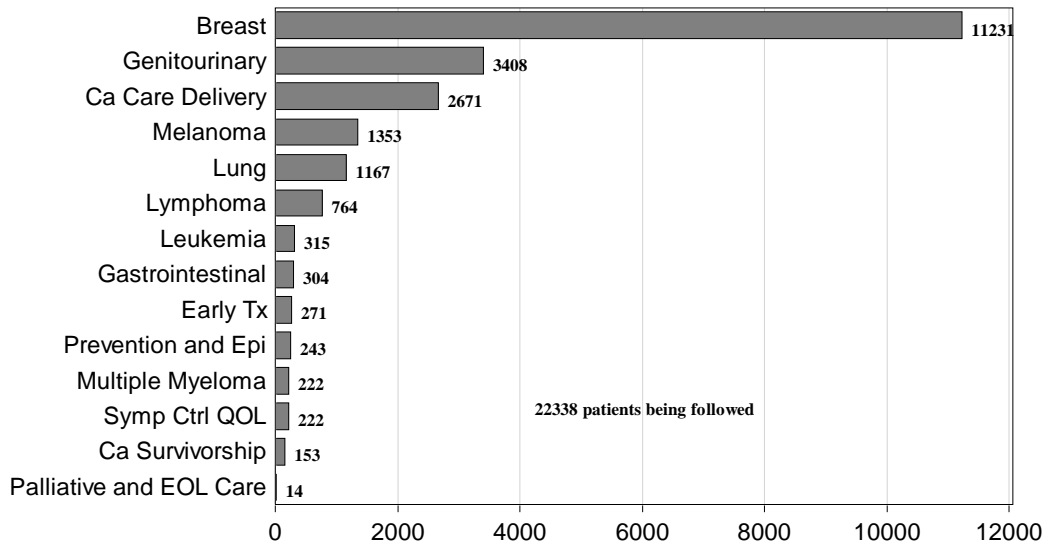
January 2019 through December 2019



* Registrations onto screening steps without subsequent randomizations onto a treatment trial (e.g. screen failures).

Number of Patients Being Followed on SWOG-Coordinated Trials by Committee

Data as of February 28, 2020



Patient Characteristics

Membership Credited Registrations (Excludes Screening Registrations) January 2019 through December 2019 Registrations

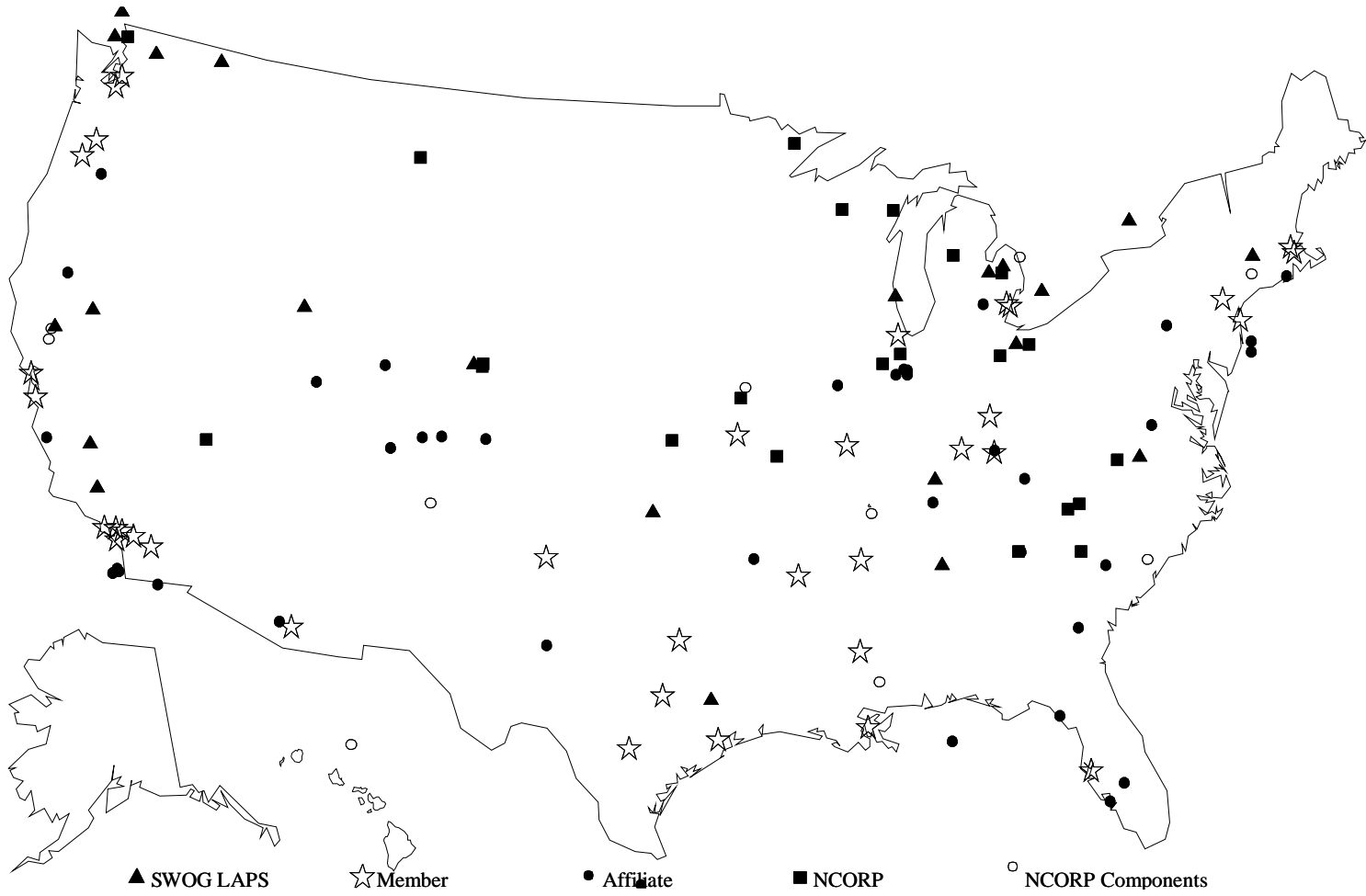
	Phase I and II		Phase III		Other*	
AGE						
Median	63		61		60	
Upper Quartile	72		69		67	
Lower Quartile	55		50		52	
SEX						
Males	457	55%	1076	29%	127	37%
Females	372	45%	2668	71%	216	63%
ETHNICITY						
Hispanic	43	5%	342	9%	46	13%
Non-Hispanic	766	92%	3293	88%	287	84%
Unknown	20	2%	109	3%	10	3%
RACE						
White	702	85%	3021	81%	249	73%
Black	67	8%	431	12%	36	10%
Asian	25	3%	96	3%	25	7%
Pacific Islander	3	0%	15	0%	1	0%
Native	3	0%	17	0%	2	1%
Multi-Racial	1	0%	16	0%	2	1%
Unknown	28	3%	148	4%	28	8%

*Study Type of "Other" includes those primarily under the NCORP Research Base.

Membership Credited Registrations (Excludes Screening Registrations) January 2016 through December 2019 Registrations

	Jan 2016 Dec 2016		Jan 2017 Dec 2017		Jan 2018 Dec 2018		Jan 2019 Dec 2019	
AGE								
Median	61		60		60		62	
Upper Quartile	69		68		69		70	
Lower Quartile	52		50		50		52	
SEX								
Males	2517	44%	1901	35%	1383	31%	1660	34%
Females	3150	56%	3522	65%	3002	68%	3256	66%
Unknown	0	0%	0	0%	34	1%	0	0%
ETHNICITY								
Unknown	524	9%	461	9%	129	3%	139	3%
Hispanic	504	9%	389	7%	393	9%	431	9%
Non-Hispanic	4639	82%	4573	84%	3897	88%	4346	88%
RACE								
White	4326	76%	4173	77%	3555	80%	3972	81%
Black	554	10%	456	8%	456	10%	534	11%
Asian	145	3%	160	3%	137	3%	146	3%
Pacific Islander	16	0%	25	0%	14	0%	19	0%
Native	21	0%	37	1%	16	0%	22	0%
Multi-Racial	15	0%	13	0%	18	0%	19	0%
Unknown	590	10%	559	10%	223	5%	204	4%

SWOG Institutions



SWOG Patient Registrations

January 2019 through December 2019

