

ACCRUAL SUMMARY

CONTENTS

Membership Accrual for All Committees	
SWOG-Credited Accrual	4
Accrual to SWOG-Coordinated Studies	5
SWOG-Credited Registrations to All Studies and	
Non-SWOG Registrations to SWOG Studies	6
Patients Registered by Type of Institution and Funding Agency	6
Patient Registrations by Funding Source	7
Patients Registered to Any Network Trial	
By Study Type, Committee and Type of Institution	8
By Study Type, Type of Institution within Coordinating Group	9
Membership Accrual By Institution and Funding Source	10
Membership Accrual By Institution and Committee	13
Screen-Only Registrations by Committee	16
Patients Followed on SWOG-Coordinated Trials by Committee	16
Patient Characteristics by Type of Study	17
SWOG Institutions by Location	18
Patient Registrations by Location	19

The Accrual Summary includes patient registrations for SWOG coordinated trials as well as those credited to SWOG institutions for non-SWOG coordinated trials. Patients being screened for a study are counted only if they register for a subsequent clinical trial (screen failures are not counted in general accrual numbers).

In the following tables, trials are broken down by various factors including Funding Source and Study Type.

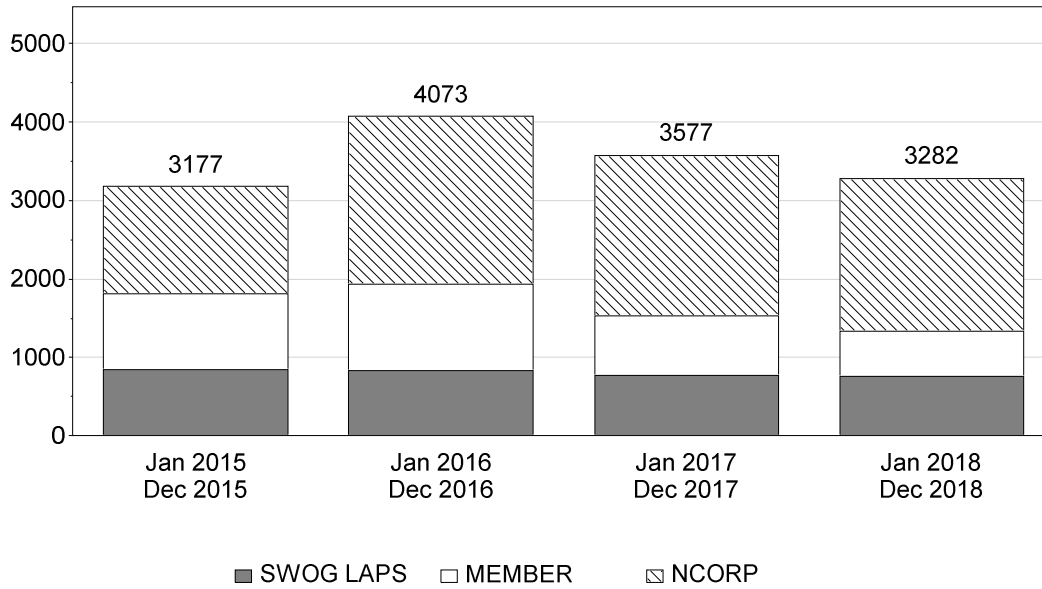
- Studies indicated as “Other Funding” are studies which are not sponsored by CTEP or DCP.
- Studies listed with Study Type of “Other” includes those primarily under the NCORP Research Base program.

Registrations to unsupported studies for which SWOG no longer has an active disease committee and are not championed by a SWOG committee are grouped under “Non-SWOG Committees” (e.g. Brain, Sarcoma, Gynecology and Head and Neck).

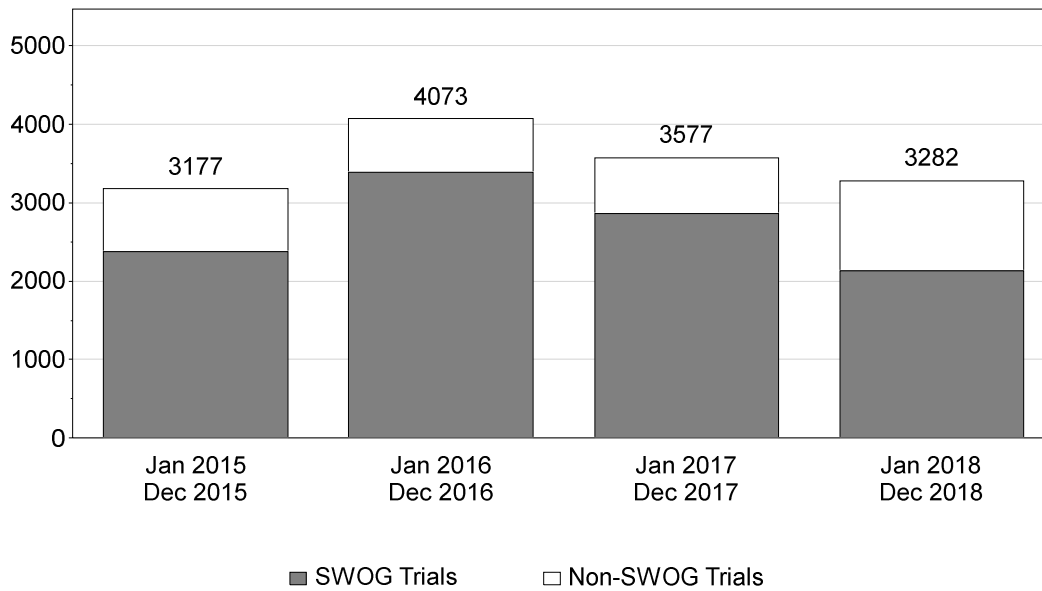
SWOG-Credited Accrual

To Any Network Trial

Type of Institution



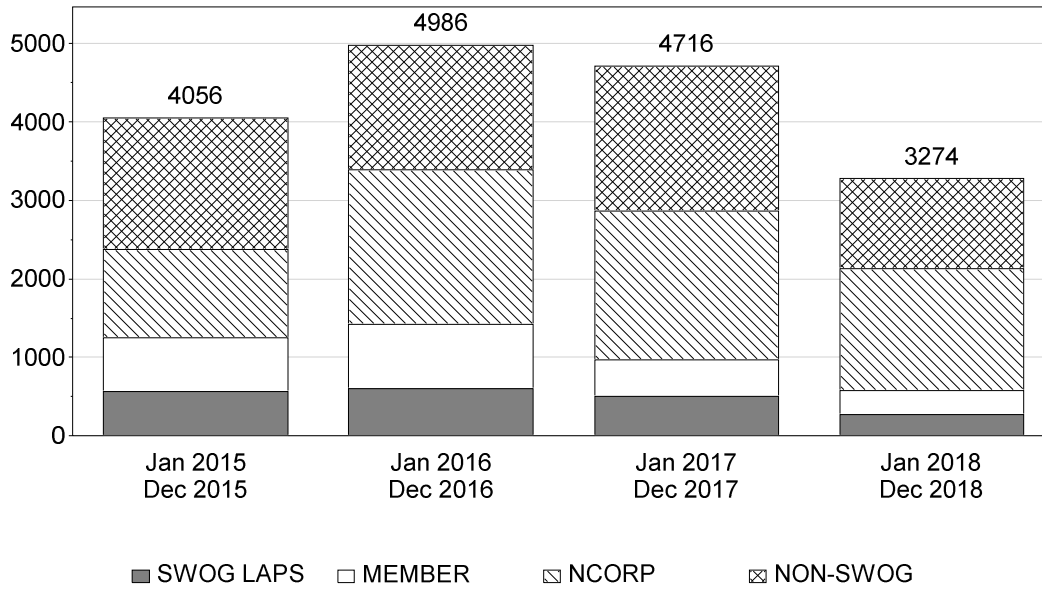
Coordinating Group



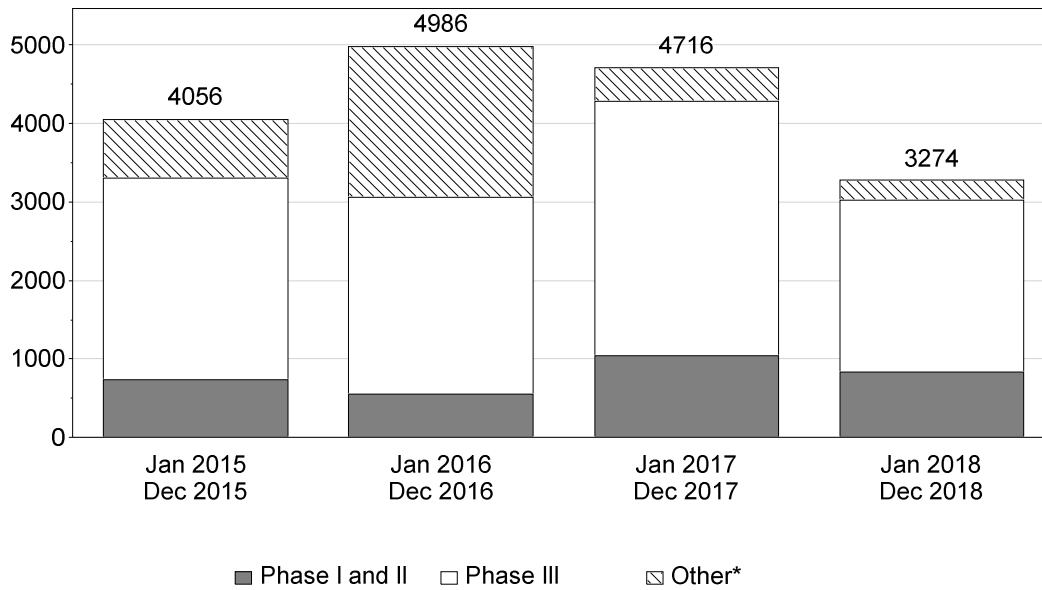
Accrual to SWOG-Coordinated Studies

By Any Network Group

Type of Institution



Type of Study

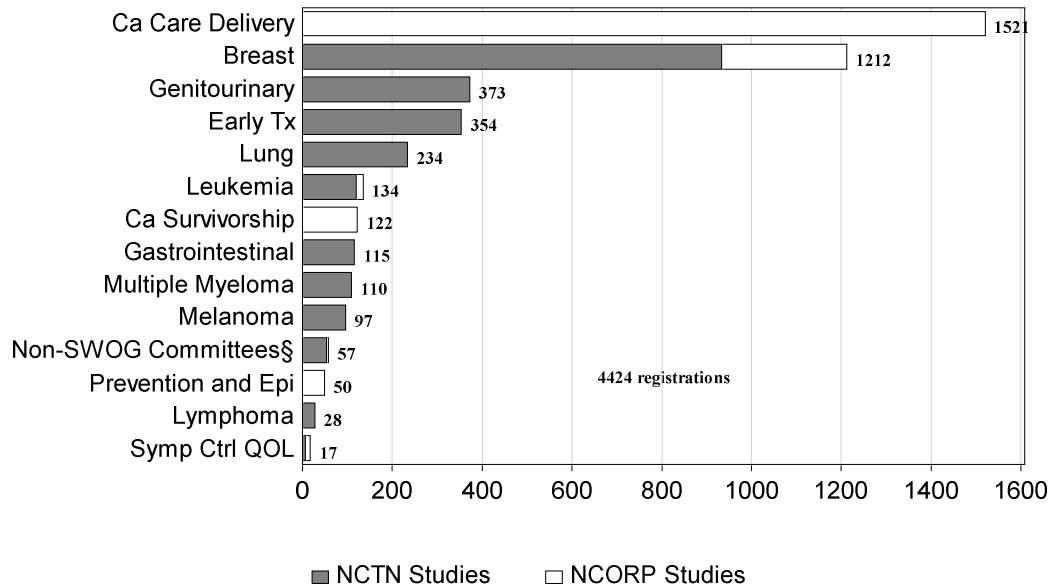


*Study Type of "Other" includes those primarily under the NCORP Research Base.

SWOG-Credited Registrations to All Studies and Non-SWOG Registrations to SWOG Studies

By Committee and Funding Type

January 2018 through December 2018



§ Registrations to unsupported studies for which SWOG no longer has an active disease committee are grouped under “Non-SWOG Committees” (e.g. Brain, Sarcoma, Gynecology and Head and Neck).

Patients Registered by Type of Institution and Funding Agency

	SWOG Registrations to SWOG Studies			Non-SWOG Registrations to SWOG Studies			SWOG Registrations to Non-SWOG Studies		
	Jan16	Jan17	Jan18	Jan16	Jan17	Jan18	Jan16	Jan17	Jan18
	Dec16	Dec17	Dec18	Dec16	Dec17	Dec18	Dec16	Dec17	Dec18
Funding Type									
NCTN Studies	1341	1513	959	1561	1524	716	643	609	750
NCORP Studies	204	1128	1173	33	322	426	38	98	400
Other Funded Studies**	1847	229	0	0	0	0	0	0	0
	3392	2870	2132	1594	1846	1142	681	707	1150
Committee									
Breast	235	400	345	748	725	313	124	245	554
Ca Care Delivery	1926	1264	1091	0	273	365	2	9	65
Ca Survivorship	23	45	51	19	32	42	0	9	29
Early Tx	0	139	185	0	100	122	76	61	47
Gastrointestinal	120	106	24	45	66	25	52	53	66
Genitourinary	430	251	172	309	122	134	167	39	67
Leukemia	36	22	52	6	13	37	68	29	45
Lung	161	175	102	125	106	45	23	55	87
Lymphoma	9	0	9	5	0	3	28	7	16
Melanoma	336	420	61	311	392	30	27	33	6
Multiple Myeloma	14	0	9	12	0	7	64	73	94
Prevention and Epi	38	40	31	14	17	19	4	45	0
Symp Ctrl QOL	64	8	0	0	0	0	12	4	17
Non-SWOG Committees§	0	0	0	0	0	0	34	45	57
	3392	2870	2132	1594	1846	1142	681	707	1150

** Other Funded Studies are studies which are non-CTEP, non-DCP.

Patients Registered to NCTN Funded Trials by Committee and Type of Institution

	SWOG LAPS			MEMBER			NCORP			NON-SWOG		
	Jan16 Dec16	Jan17 Dec17	Jan18 Dec18	Jan16 Dec16	Jan17 Dec17	Jan18 Dec18	Jan16 Dec16	Jan17 Dec17	Jan18 Dec18	Jan16 Dec16	Jan17 Dec17	Jan18 Dec18
Breast	97	220	236	125	157	149	119	251	236	748	725	313
Early Tx	29	43	76	34	74	91	13	83	65	0	100	122
Gastrointestinal	66	73	39	49	26	33	57	60	18	45	66	25
Genitourinary	189	123	85	206	76	81	202	91	73	309	122	134
Leukemia	40	13	29	42	26	21	21	8	33	6	13	37
Lung	47	73	52	55	54	62	82	103	75	125	106	45
Lymphoma	15	3	8	13	3	14	9	1	3	5	0	3
Melanoma	119	133	20	118	135	26	126	185	21	311	392	30
Multiple Myeloma	20	35	44	33	24	34	25	14	25	12	0	7
Symp Ctrl QOL	0	0	3	0	0	3	0	0	0	0	0	0
Non-SWOG Committees§	11	17	40	19	11	10	3	7	4	0	0	0
	633	733	632	694	586	524	657	803	553	1561	1524	716

Patients Registered to NCORP Funded Trials by Committee and Type of Institution

	SWOG LAPS			MEMBER			NCORP			NON-SWOG		
	Jan16 Dec16	Jan17 Dec17	Jan18 Dec18	Jan16 Dec16	Jan17 Dec17	Jan18 Dec18	Jan16 Dec16	Jan17 Dec17	Jan18 Dec18	Jan16 Dec16	Jan17 Dec17	Jan18 Dec18
Breast	4	8	112	2	0	0	12	9	166	0	0	0
Ca Care Delivery	0	0	3	2	6	4	79	1038	1149	0	273	365
Ca Survivorship	5	3	1	15	38	33	3	13	46	19	32	42
Leukemia	0	2	1	1	1	3	0	1	10	0	0	0
Prevention and Epi	7	11	4	9	52	6	26	22	21	14	17	19
Symp Ctrl QOL	6	0	5	7	3	6	63	9	0	0	0	0
Non-SWOG Committees§	0	0	3	0	7	0	1	3	0	0	0	0
	22	24	129	36	107	52	184	1095	1392	33	322	426

§ Registrations to unsupported studies for which SWOG no longer has an active disease committee are grouped under “Non-SWOG Committees” (e.g. Brain, Sarcoma, Gynecology and Head and Neck).

Patients Registered to Trials Funded by Other Grants by Committee and Type of Institution

	SWOG LAPS			MEMBER			NCORP		
	Jan16 Dec16	Jan17 Dec17	Jan18 Dec18	Jan16 Dec16	Jan17 Dec17	Jan18 Dec18	Jan16 Dec16	Jan17 Dec17	Jan18 Dec18
Ca Care Delivery	173	14	0	373	68	0	1301	147	0
	173	14	0	373	68	0	1301	147	0

Patients Registered to Any Network Trial

	Jan 2015 Dec 2015	Jan 2016 Dec 2016	Jan 2017 Dec 2017	Jan 2018 Dec 2018	Total
Total	4859	5667	5423	4424	20373
Study Type					
Phase I and II	899	638	1142	923	3602
Phase III	3162	3035	3755	3126	13078
Other*	798	1994	526	375	3693
Committee					
Breast	1497	1107	1370	1212	5186
Ca Care Delivery	705	1928	1546	1521	5700
Ca Survivorship	14	42	86	122	264
Early Tx	13	76	300	354	743
Gastrointestinal	358	217	225	115	915
Genitourinary	934	906	412	373	2625
Leukemia	403	110	64	134	711
Lung	241	309	336	234	1120
Lymphoma	96	42	7	28	173
Melanoma	104	674	845	97	1720
Multiple Myeloma	174	90	73	110	447
Prevention and Epi	33	56	102	50	241
Symp Ctrl QOL	245	76	12	17	350
Non-SWOG Committees§	42	34	45	57	178
Institution Type					
SWOG					
SWOG LAPS	847	828	771	761	3207
Member	963	1103	761	576	3403
NCORP	1367	2142	2045	1945	7499
Total SWOG	3177	4073	3577	3282	14109
Non-SWOG					
ALLIANCE	488	350	456	330	1624
CCTG	109	43	95	18	265
CTSU-NOS	1	1	2	0	4
ECOG-ACRIN	547	437	462	412	1858
GEICAM	204	0	0	0	204
NRG	220	265	420	382	1287
UNICANCER	113	498	411	0	1022
Total Non-SWOG	1682	1594	1846	1142	6264

*Study Type of "Other" includes those primarily under the NCORP Research Base.

§ Registrations to unsupported studies for which SWOG no longer has an active disease committee are grouped under "Non-SWOG Committees" (e.g. Brain, Sarcoma, Gynecology and Head and Neck).

Patients Registered to Any Network Trial

	Jan 2015 Dec 2015	Jan 2016 Dec 2016	Jan 2017 Dec 2017	Jan 2018 Dec 2018	Total
	4859	5667	5423	4424	20373
SWOG Coordinated	4056	4986	4716	3274	17032
Study Type					
Phase I and II	733	557	1046	831	3167
Phase III	2566	2506	3233	2193	10498
Other*	757	1923	437	250	3367
Institution Type					
SWOG LAPS	568	605	498	268	1939
Member	686	817	471	303	2277
NCORP	1120	1970	1901	1561	6552
Non-SWOG	1682	1594	1846	1142	6264
Funding Source					
NCTN Studies	3059	2902	3037	1675	10673
NCORP Studies	286	237	1450	1599	3572
Other Funded Studies**	711	1847	229	0	2787
Non-SWOG Coordinated	803	681	707	1150	3341
Study Type					
Phase I and II	166	81	96	92	435
Phase III	596	529	522	933	2580
Other*	41	71	89	125	326
Institution Type					
SWOG LAPS	279	223	273	493	1268
Member	277	286	290	273	1126
NCORP	247	172	144	384	947

* Study Type of "Other" includes those primarily under the NCORP Research Base.

** Other Funded Studies are studies which are non-CTEP, non-DCP.

Accrual by Institution and Funding Agency

Membership Credited Registrations (Excludes screening registrations)

January 1, 2018 – December 31, 2018

	SWOG Coordinated Studies		Non-SWOG Coordinated	Total
	CTEP Funded	DCP Funded		
SWOG LAPS				
Birmingham, U of AL (17812)	-	-	3	3
Cleveland Clinic OH (301)	7	-	26	33
Colorado, U of (10120)	16	1	29	46
Poudre Valley Hosp (11190)	-	-	13	13
UCH Mem Hosp Central (10436)	-	-	8	8
Valley View Hospital (13389)	1	-	1	2
Davis, U of CA (10176)	5	-	26	31
Gene Upshaw Mem TFCC (13091)	1	-	1	2
Fred Hutchinson CRC (11153)	12	-	21	33
MD Anderson CC (11439)	54	-	7	61
Banner MD Anderson (17761)	3	-	-	3
Michigan, U of (4700)	26	1	34	61
MidMichigan Med Ctr (11812)	-	-	5	5
Northwestern Univ (21514)	21	-	1	22
Ohio State Univ (17368)	10	-	-	10
Oklahoma, Univ of (17955)	13	-	-	13
Rochester, Univ of (11400)	17	-	24	41
Arnot Ogden Med Ctr (13424)	-	-	117	117
So Calif, U of (10138)	12	-	15	27
Utah, U of (2501)	29	-	5	34
Grand Valley Onc (27667)	-	-	2	2
Wayne State Univ (2701)	8	-	30	38
Yale University (17377)	24	3	118	145
Greenwich Hospital (17379)	1	-	4	5
NYU Winthrop Hosp (20800)	3	-	3	6
SWOG LAPS Total	263	5	493	761
MEMBERS				
Arizona MC, U of (3009)	8	1	22	31
Arkansas, U of (101)	4	1	2	7
Highlands Onc Group (10885)	1	-	1	2
Sacred Heart Hosp (10549)	1	-	6	7
Baylor College (11988)	13	-	14	27
Baylor Univ Med Ctr (14205)	0	-	1	1
Boston Medical Ctr (10635)	2	-	4	6
Brooke Army Med Ctr (10330)	0	-	-	0
S Georgia Med Ctr (10807)	-	-	1	1
Cedars-Sinai Med Ctr (14111)	3	-	4	7
Cincinnati MC, U of (10509)	1	-	3	4
City of Hope Med Ctr (10082)	15	4	11	30
Desert Hospital (11205)	0	-	5	5
H Lee Moffitt CC (11898)	23	1	10	34
The Watson Clinic (11935)	-	-	4	4
Harrington CC (11446)	4	-	7	11
Henry Ford Hospital (501)	9	-	8	17
Irvine, U of CA (10498)	9	3	16	28
PIH Health Hosp (11524)	1	-	2	3
St Jude Medical Ctr (11553)	-	-	3	3
Kansas, U of (3004)	47	5	16	68
Cotton O'Neil CC (10496)	1	-	9	10
Kentucky, U of (10012)	4	-	2	6
Lahey Hosp & Med Ctr (16037)	1	3	10	14
Loma Linda Univ (10682)	2	1	3	6
Los Angeles, U of CA (10503)	10	-	1	11
Loyola University (10080)	14	5	11	30

	SWOG Coordinated Studies		Non-SWOG Coordinated	Total
	CTEP Funded	DCP Funded		
Quad Cities/Genesis (10424)	1	-	2	3
West Suburban MC (18057)	1	-	-	1
MAVERIC (23984)	6	-	1	7
VAMC West Haven (17381)	-	-	1	1
Memorial Hermann (22899)	2	-	-	2
Methodist Hospital (15225)	0	-	1	1
Mississippi, Univ of (3012)	0	-	5	5
Mt Sinai Med Ctr (13112)	1	-	-	1
Oregon Hlth Sci Univ (4100)	10	-	8	18
Asante Rogue Reg MC (8290)	-	-	3	3
Good Samaritan Hosp (14039)	5	-	-	5
Salem Hospital (8167)	8	-	3	11
Providence Hosp (3500)	5	1	19	25
San Antonio, U of TX (2400)	22	3	5	30
Carolinas Med Ctr (17374)	-	-	3	3
TTUHSC-Lubbock (8215)	-	-	3	3
Thompson Ca Surv Ctr (10427)	8	-	1	9
Winchester Med Ctr (28534)	-	4	-	4
San Diego, U of CA (18822)	16	-	1	17
Eisenhower Med Ctr (11315)	-	-	3	3
Scott & White Mem (1501)	0	-	3	3
Stanford University (12661)	0	-	3	3
Sutter Cancer RC (10714)	1	-	5	6
Sutter Medical Ctr (10712)	-	-	2	2
Tennessee, U of (11441)	3	6	1	10
Univ of Louisville (11293)	0	-	2	2
VAMC Kansas City (11138)	2	-	21	23
MEMBERS Total	264	38	272	574
NCORP				
Baptist MU-NCORP (18730)	1	58	5	64
Bay Area NCORP (10706)	3	14	-	17
Beaumont NCORP (11434)	1	4	20	25
CORA NCORP (23777)	12	52	-	64
CRC West MI NCORP (9007)	12	45	-	57
Carle CC NCORP (24410)	8	25	-	33
Columbia MU-NCORP (18743)	2	20	1	23
Columbus NCORP (9005)	9	25	-	34
Dayton NCORP (9006)	4	20	1	25
Essentia Hlth NCORP (24502)	3	51	-	54
GRU MU-NCORP (26544)	-	33	-	33
Georgia NCORP (25442)	17	43	1	61
Greenville NCORP (10879)	5	19	2	26
Gulf South MU-NCORP (10816)	37	46	2	85
Hawaii MU-NCORP (10781)	13	33	23	69
Heartland NCORP (10211)	42	82	1	125
Kaiser Perm NCORP (13655)	60	26	150	236
Kansas City NCORP (9010)	3	4	3	10
MUSC MU-NCORP (11421)	22	1	-	23
Michigan CRC NCORP (11110)	32	136	-	168
Montana NCORP (10891)	15	42	-	57
Nevada CRF NCORP (13500)	14	-	1	15
New Mexico MU-NCORP (11331)	25	88	1	114
Northwest NCORP (9016)	5	45	3	53
Ozarks NCORP (10210)	10	23	-	33
PCRC NCORP (3007)	20	55	5	80
Southeast COR NCORP (11108)	32	51	165	248
Wichita NCORP (9017)	12	6	-	18
Wisconsin NCORP (26010)	13	82	-	95
NCORP Total	432	1129	384	1945
FOREIGN MEMBERS				
INCan (Mexico)	-	1	-	1
King Faisal Spec Hos (Saudi Arabia)	-	-	1	1

	SWOG Coordinated Studies		Non-SWOG Coordinated	Total
	CTEP Funded	DCP Funded		
FOREIGN MEMBERS Total	-	1	1	2
NON-SWOG				
ALLIANCE	216	114	-	330
CCTG	18	-	-	18
ECOG-ACRIN	184	228	-	412
NRG	298	84	-	382
NON-SWOG Total	716	426	-	1142
Grand Total	1675	1599	1150	4424

Accrual by Institution and Committee

Membership Credited Registrations (Excludes screening registrations)

January 1, 2018 – December 31, 2018

	Breast	Ca Care Delivery	Ca Survivorship	Early Tx	Gastrointestinal	Genitourinary	Leukemia	Lung	Lymphoma	Melanoma	Multiple Myeloma	Prevention and Epi	Symp Ctr/QOL	Non-SWOG Committees§	Total
SWOG LAPS															
Birmingham, U of AL (17812)	-	-	-	-	-	-	3	-	-	-	-	-	-	-	3
Cleveland Clinic OH (301)	10	-	-	2	1	2	6	6	-	-	-	-	3	3	33
Colorado, U of (10120)	20	-	-	5	-	5	-	5	-	-	-	1	1	9	46
Poudre Valley Hosp (11190)	11	-	-	1	-	1	-	-	-	-	-	-	-	-	13
UCH Mem Hosp Central (10436)	2	-	-	-	-	-	-	2	-	-	-	-	4	-	8
Valley View Hospital (13389)	1	-	-	1	-	-	-	-	-	-	-	-	-	-	2
Davis, U of CA (10176)	7	-	-	2	4	2	1	2	-	-	13	-	-	-	31
Gene Upshaw Mem TFCC (13091)	2	-	-	-	-	-	-	-	-	-	-	-	-	-	2
Fred Hutchinson CRC (11153)	17	-	-	4	4	-	-	1	1	-	-	-	-	6	33
MD Anderson CC (11439)	21	-	-	16	10	9	-	5	-	-	-	-	-	-	61
Banner MD Anderson (17761)	3	-	-	-	-	-	-	-	-	-	-	-	-	-	3
Michigan, U of (4700)	16	-	1	23	4	2	-	2	-	1	6	-	-	6	61
MidMichigan Med Ctr (11812)	2	-	-	-	1	-	-	1	-	-	1	-	-	-	5
Northwestern Univ (21514)	9	-	-	6	-	5	-	1	-	1	-	-	-	-	22
Ohio State Univ (17368)	-	-	-	-	-	-	-	-	-	10	-	-	-	-	10
Oklahoma, Univ of (17955)	-	-	-	1	-	12	-	-	-	-	-	-	-	-	13
Rochester, Univ of (11400)	13	-	-	6	3	-	9	3	5	2	-	-	-	-	41
Arnot Ogden Med Ctr (13424)	107	-	-	-	-	8	-	2	-	-	-	-	-	-	117
So Calif, U of (10138)	8	-	-	-	5	7	-	-	-	2	-	-	-	5	27
Utah, U of (2501)	-	-	-	1	1	24	-	2	2	4	-	-	-	-	34
Grand Valley Onc (27667)	-	-	-	-	-	2	-	-	-	-	-	-	-	-	2
Wayne State Univ (2701)	20	-	-	1	2	1	6	4	-	-	3	-	-	1	38
Yale University (17377)	70	3	-	7	4	4	5	15	-	-	21	3	-	13	145
Greenwich Hospital (17379)	3	-	-	-	-	1	-	1	-	-	-	-	-	-	5
NYU Winthrop Hosp (20800)	6	-	-	-	-	-	-	-	-	-	-	-	-	-	6
SWOG LAPS Total	348	3	1	76	39	85	30	52	8	20	44	4	8	43	761
MEMBERS															
Arizona MC, U of (3009)	15	-	1	7	-	1	2	1	-	-	-	-	-	4	31
Arkansas, U of (101)	2	-	1	2	-	-	-	-	-	-	2	-	-	-	7
Highlands Onc Group (10885)	1	-	-	1	-	-	-	-	-	-	-	-	-	-	2
Sacred Heart Hosp (10549)	2	-	-	-	1	-	-	3	-	-	-	-	-	1	7
Baylor College (11988)	-	-	-	2	10	9	3	1	-	-	2	-	-	-	27
Baylor Univ Med Ctr (14205)	1	-	-	-	-	-	-	-	-	-	-	-	-	-	1
Boston Medical Ctr (10635)	1	-	-	-	3	-	-	-	-	-	2	-	-	-	6
Brooke Army Med Ctr (10330)	0	-	-	-	-	-	-	-	-	-	-	-	-	-	0
S Georgia Med Ctr (10807)	1	-	-	-	-	-	-	-	-	-	-	-	-	-	1
Cedars-Sinai Med Ctr (14111)	-	-	-	6	-	1	-	-	-	-	-	-	-	-	7
Cincinnati MC, U of (10509)	1	-	-	-	-	-	-	3	-	-	-	-	-	-	4
City of Hope Med Ctr (10082)	5	-	4	2	-	6	3	1	8	1	-	-	-	-	30
Desert Hospital (11205)	4	-	-	-	-	1	-	-	-	-	-	-	-	-	5
H Lee Moffitt CC (11898)	-	-	1	13	-	-	5	9	-	6	-	-	-	-	34
The Watson Clinic (11935)	2	-	-	-	-	-	-	2	-	-	-	-	-	-	4
Harrington CC (11446)	10	-	-	-	-	-	-	1	-	-	-	-	-	-	11
Henry Ford Hospital (501)	1	-	-	9	-	-	-	2	-	-	5	-	-	-	17
Irvine, U of CA (10498)	3	-	-	7	7	-	3	-	-	-	1	3	2	2	28

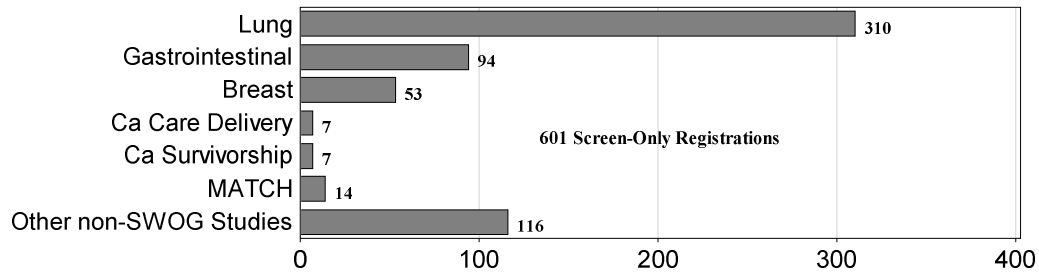
	Breast	Ca Care Delivery	Ca Survivorship	Early Tx	Gastrointestinal	Genitourinary	Leukemia	Lung	Lymphoma	Melanoma	Multiple Myeloma	Prevention and Epi	Symp Ctrl QOL	Non-SWOG Committees§	Total
PIH Health Hosp (11524)	1	-	-	1	-	-	-	1	-	-	-	-	-	-	3
St Jude Medical Ctr (11553)	3	-	-	-	-	-	-	-	-	-	-	-	-	-	3
Kansas, U of (3004)	25	-	5	17	3	7	2	3	-	5	-	-	-	1	68
Cotton O'Neil CC (10496)	2	-	-	-	1	3	-	-	-	-	2	-	1	1	10
Kentucky, U of (10012)	-	-	-	-	1	3	-	2	-	-	-	-	-	-	6
Lahey Hosp & Med Ctr (16037)	4	-	3	-	1	2	-	4	-	-	-	-	-	-	14
Loma Linda Univ (10682)	3	-	-	1	-	-	-	1	-	-	-	1	-	-	6
Los Angeles, U of CA (10503)	-	-	-	-	-	-	-	-	-	11	-	-	-	-	11
Loyola University (10080)	3	-	5	-	1	5	2	3	-	2	9	-	-	-	30
Quad Cities/Genesis (10424)	3	-	-	-	-	-	-	-	-	-	-	-	-	-	3
West Suburban MC (18057)	1	-	-	-	-	-	-	-	-	-	-	-	-	-	1
MAVERIC (23984)	1	-	-	1	-	-	-	5	-	-	-	-	-	-	7
VAMC West Haven (17381)	-	-	-	-	-	-	-	1	-	-	-	-	-	-	1
Memorial Hermann (22899)	2	-	-	-	-	-	-	-	-	-	-	-	-	-	2
Methodist Hospital (15225)	-	-	-	-	1	-	-	-	-	-	-	-	-	-	1
Mississippi, Univ of (3012)	-	-	-	-	-	-	-	5	-	-	-	-	-	-	5
Mt Sinai Med Ctr (13112)	-	-	-	-	-	-	-	1	-	-	-	-	-	-	1
Oregon Hlth Sci Univ (4100)	2	-	-	5	-	3	1	3	2	-	2	-	-	-	18
Asante Rogue Reg MC (8290)	2	-	-	-	-	-	-	1	-	-	-	-	-	-	3
Good Samaritan Hosp (14039)	2	-	-	-	-	3	-	-	-	-	-	-	-	-	5
Salem Hospital (8167)	9	-	-	-	-	-	-	2	-	-	-	-	-	-	11
Providence Hosp (3500)	11	4	1	2	-	-	-	3	-	-	3	-	1	-	25
San Antonio, U of TX (2400)	1	-	1	3	1	19	-	1	-	-	1	2	-	1	30
Carolinas Med Ctr (17374)	-	-	-	-	-	-	-	-	3	-	-	-	-	-	3
TTUHSC-Lubbock (8215)	3	-	-	-	-	-	-	-	-	-	-	-	-	-	3
Thompson Ca Surv Ctr (10427)	8	-	-	-	-	-	-	-	-	-	-	-	1	-	9
Winchester Med Ctr (28534)	-	-	4	-	-	-	-	-	-	-	-	-	-	-	4
San Diego, U of CA (18822)	-	-	-	11	2	4	-	-	-	-	-	-	-	-	17
Eisenhower Med Ctr (11315)	2	-	-	-	-	-	-	-	-	-	1	-	-	-	3
Scott & White Mem (1501)	3	-	-	-	-	-	-	-	-	-	-	-	-	-	3
Stanford University (12661)	-	-	-	-	-	-	3	-	-	-	-	-	-	-	3
Sutter Cancer RC (10714)	2	-	-	1	1	1	-	-	-	-	1	-	-	-	6
Sutter Medical Ctr (10712)	2	-	-	-	-	-	-	-	-	-	-	-	-	-	2
Tennessee, U of (11441)	3	-	6	-	-	-	-	-	-	1	-	-	-	-	10
Univ of Louisville (11293)	2	-	-	-	-	-	-	-	-	-	-	-	-	-	2
VAMC Kansas City (11138)	-	-	-	-	-	13	-	3	-	-	3	-	4	-	23
MEMBERS Total	149	4	32	91	33	81	24	62	13	26	34	6	9	10	574
NCORP															
Baptist MU-NCORP (18730)	5	56	-	-	-	-	-	1	-	-	-	2	-	-	64
Bay Area NCORP (10706)	2	11	2	-	-	-	-	-	-	1	-	1	-	-	17
Beaumont NCORP (11434)	8	9	-	-	1	2	2	1	-	-	2	-	-	-	25
CORA NCORP (23777)	7	50	1	2	-	-	-	2	-	-	1	1	-	-	64
CRC West MI NCORP (9007)	8	44	-	-	-	1	-	-	1	2	-	1	-	-	57
Carle CC NCORP (24410)	7	25	-	-	-	-	1	-	-	-	-	-	-	-	33
Columbia MU-NCORP (18743)	2	18	2	-	-	-	-	-	-	-	1	-	-	-	23
Columbus NCORP (9005)	7	24	-	-	-	1	-	1	-	-	-	1	-	-	34
Dayton NCORP (9006)	2	20	-	-	-	1	-	2	-	-	-	-	-	-	25
Essentia Hlth NCORP (24502)	1	50	-	1	-	1	-	-	-	-	-	1	-	-	54
GRU MU-NCORP (26544)	-	33	-	-	-	-	-	-	-	-	-	-	-	-	33
Georgia NCORP (25442)	7	41	2	1	-	-	1	9	-	-	-	-	-	-	61
Greenville NCORP (10879)	-	18	1	-	1	2	3	-	1	-	-	-	-	-	26
Gulf South MU-NCORP (10816)	7	46	-	1	-	31	-	-	-	-	-	-	-	-	85
Hawaii MU-NCORP (10781)	9	34	12	3	-	1	3	4	-	-	-	3	-	-	69
Heartland NCORP (10211)	10	77	5	5	1	8	8	8	1	1	1	-	-	-	125
Kaiser Perm NCORP (13655)	56	63	17	17	6	10	11	21	-	8	18	5	-	4	236
Kansas City NCORP (9010)	3	4	-	-	-	-	2	-	-	-	1	-	-	-	10

	Breast	Ca Care Delivery	Ca Survivorship	Early Tx	Gastrointestinal	Genitourinary	Leukemia	Lung	Lymphoma	Melanoma	Multiple Myeloma	Prevention and Epi	Symp Ctrl QOL	Non-SWOG Committees§	Total
MUSC MU-NCORP (11421)	15	-	1	4	-	-	-	3	-	-	-	-	-	-	23
Michigan CRC NCORP (11110)	19	136	-	4	1	1	2	5	-	-	-	-	-	-	168
Montana NCORP (10891)	5	42	-	6	-	1	3	-	-	-	-	-	-	-	57
Nevada CRF NCORP (13500)	1	-	-	10	-	2	-	-	-	1	1	-	-	-	15
New Mexico MU-NCORP (11331)	17	86	1	2	1	-	3	1	-	2	-	1	-	-	114
Northwest NCORP (9016)	4	42	-	-	2	-	1	1	-	-	-	3	-	-	53
Ozarks NCORP (10210)	5	21	2	-	2	2	-	1	-	-	-	-	-	-	33
PCRC NCORP (3007)	9	58	-	2	2	6	2	-	-	-	-	1	-	-	80
Southeast COR NCORP (11108)	178	54	-	-	1	-	1	11	-	3	-	-	-	-	248
Wichita NCORP (9017)	5	5	-	-	-	2	-	3	-	2	-	1	-	-	18
Wisconsin NCORP (26010)	3	82	-	7	-	1	-	1	-	1	-	-	-	-	95
NCORP Total	402	1149	46	65	18	73	43	75	3	21	25	21	-	4	1945
FOREIGN MEMBERS															
INCan (Mexico)	-	-	1	-	-	-	-	-	-	-	-	-	-	-	1
King Faisal Spec Hos (Saudi Arabia)	-	-	-	-	-	-	-	-	1	-	-	-	-	-	1
FOREIGN MEMBERS Total	-	-	1	-	-	-	-	-	1	-	-	-	-	-	2
NON-SWOG															
ALLIANCE	83	95	13	33	8	44	23	18	1	5	1	6	-	-	330
CCTG	-	-	-	-	-	16	-	2	-	-	-	-	-	-	18
ECOG-ACRIN	61	214	10	43	14	36	2	12	2	10	4	4	-	-	412
NRG	169	56	19	46	3	38	12	13	-	15	2	9	-	-	382
NON-SWOG Total	313	365	42	122	25	134	37	45	3	30	7	19	-	-	1142
Grand Total	1212	1521	122	354	115	373	134	234	28	97	110	50	17	57	4424

§ Registrations to unsupported studies for which SWOG no longer has an active disease committee are grouped under “Non-SWOG Committees” (e.g. Brain, Sarcoma, Gynecology and Head and Neck).

SWOG Screen-Only* Registrations to All Studies and Non-SWOG Screen-Only* Registrations to SWOG Studies

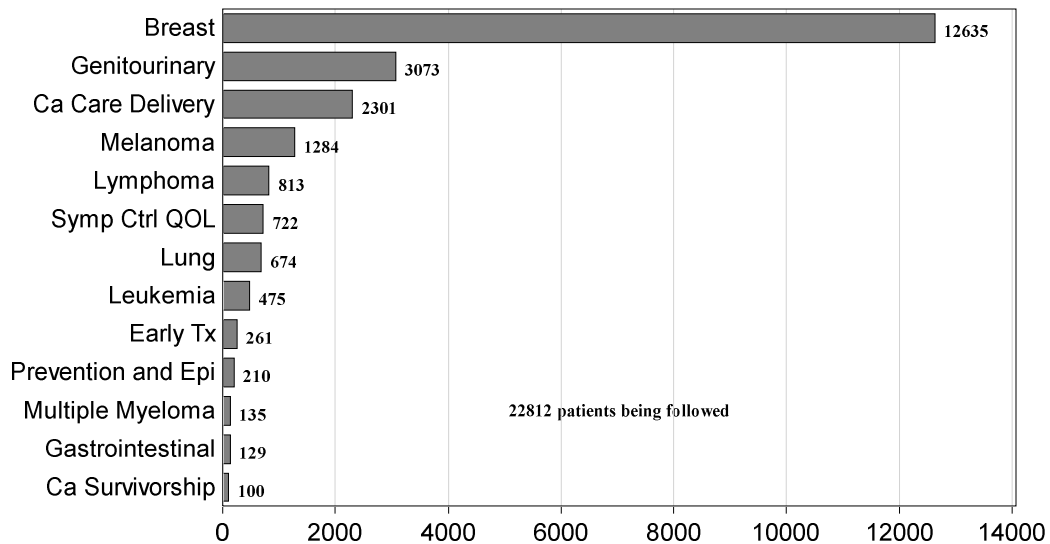
January 2018 through December 2018



* Registrations onto screening steps without subsequent randomizations onto a treatment trial (e.g. screen failures).

Number of Patients Being Followed on SWOG-Coordinated Trials by Committee

Data as of March 4, 2019



Patient Characteristics

Membership Credited Registrations (Excludes Screening Registrations)

January 2018 through December 2018 Registrations

	Phase I and II		Phase III		Other*	
AGE						
Median	64		59		59	
Upper Quartile	72		68		69	
Lower Quartile	54		50		50	
SEX						
Males	479	52%	735	24%	174	46%
Females	444	48%	2391	76%	167	45%
Unknown	0	0%	0	0%	34	9%
ETHNICITY						
Hispanic	59	6%	308	10%	27	7%
Non-Hispanic	838	91%	2761	88%	301	80%
Unknown	26	3%	57	2%	47	13%
RACE						
White	756	82%	2540	81%	261	70%
Black	80	9%	339	11%	37	10%
Asian	31	3%	84	3%	23	6%
Pacific Islander	3	0%	8	0%	3	1%
Native	1	0%	15	0%	0	0%
Multi-Racial	3	0%	13	0%	2	1%
Unknown	49	5%	127	4%	49	13%

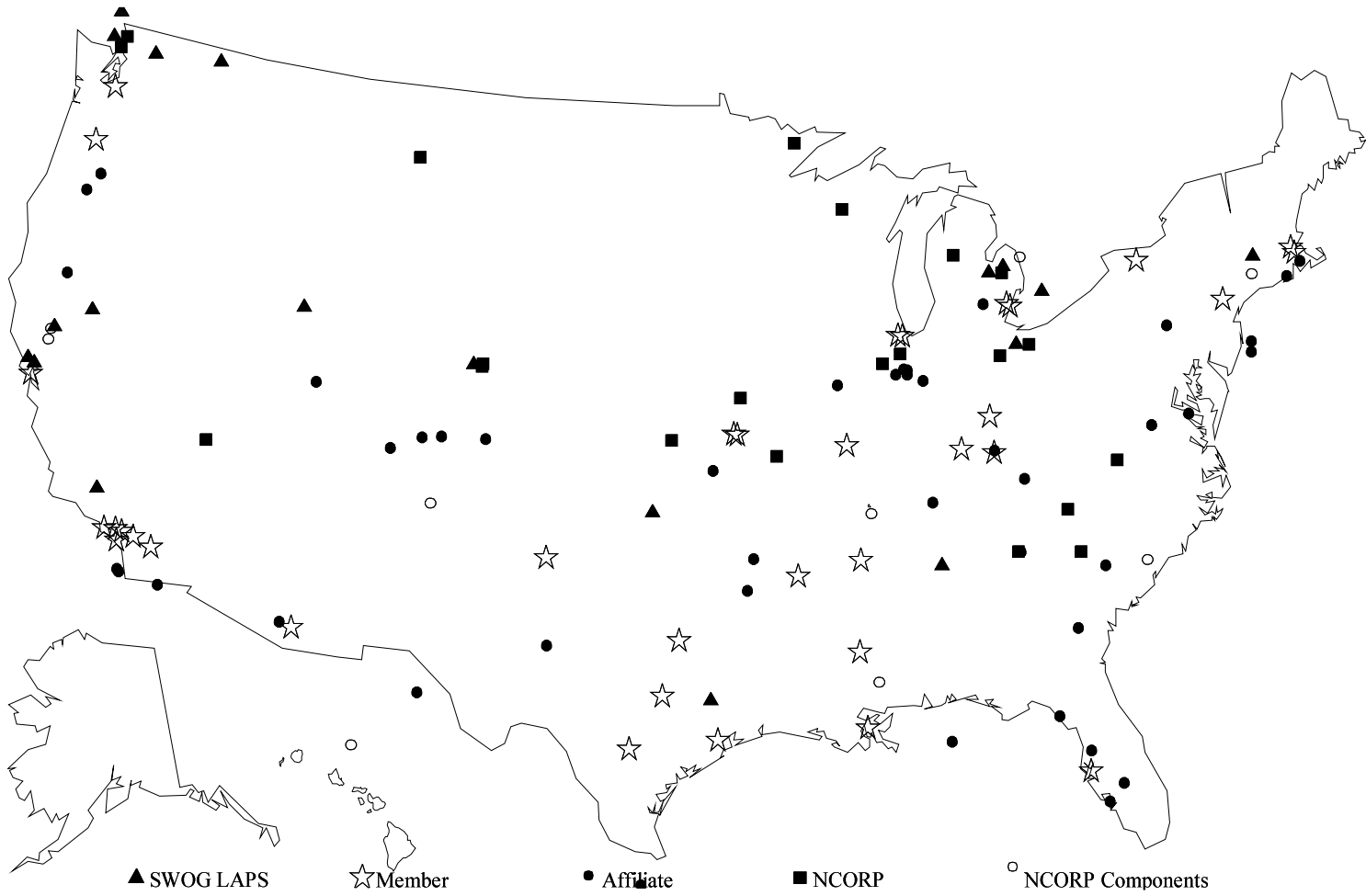
*Study Type of "Other" includes those primarily under the NCORP Research Base.

Membership Credited Registrations (Excludes Screening Registrations)

January 2015 through December 2018 Registrations

	Jan 2015 Dec 2015		Jan 2016 Dec 2016		Jan 2017 Dec 2017		Jan 2018 Dec 2018	
AGE								
Median	60		61		60		60	
Upper Quartile	68		69		68		69	
Lower Quartile	51		52		50		50	
SEX								
Males	1935	40%	2517	44%	1901	35%	1388	31%
Females	2923	60%	3150	56%	3522	65%	3002	68%
Unknown	1	0%	0	0%	0	0%	34	1%
ETHNICITY								
Hispanic	535	11%	504	9%	389	7%	394	9%
Non-Hispanic	4108	85%	4639	82%	4573	84%	3900	88%
Unknown	216	4%	524	9%	461	9%	130	3%
RACE								
White	3841	79%	4326	76%	4173	77%	3557	80%
Black	440	9%	554	10%	456	8%	456	10%
Asian	257	5%	145	3%	160	3%	138	3%
Pacific Islander	10	0%	16	0%	25	0%	14	0%
Native	19	0%	21	0%	37	1%	16	0%
Multi-Racial	15	0%	15	0%	13	0%	18	0%
Unknown	277	6%	590	10%	559	10%	225	5%

SWOG Institutions



SWOG Patient Registrations

January 2018 through December 2018

