

ACCRUAL SUMMARY

CONTENTS

Membership Accrual for All Committees	
SWOG-Credited Accrual	4
Accrual to SWOG-Coordinated Studies	5
SWOG-Credited Registrations to All Studies and	
Non-SWOG Registrations to SWOG Studies	6
Patients Registered by Type of Institution and Funding Agency	6
Patient Registrations by Funding Source	7
Patients Registered to Any Network Trial	
By Study Type, Committee and Type of Institution	8
By Study Type, Type of Institution within Coordinating Group	9
Membership Accrual by Institution and Funding Source	10
Membership Accrual by Institution and Committee	13
Screen-Only Registrations by Committee	16
Patients Followed on SWOG-Coordinated Trials by Committee	16
Patient Characteristics by Type of Study	17
SWOG Institutions by Location	18
Patient Registrations by Location	19

The Accrual Summary includes patient registrations for SWOG coordinated trials as well as those credited to SWOG institutions for non-SWOG coordinated trials. Patients being screened for a study are counted only if they register for a subsequent clinical trial (screen failures are not counted in general accrual numbers).

For time periods prior to 2014, SWOG LAPS and NCORP institutional designations were the former U10 and CCOP institutions respectively. Institution affiliations reflect current roster designations, which may have changed over time.

In the following tables, trials are broken down by various factors including Funding Source and Study Type.

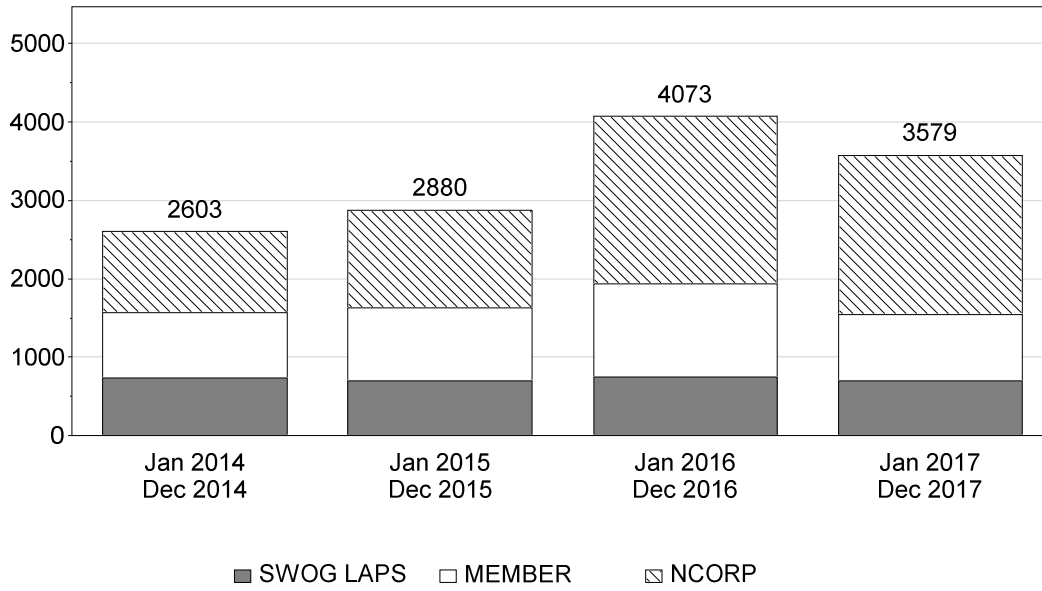
- Studies indicated as “Other Funding” are studies which are not sponsored by CTEP or DCP.
- Studies listed with Study Type of “Other” includes those primarily under the NCORP Research Base program.

Registrations to unsupported studies for which SWOG no longer has an active disease committee are grouped under “Non-SWOG Committees” (e.g. Brain, Sarcoma, Gynecology, and Head and Neck).

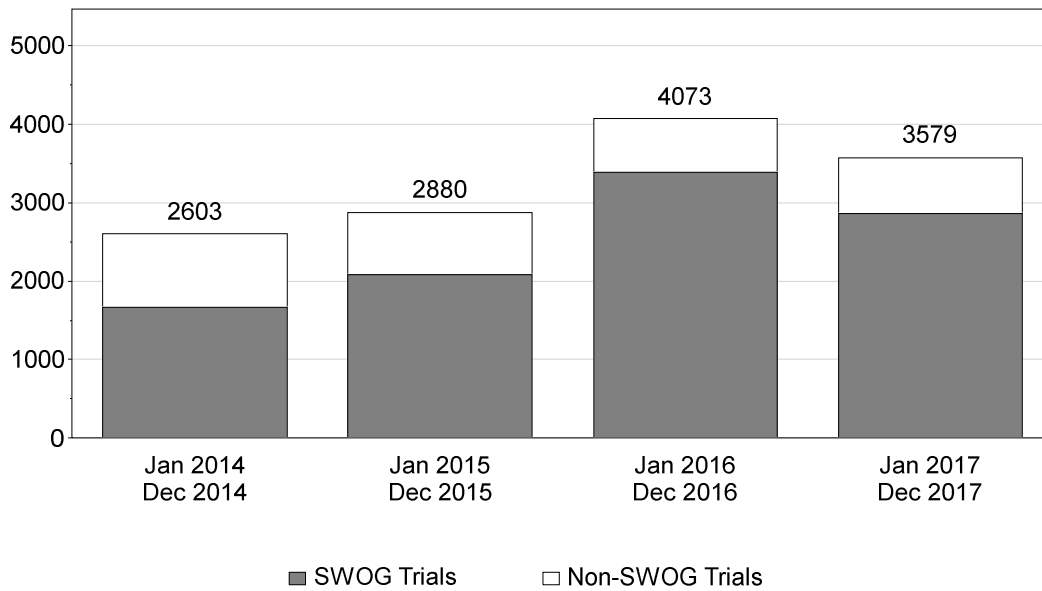
SWOG-Credited Accrual

To Any Network Trial

Type of Institution



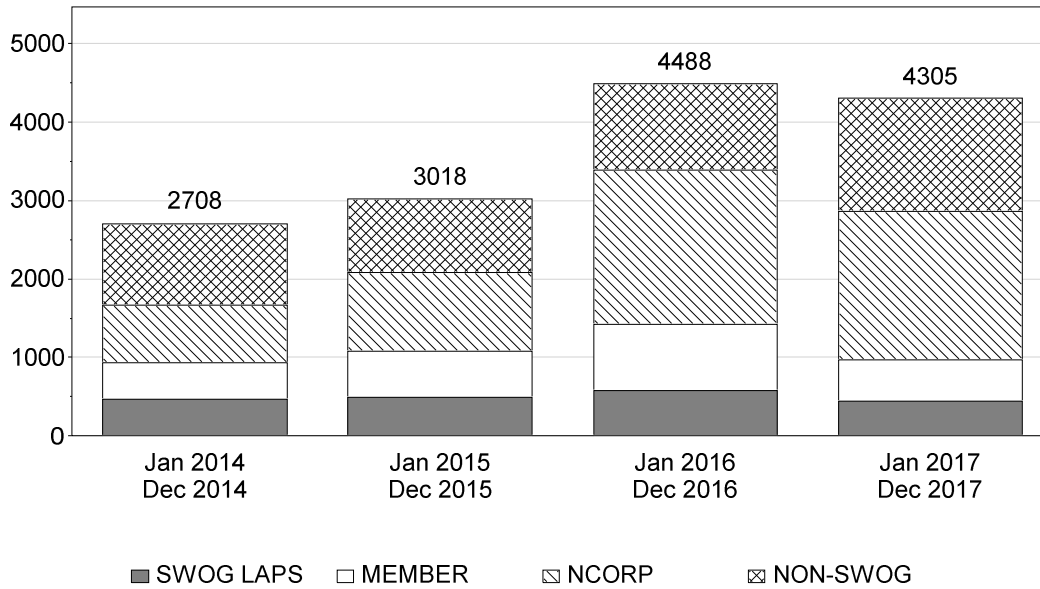
Coordinating Group



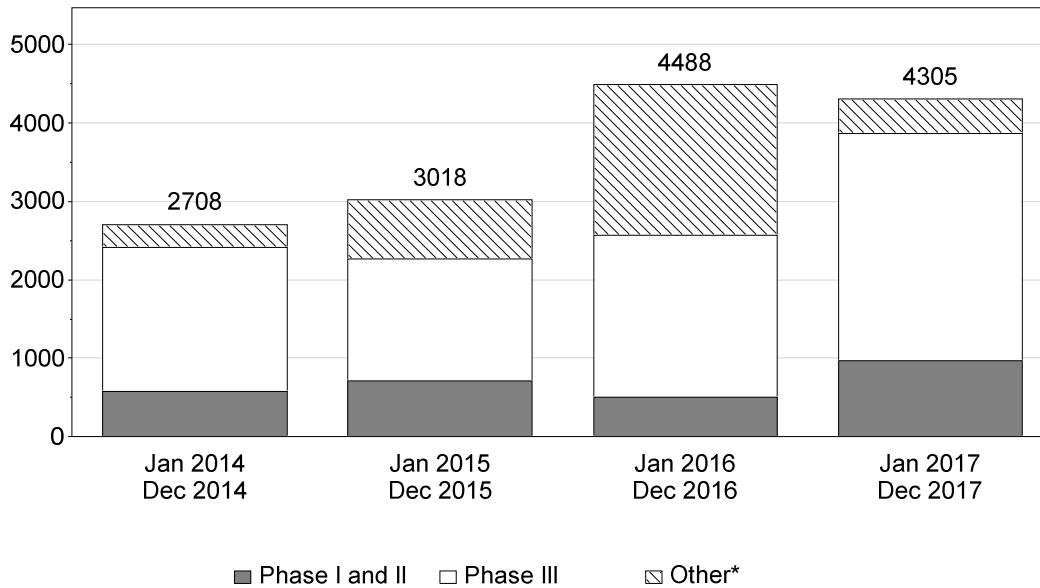
Accrual to SWOG-Coordinated Studies

By Any Network Group

Type of Institution



Type of Study

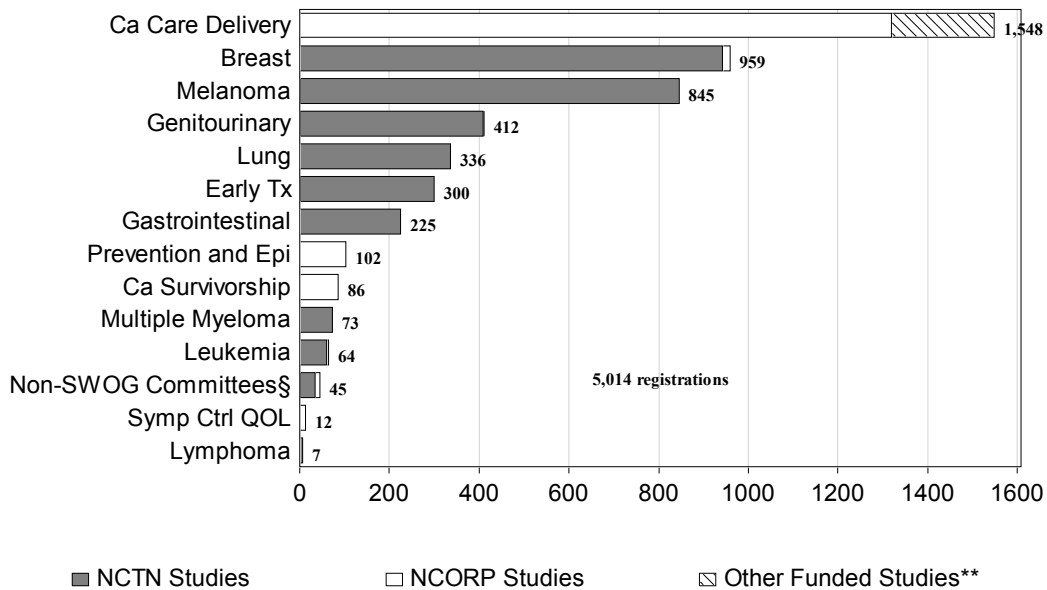


*Study Type of "Other" includes those primarily under the NCORP Research Base.

SWOG-Credited Registrations to All Studies and Non-SWOG Registrations to SWOG Studies

By Committee and Funding Type

January 2017 through December 2017



§ Registrations to unsupported studies for which SWOG no longer has an active disease committee are grouped under “Non-SWOG Committees” (e.g. Brain, Sarcoma, Gynecology, and Head and Neck).

Patients Registered by Type of Institution and Funding Agency

	SWOG Registrations to SWOG Studies			Non-SWOG Registrations to SWOG Studies			SWOG Registrations to Non-SWOG Studies		
	Jan15 Dec15	Jan16 Dec16	Jan17 Dec17	Jan15 Dec15	Jan16 Dec16	Jan17 Dec17	Jan15 Dec15	Jan16 Dec16	Jan17 Dec17
NCTN Studies	1146	1341	1513	875	1063	1113	734	637	607
NCORP Studies	219	204	1128	67	33	322	70	44	102
Other Funded Studies**	711	1847	229	0	0	0	0	0	0
	2076	3392	2870	942	1096	1435	804	681	709

** Other Funded Studies are studies which are non-CTEP, non-DCP.

Patients Registered to NCTN Funded Trials by Committee and Type of Institution

	SWOG LAPS			MEMBER			NCORP			NON-SWOG		
	Jan15	Jan16	Jan17	Jan15	Jan16	Jan17	Jan15	Jan16	Jan17	Jan15	Jan16	Jan17
	Dec15	Dec16	Dec17	Dec15	Dec16	Dec17	Dec15	Dec16	Dec17	Dec15	Dec16	Dec17
Breast	75	91	214	73	131	169	97	119	245	172	250	314
Early Tx	0	22	40	7	41	77	6	13	83	0	0	100
Gastrointestinal	120	56	55	126	59	44	76	57	60	36	45	66
Genitourinary	180	163	106	194	226	91	198	202	91	334	309	122
Leukemia	70	29	13	133	53	26	66	21	8	134	6	13
Lung	46	45	63	42	57	67	75	82	100	79	125	106
Lymphoma	13	3	1	26	25	5	38	9	1	19	5	0
Melanoma	20	108	116	24	129	152	26	126	185	34	311	392
Multiple Myeloma	30	18	35	41	37	26	36	23	12	67	12	0
Non-SWOG Committees§	10	11	13	21	19	15	11	3	7	0	0	0
	564	546	656	687	777	672	629	655	792	875	1063	1113

Patients Registered to NCORP Funded Trials by Committee and Type of Institution

	SWOG LAPS			MEMBER			NCORP			NON-SWOG		
	Jan15	Jan16	Jan17	Jan15	Jan16	Jan17	Jan15	Jan16	Jan17	Jan15	Jan16	Jan17
	Dec15	Dec16	Dec17	Dec15	Dec16	Dec17	Dec15	Dec16	Dec17	Dec15	Dec16	Dec17
Breast	5	4	8	3	2	0	27	12	9	0	0	0
Ca Care Delivery	0	0	0	1	2	6	0	79	1040	0	0	273
Ca Survivorship	2	5	3	6	15	38	3	3	13	3	19	32
Genitourinary	11	5	2	14	1	0	3	0	0	0	0	0
Leukemia	0	0	2	0	1	1	0	0	1	0	0	0
Prevention and Epi	6	7	11	8	9	52	10	26	22	9	14	17
Symp Ctrl QOL	14	6	0	28	7	3	148	63	9	55	0	0
Non-SWOG Committees§	0	0	0	0	0	7	0	1	3	0	0	0
	38	27	26	60	37	107	191	184	1097	67	33	322

§ Registrations to unsupported studies for which SWOG no longer has an active disease committee are grouped under “Non-SWOG Committees” (e.g. Brain, Sarcoma, Gynecology, and Head and Neck).

Patients Registered to Trials Funded by Other Grants by Committee and Type of Institution

	SWOG LAPS			MEMBER			NCORP		
	Jan15	Jan16	Jan17	Jan15	Jan16	Jan17	Jan15	Jan16	Jan17
	Dec15	Dec16	Dec17	Dec15	Dec16	Dec17	Dec15	Dec16	Dec17
Breast	1	0	0	2	0	0	4	0	0
Ca Care Delivery	93	173	14	188	373	68	423	1301	147
	94	173	14	190	373	68	427	1301	147

Patients Registered to Any Network Trial

	Jan 2013 Dec 2013	Jan 2014 Dec 2014	Jan 2015 Dec 2015	Jan 2016 Dec 2016	Jan 2017 Dec 2017	Total
Total	4,830	3,642	3,822	5,169	5,014	22,477
Study Type						
Phase I and II	834	673	875	582	1,065	4,029
Phase III	2,698	2,603	2,149	2,593	3,423	13,466
Other*	1,298	366	798	1,994	526	4,982
Committee						
Breast	302	404	459	609	959	2,733
Ca Care Delivery	583	262	705	1,928	1,548	5,026
Ca Survivorship	29	11	14	42	86	182
Early Tx	14	3	13	76	300	406
Gastrointestinal	355	370	358	217	225	1,525
Genitourinary	863	1,044	934	906	412	4,159
Leukemia	446	600	403	110	64	1,623
Lung	423	219	242	309	336	1,529
Lymphoma	121	79	96	42	7	345
Melanoma	187	145	104	674	845	1,955
Multiple Myeloma	25	121	174	90	73	483
Prevention and Epi	128	98	33	56	102	417
Symp Ctrl QOL	1,325	247	245	76	12	1,905
Non-SWOG Committees§	29	39	42	34	45	189
Institution Type						
SWOG						
SWOG LAPS	722	732	696	746	696	3,592
Member	1,128	831	937	1,187	847	4,930
NCORP	1,952	1,040	1,247	2,140	2,036	8,415
Total SWOG	3,802	2,603	2,880	4,073	3,579	16,937
Non-SWOG						
ALLIANCE	555	461	392	351	458	2,217
BMT-CTN	1	0	0	0	0	1
CCTG	21	43	23	43	95	225
ECOG-ACRIN	420	427	357	437	462	2,103
NRG	31	108	170	265	420	994
Total Non-SWOG	1,028	1,039	942	1,096	1,435	5,540

*Study Type of "Other" includes those primarily under the NCORP Research Base.

§ Registrations to unsupported studies for which SWOG no longer has an active disease committee are grouped under "Non-SWOG Committees" (e.g. Brain, Sarcoma, Gynecology, and Head and Neck).

Patients Registered to Any Network Trial

	Jan 2013 Dec 2013	Jan 2014 Dec 2014	Jan 2015 Dec 2015	Jan 2016 Dec 2016	Jan 2017 Dec 2017	Total
	4,830	3,642	3,822	5,169	5,014	22,477
SWOG Coordinated	3,831	2,708	3,018	4,488	4,305	18,350
Study Type						
Phase I and II	789	571	708	501	969	3,538
Phase III	1,781	1,844	1,553	2,064	2,899	10,141
Other*	1,261	293	757	1,923	437	4,671
Institution Type						
SWOG LAPS	497	472	486	571	447	2,473
Member	700	464	590	851	525	3,130
NCORP	1,606	733	1,000	1,970	1,898	7,207
Non-SWOG	1,028	1,039	942	1,096	1,435	5,540
Funding Source						
NCTN Studies	1,784	2,082	2,021	2,404	2,626	10,917
NCORP Studies	825	336	286	237	1,450	3,134
Other Funded Studies**	1,222	290	711	1,847	229	4,299
Non-SWOG Coordinated	999	934	804	681	709	4,127
Study Type						
Phase I and II	45	102	167	81	96	491
Phase III	917	759	596	529	524	3,325
Other*	37	73	41	71	89	311
Institution Type						
SWOG LAPS	225	260	210	175	249	1,119
Member	428	367	347	336	322	1,800
NCORP	346	307	247	170	138	1,208

* Study Type of "Other" includes those primarily under the NCORP Research Base.

** Other Funded Studies are studies which are non-CTEP, non-DCP.

Accrual by Institution and Funding Agency

Membership Credited Registrations* (Excludes screening registrations)

January 1, 2017 – December 31, 2017

	CTEP Funded	DCP Funded	Other Funding**	Non-SWOG Coordinated	Total
SWOG LAPS					
Birmingham, U of AL (17812)	1	-	-	3	4
Cleveland Clinic OH (301)	33	-	-	24	57
Colorado, U of (10120)	34	2	-	42	78
Mem Hosp, Co Springs (10436)	-	-	-	3	3
Poudre Valley Hosp (11190)	-	-	-	3	3
Shaw Reg Cancer Ctr (12437)	-	-	-	1	1
Davis, U of CA (10176)	37	-	-	26	63
Gene Upshaw Mem TFCC (13091)	4	-	-	-	4
Fred Hutchinson CRC (11153)	20	-	-	17	37
MD Anderson CC (11439)	58	-	14	-	72
Banner MD Anderson (17761)	5	1	-	-	6
Michigan, U of (4700)	38	1	-	14	53
MidMichigan Med Ctr (11812)	1	-	-	1	2
Ohio State Univ (17368)	24	-	-	1	25
Oklahoma, Univ of (17955)	21	2	-	-	23
So Calif, U of (10138)	19	2	-	5	26
Stanford University (12661)	-	-	-	1	1
Utah, U of (2501)	52	-	-	4	56
Wayne State Univ (2701)	17	-	-	9	26
Yale University (17377)	52	6	-	91	149
Bridgeport Hospital (17391)	2	-	-	-	2
Florida, Univ of (18727)	-	-	-	1	1
Greenwich Hospital (17379)	1	-	-	1	2
NYU Winthrop Hosp (20800)	-	-	-	2	2
SWOG LAPS Total	419	14	14	249	696
MEMBERS					
Arizona MC, U of (3009)	12	3	-	11	26
Arkansas, U of (101)	9	-	-	3	12
Highlands Onc Group (10885)	7	-	-	-	7
Sacred Heart Hosp (10549)	3	-	-	1	4
UF Cancer Center (10955)	3	-	-	1	4
Baylor College (11988)	7	1	-	5	13
Baylor Univ Med Ctr (14205)	3	-	-	2	5
Boston Medical Ctr (10635)	3	-	3	-	6
Brooke Army Med Ctr (10330)	0	-	-	2	2
S Georgia Med Ctr (10807)	2	-	-	3	5
Cedars-Sinai Med Ctr (14111)	5	-	-	3	8
Cincinnati MC, U of (10509)	4	-	-	4	8
City of Hope Med Ctr (10082)	33	-	-	9	42
Cookeville Reg MC (13433)	3	-	-	8	11
Desert Hospital (11205)	0	-	7	5	12
H Lee Moffitt CC (11898)	30	1	-	4	35
The Watson Clinic (11935)	-	-	-	4	4
Harrington CC (11446)	1	-	20	3	24
Henry Ford Hospital (501)	7	-	-	17	24
Irvine, U of CA (10498)	9	5	-	22	36
PIH Health Hosp (11524)	2	-	-	2	4
St Jude Medical Ctr (11553)	-	-	-	3	3
Kansas, U of (3004)	66	11	-	25	102
Cotton O'Neil CC (10496)	1	-	-	7	8
Kentucky, U of (10012)	2	-	-	5	7
Lahey Hosp & Med Ctr (16037)	2	-	-	46	48
Loma Linda Univ (10682)	9	-	-	7	16
Los Angeles, U of CA (10503)	14	-	-	1	15
Loyola University (10080)	12	-	-	3	15

	CTEP Funded	DCP Funded	Other Funding**	Non-SWOG Coordinated	Total
Hem-Onc Consultants (10616)	1	-	-	-	1
Quad Cities/Genesis (10424)	4	-	-	2	6
Weiss Memorial Hosp (18055)	-	-	11	-	11
MAVERIC (23984)	5	1	-	-	6
Madigan Army Med Ctr (11460)	1	-	-	-	1
Methodist Hospital (15225)	0	-	-	4	4
Mississippi, Univ of (3012)	4	-	-	1	5
Mt Sinai Med Ctr (13112)	9	-	-	-	9
Northwestern Univ (21514)	27	-	-	1	28
Orange Reg Med Ctr (21395)	3	-	-	1	4
Oregon Hlth Sci Univ (4100)	12	-	-	2	14
Good Samaritan Hosp (14039)	12	-	-	-	12
Mid-Columbia Med Ctr (15175)	-	-	-	1	1
Salem Hospital (8167)	2	-	-	-	2
Providence Hosp (3500)	4	-	-	28	32
Rochester, Univ of (11400)	24	-	-	15	39
Arnot Ogden Med Ctr (13424)	-	-	-	9	9
San Antonio, U of TX (2400)	12	1	9	11	33
TTUHSC-Lubbock (8215)	1	-	-	2	3
TX Oncology-Central (15251)	4	-	-	-	4
San Diego, U of CA (18822)	18	-	-	4	22
Eisenhower Med Ctr (11315)	1	-	-	1	2
Sutter Cancer RC (10714)	7	-	-	10	17
Sutter Medical Ctr (10712)	-	-	-	2	2
Tennessee, U of (11441)	10	22	-	9	41
Tulane University (1801)	2	-	-	-	2
VAMC Kansas City (11138)	0	-	18	13	31
MEMBERS Total	412	45	68	322	847
NCORP					
Baptist MU-NCORP (18730)	13	33	-	10	56
Bay Area NCORP (10706)	2	11	4	-	17
Beaumont NCORP (11434)	5	1	-	8	14
CORA NCORP (23777)	20	20	-	-	40
CRC West MI NCORP (9007)	21	15	-	-	36
Carle CC NCORP (24410)	11	31	-	-	42
Columbia MU-NCORP (18743)	7	63	13	-	83
Columbus NCORP (9005)	20	19	-	-	39
Dayton NCORP (9006)	15	9	-	7	31
Essentia Hlth NCORP (24502)	6	28	-	-	34
GRU MU-NCORP (26544)	-	1	-	-	1
Georgia NCORP (25442)	18	16	-	1	35
Greenville NCORP (10879)	12	49	41	-	102
Gulf South MU-NCORP (10816)	27	32	48	-	107
Hawaii MU-NCORP (10781)	12	29	13	14	68
Heartland NCORP (10211)	76	169	-	1	246
Kaiser Perm NCORP (13655)	112	26	25	82	245
Kansas City NCORP (9010)	7	-	-	-	7
MUSC MU-NCORP (11421)	14	-	-	-	14
Michigan CRC NCORP (11110)	58	50	-	-	108
Montana NCORP (10891)	15	35	3	-	53
Nevada CRF NCORP (13500)	15	2	-	-	17
New Mexico MU-NCORP (11331)	44	62	-	1	107
Northwest NCORP (9016)	13	32	-	4	49
Ozarks NCORP (10210)	12	69	-	1	82
PCRC NCORP (3007)	34	106	-	2	142
Southeast COR NCORP (11108)	48	78	-	7	133
Wichita NCORP (9017)	31	59	-	-	90
Wisconsin NCORP (26010)	14	24	-	-	38
NCORP Total	682	1069	147	138	2,036
NON-SWOG					
ALLIANCE	302	156	-	-	458
CCTG	95	-	-	-	95

	CTEP Funded	DCP Funded	Other Funding**	Non-SWOG Coordinated	Total
ECOG-ACRIN	378	84	-	-	462
NRG	338	82	-	-	420
NON-SWOG Total	1113	322	-	-	1,435
Grand Total	2626	1450	229	709	5,014

* Registrations used for membership.

** Other Funded Studies are studies which are non-CTEP, non-DCP.

Accrual by Institution and Committee

Membership Credited Registrations (Excludes screening registrations)

January 1, 2017 – December 31, 2017

	Breast	Ca Care Delivery	Ca Survivorship	Early Tx	Gastrointestinal	Genitourinary	Leukemia	Lung	Lymphoma	Melanoma	Multiple Myeloma	Prevention and Epi	Symp Ctrl QOL	Non-SWOG Committees§	Total
SWOG LAPS															
Birmingham, U of AL (17812)	-	-	-	-	-	-	4	-	-	-	-	-	-	-	4
Cleveland Clinic OH (301)	19	-	-	-	3	7	5	6	-	17	-	-	-	-	57
Colorado, U of (10120)	39	-	-	3	2	13	-	2	1	11	-	2	-	5	78
Mem Hosp, Co Springs (10436)	2	-	-	1	-	-	-	-	-	-	-	-	-	-	3
Poudre Valley Hosp (11190)	2	-	-	-	1	-	-	-	-	-	-	-	-	-	3
Shaw Reg Cancer Ctr (12437)	1	-	-	-	-	-	-	-	-	-	-	-	-	-	1
Davis, U of CA (10176)	18	-	-	11	-	11	-	12	-	2	9	-	-	-	63
Gene Upshaw Mem TFCC (13091)	3	-	-	-	-	-	-	-	-	1	-	-	-	-	4
Fred Hutchinson CRC (11153)	16	-	-	4	12	1	-	3	-	-	-	-	-	1	37
MD Anderson CC (11439)	25	14	-	1	-	5	-	1	-	26	-	-	-	-	72
Banner MD Anderson (17761)	5	-	-	-	-	-	-	-	-	-	-	1	-	-	6
Michigan, U of (4700)	9	-	1	14	9	9	1	2	-	5	3	-	-	-	53
MidMichigan Med Ctr (11812)	1	-	-	-	1	-	-	-	-	-	-	-	-	-	2
Ohio State Univ (17368)	-	-	-	-	-	-	-	-	-	25	-	-	-	-	25
Oklahoma, Univ of (17955)	1	-	2	-	1	15	-	4	-	-	-	-	-	-	23
So Calif, U of (10138)	7	-	-	-	1	13	-	1	-	1	-	2	-	1	26
Stanford University (12661)	-	-	-	-	-	-	1	-	-	-	-	-	-	-	1
Utah, U of (2501)	3	-	-	-	8	30	-	2	-	13	-	-	-	-	56
Wayne State Univ (2701)	10	-	-	1	2	2	-	3	-	5	3	-	-	-	26
Yale University (17377)	57	-	-	5	13	1	4	27	-	10	20	6	-	6	149
Bridgeport Hospital (17391)	-	-	-	-	2	-	-	-	-	-	-	-	-	-	2
Florida, Univ of (18727)	1	-	-	-	-	-	-	-	-	-	-	-	-	-	1
Greenwich Hospital (17379)	1	-	-	-	-	1	-	-	-	-	-	-	-	-	2
NYU Winthrop Hosp (20800)	2	-	-	-	-	-	-	-	-	-	-	-	-	-	2
SWOG LAPS Total	222	14	3	40	55	108	15	63	1	116	35	11	-	13	696
MEMBERS															
Arizona MC, U of (3009)	8	-	3	2	1	4	1	-	-	7	-	-	-	-	26
Arkansas, U of (101)	1	-	-	1	-	1	1	-	-	8	-	-	-	-	12
Highlands Onc Group (10885)	5	-	-	-	-	-	-	-	-	2	-	-	-	-	7
Sacred Heart Hosp (10549)	3	-	-	-	-	-	-	-	-	-	-	-	-	1	4
UF Cancer Center (10955)	1	-	-	-	-	-	1	-	-	2	-	-	-	-	4
Baylor College (11988)	-	-	1	-	2	7	-	-	1	-	2	-	-	-	13
Baylor Univ Med Ctr (14205)	2	-	-	-	-	-	-	-	-	3	-	-	-	-	5
Boston Medical Ctr (10635)	2	3	-	-	-	-	-	1	-	-	-	-	-	-	6
Brooke Army Med Ctr (10330)	-	2	-	-	-	-	-	-	-	-	-	-	-	-	2
S Georgia Med Ctr (10807)	5	-	-	-	-	-	-	-	-	-	-	-	-	-	5
Cedars-Sinai Med Ctr (14111)	2	-	-	3	-	-	-	-	-	3	-	-	-	-	8
Cincinnati MC, U of (10509)	3	-	-	-	2	-	-	3	-	-	-	-	-	-	8
City of Hope Med Ctr (10082)	6	-	-	3	2	15	7	2	1	5	-	1	-	-	42
Cookeville Reg MC (13433)	6	-	-	-	-	-	-	3	-	-	2	-	-	-	11
Desert Hospital (11205)	1	7	-	-	-	4	-	-	-	-	-	-	-	-	12
H Lee Moffitt CC (11898)	-	-	1	3	-	-	-	4	-	27	-	-	-	-	35
The Watson Clinic (11935)	3	-	-	-	-	1	-	-	-	-	-	-	-	-	4
Harrington CC (11446)	4	20	-	-	-	-	-	-	-	-	-	-	-	-	24
Henry Ford Hospital (501)	3	-	-	9	-	-	3	2	-	-	6	-	-	1	24
Irvine, U of CA (10498)	4	-	-	8	8	-	7	-	-	1	1	5	-	2	36

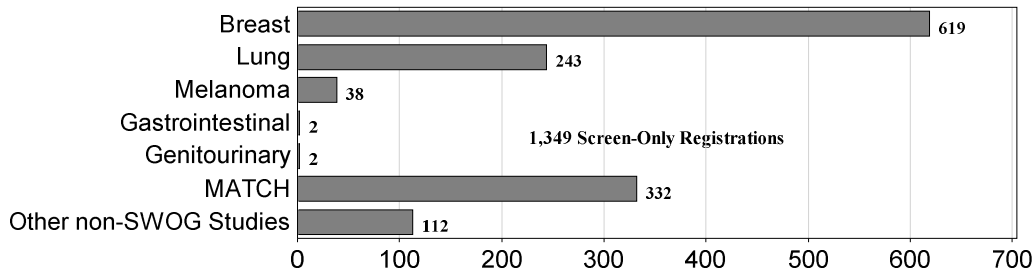
	Breast	Ca Care Delivery	Ca Survivorship	Early Tx	Gastrointestinal	Genitourinary	Leukemia	Lung	Lymphoma	Melanoma	Multiple Myeloma	Prevention and Epi	Symp Ctrl QOL	Non-SWOG Committees§	Total
PIH Health Hosp (11524)	2	-	-	-	-	-	-	2	-	-	-	-	-	-	4
St Jude Medical Ctr (11553)	1	-	-	1	-	-	-	1	-	-	-	-	-	-	3
Kansas, U of (3004)	29	-	11	15	4	6	3	10	1	22	1	-	-	-	102
Cotton O'Neil CC (10496)	2	-	-	-	-	4	-	1	-	-	-	-	1	-	8
Kentucky, U of (10012)	-	-	-	4	-	3	-	-	-	-	-	-	-	-	7
Lahey Hosp & Med Ctr (16037)	-	-	-	-	1	-	-	3	-	-	-	44	-	-	48
Loma Linda Univ (10682)	8	-	-	1	-	2	-	3	-	-	-	-	2	-	16
Los Angeles, U of CA (10503)	-	-	-	-	-	-	-	-	-	15	-	-	-	-	15
Loyola University (10080)	3	-	-	1	-	2	-	3	-	3	3	-	-	-	15
Hem-Onc Consultants (10616)	1	-	-	-	-	-	-	-	-	-	-	-	-	-	1
Quad Cities/Genesis (10424)	6	-	-	-	-	-	-	-	-	-	-	-	-	-	6
Weiss Memorial Hosp (18055)	-	11	-	-	-	-	-	-	-	-	-	-	-	-	11
MAVERIC (23984)	-	-	-	2	-	-	-	3	-	-	-	1	-	-	6
Madigan Army Med Ctr (11460)	-	-	-	-	-	1	-	-	-	-	-	-	-	-	1
Methodist Hospital (15225)	-	-	-	-	3	-	-	1	-	-	-	-	-	-	4
Mississippi, Univ of (3012)	-	-	-	3	-	-	-	1	-	-	-	-	-	1	5
Mt Sinai Med Ctr (13112)	-	-	-	-	-	-	-	-	-	9	-	-	-	-	9
Northwestern Univ (21514)	4	-	-	3	-	7	-	3	-	10	-	-	-	1	28
Orange Reg Med Ctr (21395)	3	-	-	-	1	-	-	-	-	-	-	-	-	-	4
Oregon Hlth Sci Univ (4100)	-	-	-	-	-	4	1	1	-	8	-	-	-	-	14
Good Samaritan Hosp (14039)	12	-	-	-	-	-	-	-	-	-	-	-	-	-	12
Mid-Columbia Med Ctr (15175)	1	-	-	-	-	-	-	-	-	-	-	-	-	-	1
Salem Hospital (8167)	1	-	-	-	-	-	-	1	-	-	-	-	-	-	2
Providence Hosp (3500)	13	4	-	1	-	-	-	1	-	6	-	-	-	7	32
Rochester, Univ of (11400)	2	-	-	-	18	2	1	4	2	7	-	-	-	3	39
Arnot Ogden Med Ctr (13424)	-	-	-	-	-	6	-	3	-	-	-	-	-	-	9
San Antonio, U of TX (2400)	1	9	-	9	-	7	-	2	-	-	4	1	-	-	33
TTUHSC-Lubbock (8215)	3	-	-	-	-	-	-	-	-	-	-	-	-	-	3
TX Oncology-Central (15251)	-	-	-	-	-	-	-	-	-	4	-	-	-	-	4
San Diego, U of CA (18822)	-	-	-	5	1	2	2	7	-	3	-	-	-	2	22
Eisenhower Med Ctr (11315)	1	-	-	-	-	1	-	-	-	-	-	-	-	-	2
Sutter Cancer RC (10714)	4	-	-	3	1	-	-	2	-	4	-	-	-	3	17
Sutter Medical Ctr (10712)	-	-	-	-	-	-	-	-	-	1	-	-	-	1	2
Tennessee, U of (11441)	11	-	22	-	-	-	-	-	-	8	-	-	-	-	41
Tulane University (1801)	2	-	-	-	-	-	-	-	-	-	-	-	-	-	2
VAMC Kansas City (11138)	-	18	-	-	-	12	-	-	-	-	1	-	-	-	31
MEMBERS Total	169	74	38	77	44	91	27	67	5	152	26	52	3	22	847
NCORP															
Baptist MU-NCORP (18730)	9	34	-	2	1	1	-	8	-	-	-	-	-	1	56
Bay Area NCORP (10706)	2	15	-	-	-	-	-	-	-	-	-	-	-	-	17
Beaumont NCORP (11434)	10	1	-	-	2	1	-	-	-	-	-	-	-	-	14
CORA NCORP (23777)	9	20	-	3	2	-	-	1	-	5	-	-	-	-	40
CRC West MI NCORP (9007)	13	11	-	-	1	1	-	1	-	5	-	-	4	-	36
Carle CC NCORP (24410)	5	31	-	2	1	-	-	3	-	-	-	-	-	-	42
Columbia MU-NCORP (18743)	3	74	-	-	2	-	-	-	-	2	-	-	2	-	83
Columbus NCORP (9005)	11	17	-	2	1	-	-	3	-	3	-	2	-	-	39
Dayton NCORP (9006)	7	8	-	1	6	2	1	2	-	2	-	1	-	1	31
Essentia Hlth NCORP (24502)	2	27	1	2	-	-	-	1	-	1	-	-	-	-	34
GRU MU-NCORP (26544)	-	1	-	-	-	-	-	-	-	-	-	-	-	-	1
Georgia NCORP (25442)	3	16	-	2	-	-	-	2	-	12	-	-	-	-	35
Greenville NCORP (10879)	3	90	-	-	1	2	1	5	-	-	-	-	-	-	102
Gulf South MU-NCORP (10816)	5	80	-	1	1	15	-	1	-	4	-	-	-	-	107
Hawaii MU-NCORP (10781)	8	40	7	-	-	-	-	6	-	4	-	2	-	1	68
Heartland NCORP (10211)	15	166	3	10	7	12	-	15	-	18	-	-	-	-	246
Kaiser Perm NCORP (13655)	54	48	2	11	11	8	1	18	1	68	9	7	-	7	245
Kansas City NCORP (9010)	3	-	-	-	2	1	-	-	-	1	-	-	-	-	7

	Breast	Ca Care Delivery	Ca Survivorship	Early Tx	Gastrointestinal	Genitourinary	Leukemia	Lung	Lymphoma	Melanoma	Multiple Myeloma	Prevention and Epi	Symp Ctrl QOL	Non-SWOG Committees§	Total
MUSC MU-NCORP (11421)	7	-	-	-	4	1	-	2	-	-	-	-	-	-	14
Michigan CRC NCORP (11110)	16	48	-	10	3	9	-	13	-	7	-	2	-	-	108
Montana NCORP (10891)	5	38	-	4	1	-	-	3	-	2	-	-	-	-	53
Nevada CRF NCORP (13500)	-	1	-	5	-	8	-	-	-	2	-	1	-	-	17
New Mexico MU-NCORP (11331)	16	62	-	10	7	7	-	1	-	4	-	-	-	-	107
Northwest NCORP (9016)	4	30	-	2	-	-	4	-	-	7	-	2	-	-	49
Ozarks NCORP (10210)	6	69	-	1	-	2	-	2	-	2	-	-	-	-	82
PCRC NCORP (3007)	6	104	-	7	2	8	-	-	-	12	-	-	3	-	142
Southeast COR NCORP (11108)	19	78	-	8	4	5	-	8	-	8	3	-	-	-	133
Wichita NCORP (9017)	11	54	-	-	-	5	2	4	-	9	-	5	-	-	90
Wisconsin NCORP (26010)	2	24	-	-	1	3	-	1	-	7	-	-	-	-	38
NCORP Total	254	1187	13	83	60	91	9	100	1	185	12	22	9	10	2,036
NON-SWOG															
ALLIANCE	83	141	10	36	20	43	9	44	-	67	-	5	-	-	458
CCTG	-	-	-	-	-	6	-	2	-	87	-	-	-	-	95
ECOG-ACRIN	77	80	-	21	24	49	4	34	-	169	-	4	-	-	462
NRG	154	52	22	43	22	24	-	26	-	69	-	8	-	-	420
NON-SWOG Total	314	273	32	100	66	122	13	106	-	392	-	17	-	-	1,435
Grand Total	959	1548	86	300	225	412	64	336	7	845	73	102	12	45	5,014

§ Registrations to unsupported studies for which SWOG no longer has an active disease committee are grouped under “Non-SWOG Committees” (e.g. Brain, Sarcoma, Gynecology, and Head and Neck).

SWOG Screen-Only* Registrations to All Studies and Non-SWOG Screen-Only* Registrations to SWOG Studies

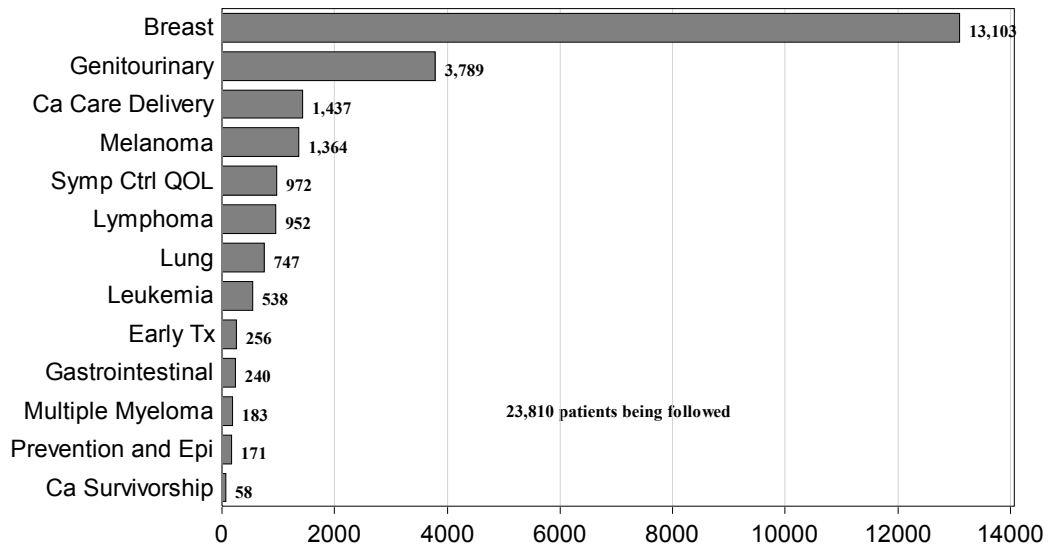
January 2017 through December 2017



* Registrations onto screening steps without subsequent randomizations onto a treatment trial (e.g. screen failures).

Number of Patients Being Followed on SWOG-Coordinated Trials by Committee

Data as of February 7, 2018



Patient Characteristics

Membership Credited Registrations (Excludes screening registrations) January 2017 through December 2017 Registrations

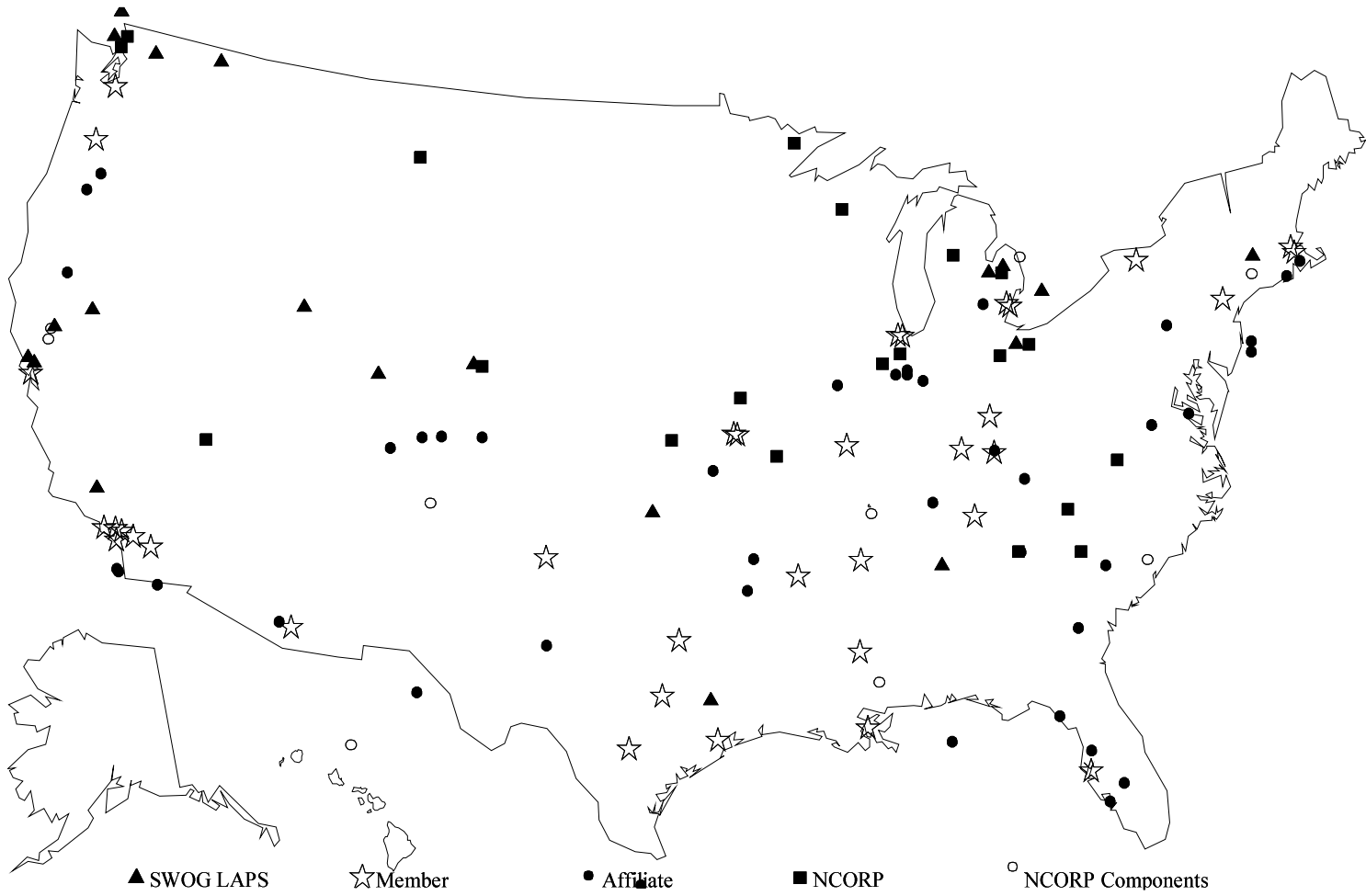
	Phase I and II		Phase III		Other*	
AGE						
Median	63		58		61	
Upper Quartile	70		67		69	
Lower Quartile	55		49		52	
SEX						
Males	478	45%	1188	35%	238	45%
Females	587	55%	2235	65%	288	55%
ETHNICITY						
Hispanic	73	7%	271	8%	45	9%
Non-Hispanic	969	91%	3075	90%	471	90%
Unknown	23	2%	77	2%	10	2%
RACE						
White	894	84%	2842	83%	375	71%
Black	92	9%	271	8%	93	18%
Asian	29	3%	108	3%	23	4%
Pacific Islander	5	0%	17	0%	3	1%
Native	8	1%	25	1%	4	1%
Multi-Racial	1	0%	10	0%	2	0%
Unknown	36	3%	150	4%	26	5%

*Study Type of "Other" includes those primarily under the NCORP Research Base.

Membership Credited Registrations (Excludes screening registrations) January 2014 through December 2017 Registrations

	Jan 2014 Dec 2014		Jan 2015 Dec 2015		Jan 2016 Dec 2016		Jan 2017 Dec 2017	
AGE								
Median	60		60		61		60	
Upper Quartile	68		69		69		68	
Lower Quartile	51		52		52		50	
SEX								
Males	1943	53%	1935	51%	2517	49%	1904	38%
Females	1683	46%	1886	49%	2652	51%	3110	62%
Unknown	16	0%	1	0%	0	0%	0	0%
ETHNICITY								
Unknown	113	3%	101	3%	98	2%	110	2%
Hispanic	325	9%	385	10%	504	10%	389	8%
Non-Hispanic	3204	88%	3336	87%	4567	88%	4515	90%
RACE								
White	2994	82%	3110	81%	4257	82%	4111	82%
Black	322	9%	395	10%	553	11%	456	9%
Asian	132	4%	162	4%	144	3%	160	3%
Pacific Islander	10	0%	8	0%	16	0%	25	0%
Native	12	0%	13	0%	21	0%	37	1%
Multi-Racial	14	0%	11	0%	15	0%	13	0%
Unknown	158	4%	123	3%	163	3%	212	4%

SWOG Institutions



SWOG Patient Registrations

January 2017 through December 2017

