

ACCRUAL SUMMARY

CONTENTS

Membership Accrual for All Committees	
SWOG-Credited Accrual	4
Accrual to SWOG-Coordinated Studies	5
SWOG-Credited Registrations to All Studies and	
Non-SWOG Registrations to SWOG Studies	6
Patients Registered by Type of Institution and Funding Agency	6
Patient Registrations by Funding Source	7
Patients Registered to Any Network Trial	
By Study Type, Committee and Type of Institution	8
By Study Type, Type of Institution within Coordinating Group	9
Membership Accrual By Institution and Funding Source	10
Membership Accrual By Institution and Committee	13
Screen-Only Registrations by Committee	16
Patients Followed on SWOG Coordinated Trials by Committee	16
Patient Characteristics by Type of Study	17
SWOG Institutions by Location	18
Patient Registrations by Location.....	19

The Accrual Summary includes patient registrations for SWOG coordinated trials as well as those credited to SWOG institutions for non-SWOG coordinated trials. Patients being screened for a study are counted only if they register for a subsequent clinical trial (screen failures are not counted in general accrual numbers).

For time periods prior to 2014, SWOG LAPS and NCORP institutional designations were the former U10 and CCOP institutions respectively. Institution affiliations reflect current roster designations, which may have changed over time.

In the following tables, trials are broken down by various factors including Funding Source and Study Type.

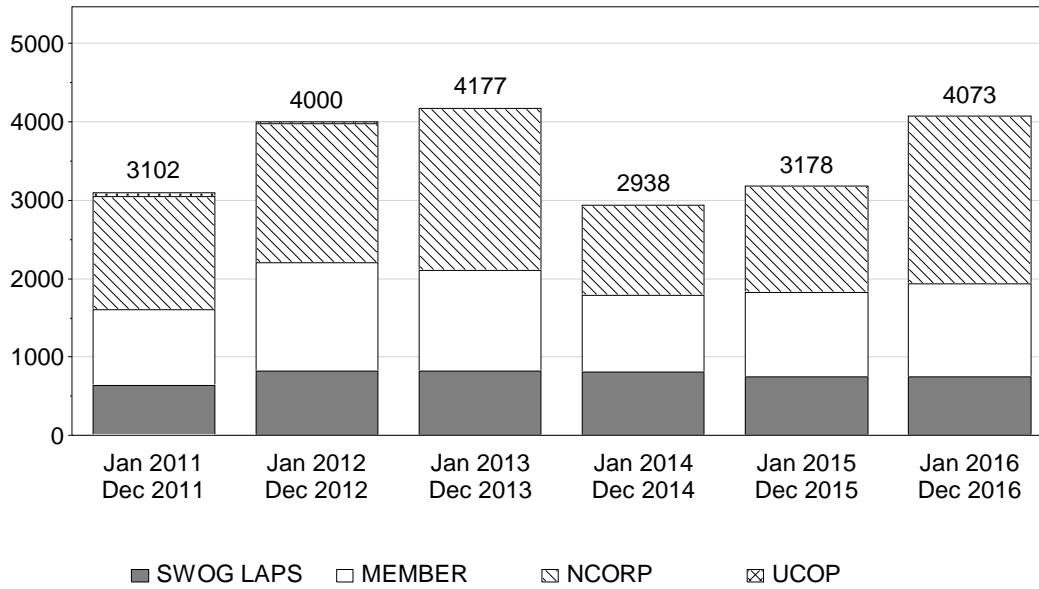
- Studies indicated as “Other Funding” are studies which are not sponsored by CTEP or NCORP.
- Studies listed with Study Type of “Other” include screening trials and those primarily under the NCORP Research Base program.

Registrations to unsupported studies for which SWOG no longer has an active disease committee are grouped under “Non-SWOG Committees” (e.g. Brain, Sarcoma, Gynecology and Head and Neck).

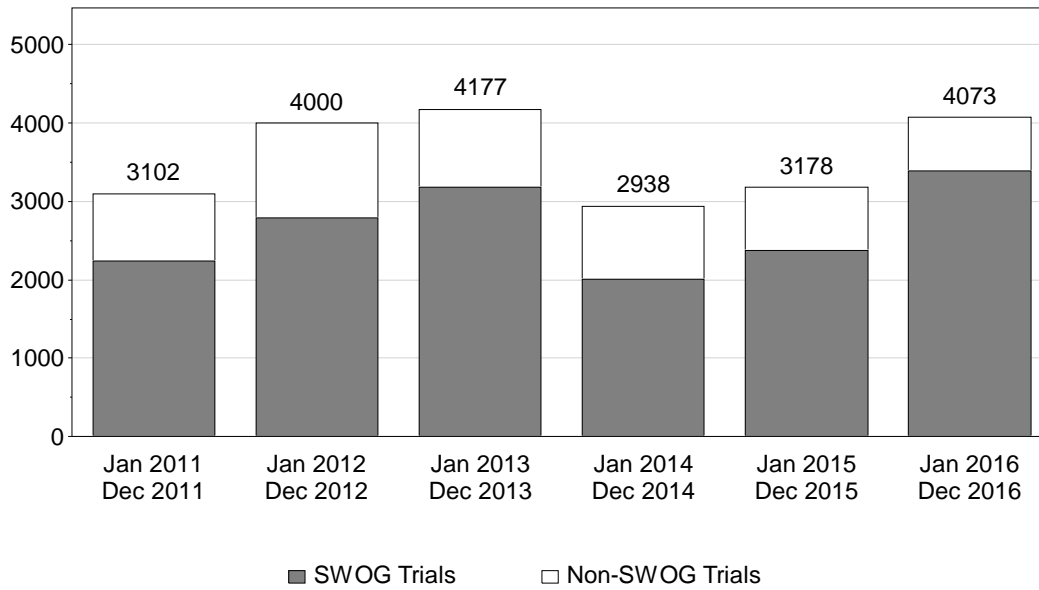
SWOG-Credited Accrual

To Any Network Trial

Type of Institution



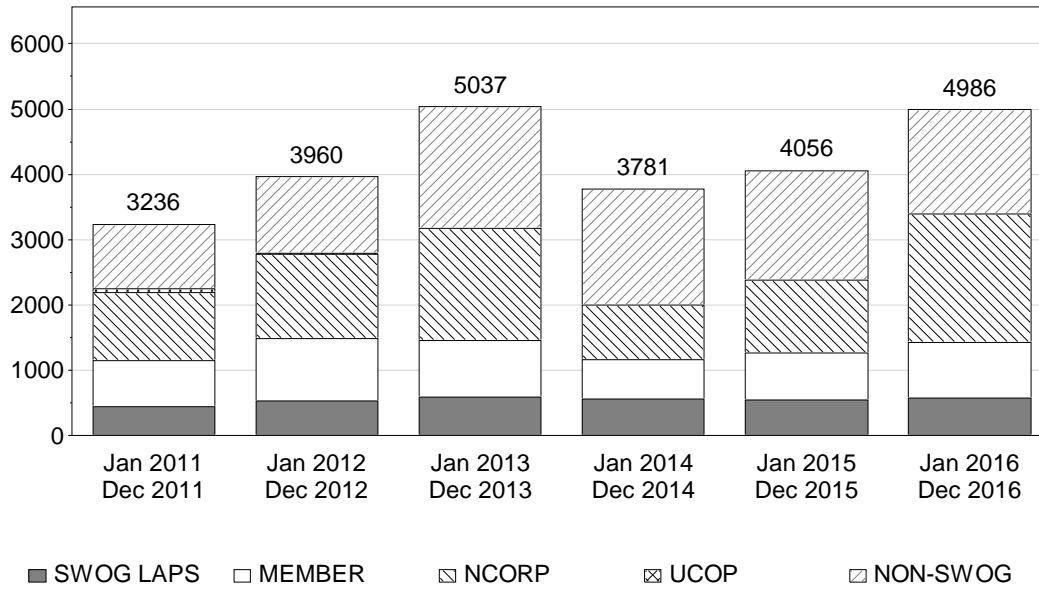
Coordinating Group



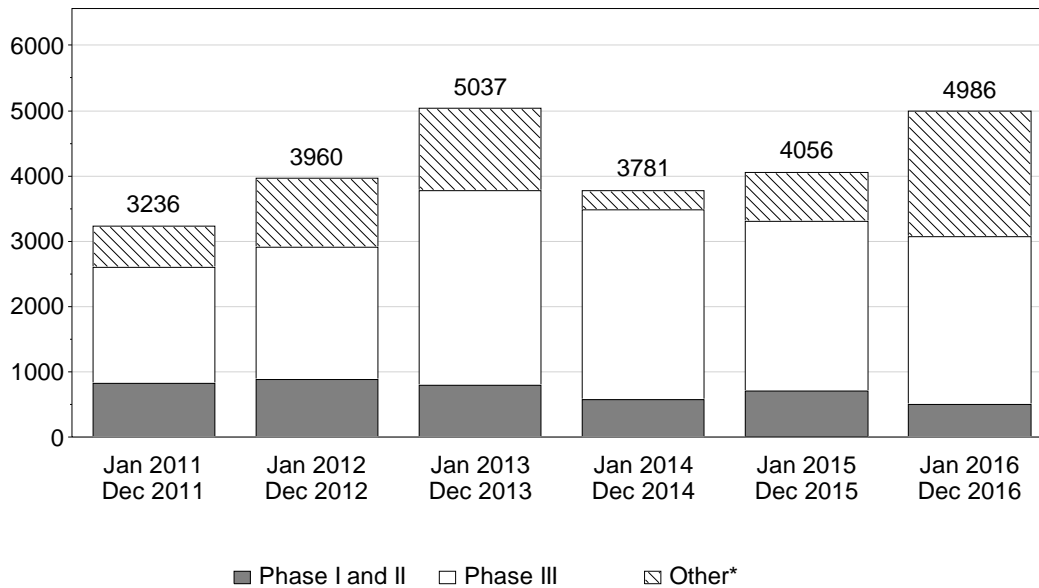
Accrual to SWOG-Coordinated Studies

By Any Network Group

Type of Institution



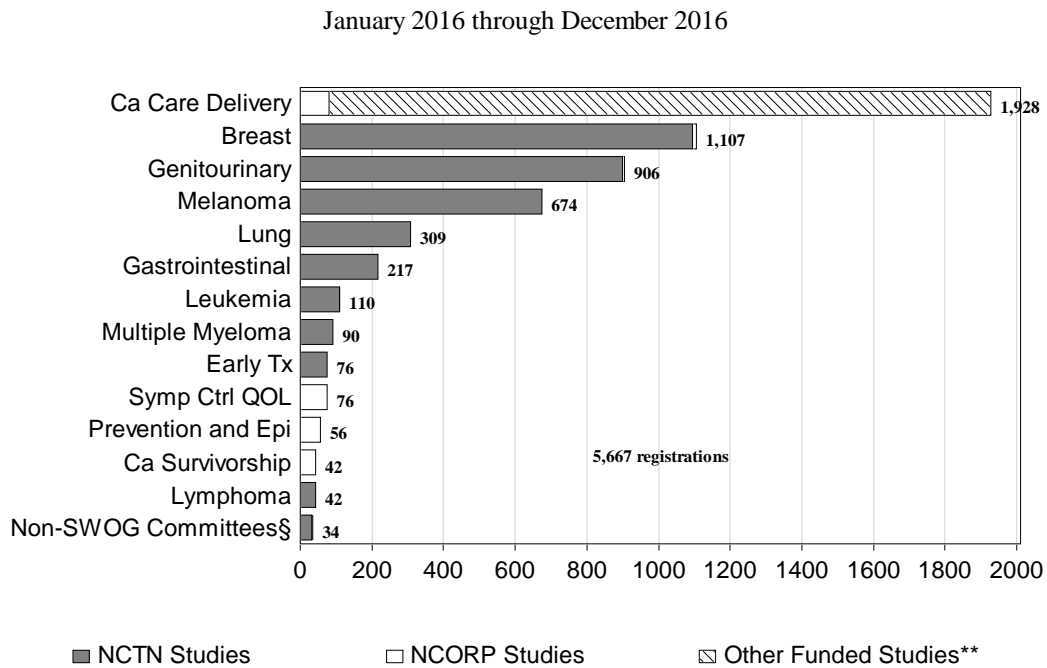
Type of Study



*Study Type of "Other" includes screening studies and those primarily under the NCORP Research Base.

SWOG-Credited Registrations to All Studies and Non-SWOG Registrations to SWOG Studies

By Committee and Funding Type



§ Registrations to unsupported studies for which SWOG no longer has an active disease committee are grouped under “Non-SWOG Committees” (e.g. Brain, Sarcoma, Gynecology and Head and Neck).

Patients Registered by Type of Institution and Funding Agency

	SWOG Registrations to SWOG Studies			Non-SWOG Registrations to SWOG Studies			SWOG Registrations to Non-SWOG Studies		
	Jan14	Jan15	Jan16	Jan14	Jan15	Jan16	Jan14	Jan15	Jan16
	Dec14	Dec15	Dec16	Dec14	Dec15	Dec16	Dec14	Dec15	Dec16
NCTN Studies	1451	1445	1341	1704	1614	1561	798	740	642
NCORP Studies	263	219	204	73	67	33	136	63	39
Other Funded Studies**	290	711	1847	0	0	0	0	0	0
	2004	2375	3392	1777	1681	1594	934	803	681

** Other Funded Studies are studies which are non-CTEP non-DCP.

Patients Registered to NCTN Funded Trials by Committee and Type of Institution

	SWOG LAPS			MEMBER			NCORP			NON-SWOG		
	Jan14	Jan15	Jan16	Jan14	Jan15	Jan16	Jan14	Jan15	Jan16	Jan14	Jan15	Jan16
	Dec14	Dec15	Dec16	Dec14	Dec15	Dec16	Dec14	Dec15	Dec16	Dec14	Dec15	Dec16
Breast	145	132	94	211	208	133	175	211	119	851	911	748
Early Tx	1	0	22	2	7	41	0	6	13	0	0	0
Gastrointestinal	72	120	56	120	126	59	122	76	57	56	36	45
Genitourinary	166	181	163	223	194	226	170	197	202	436	334	309
Leukemia	158	70	29	123	133	53	63	66	21	256	134	6
Lung	48	46	45	40	42	57	69	74	82	62	79	125
Lymphoma	11	13	3	29	26	25	24	38	9	15	19	5
Melanoma	40	20	108	76	24	129	29	26	126	0	34	311
Multiple Myeloma	31	30	18	31	41	37	31	36	23	28	67	12
Non-SWOG Committees§	7	10	11	20	21	19	12	11	3	0	0	0
	679	622	549	875	822	779	695	741	655	1704	1614	1561

Patients Registered to NCORP Funded Trials by Committee and Type of Institution

	SWOG LAPS			MEMBER			NCORP			NON-SWOG		
	Jan14	Jan15	Jan16	Jan14	Jan15	Jan16	Jan14	Jan15	Jan16	Jan14	Jan15	Jan16
	Dec14	Dec15	Dec16	Dec14	Dec15	Dec16	Dec14	Dec15	Dec16	Dec14	Dec15	Dec16
Breast	9	0	1	5	1	0	51	27	12	0	0	0
Ca Care Delivery	1	0	0	1	1	2	0	0	79	0	0	0
Ca Survivorship	0	2	5	0	6	15	11	3	3	0	3	19
Genitourinary	11	11	5	29	14	1	9	3	0	0	0	0
Leukemia	0	0	0	0	0	1	0	0	0	0	0	0
Prevention and Epi	17	6	7	15	8	9	48	10	26	18	9	14
Symp Ctrl QOL	17	14	6	41	28	7	134	148	63	55	55	0
Non-SWOG Committees§	0	0	0	0	0	0	0	0	1	0	0	0
	55	33	24	91	58	35	253	191	184	73	67	33

§ Registrations to unsupported studies for which SWOG no longer has an active disease committee are grouped under “Non-SWOG Committees” (e.g. Brain, Sarcoma, Gynecology and Head and Neck).

Patients Registered to Trials Funded by Other Grants by Committee and Type of Institution

	SWOG LAPS			MEMBER			NCORP		
	Jan14	Jan15	Jan16	Jan14	Jan15	Jan16	Jan14	Jan15	Jan16
	Dec14	Dec15	Dec16	Dec14	Dec15	Dec16	Dec14	Dec15	Dec16
Breast	5	1	0	7	2	0	18	4	0
Ca Care Delivery	74	93	173	1	188	373	185	423	1301
	79	94	173	8	190	373	203	427	1301

Patients Registered to Any Network Trial

	Jan 2011 Dec 2011	Jan 2012 Dec 2012	Jan 2013 Dec 2013	Jan 2014 Dec 2014	Jan 2015 Dec 2015	Jan 2016 Dec 2016	Total
Total	4,094	5,164	6,036	4,715	4,859	5,667	30,535
Study Type							
Phase I and II	958	979	834	670	869	582	4,892
Phase III	2,501	3,133	3,904	3,676	3,187	3,091	19,492
Other*	635	1,052	1,298	369	803	1,994	6,151
Committee							
Breast	1,305	1,392	1,508	1,477	1,497	1,107	8,286
Ca Care Delivery	0	193	583	262	705	1,928	3,671
Ca Survivorship	0	10	29	11	14	42	106
Early Tx	6	12	14	3	13	76	124
Gastrointestinal	393	350	355	370	358	217	2,043
Genitourinary	397	752	863	1,044	934	906	4,896
Leukemia	170	216	446	600	403	110	1,945
Lung	571	424	423	219	241	309	2,187
Lymphoma	178	304	121	79	96	42	820
Melanoma	64	160	187	145	104	674	1,334
Multiple Myeloma	272	44	25	121	174	90	726
Prevention and Epi	3	25	128	98	33	56	343
Symp Ctrl QOL	661	1,281	1,325	247	245	76	3,835
Non-SWOG Committees§	74	1	29	39	42	34	219
Institution Type							
SWOG							
SWOG LAPS	641	817	819	813	749	746	4,585
MEMBER	968	1,387	1,290	974	1,070	1,187	6,876
NCORP	1,433	1,769	2,068	1,151	1,359	2,140	9,920
UCOP	60	27	0	0	0	0	87
Total SWOG	3,102	4,000	4,177	2,938	3,178	4,073	21,468
Non-SWOG							
ALLIANCE	494	577	703	593	488	350	3,205
AMC	0	4	0	0	0	0	4
BMT-CTN	0	0	1	0	0	0	1
CCTG	0	31	125	150	109	42	457
CTSU-NOS	17	6	0	0	0	1	24
ECOG-ACRIN	392	446	604	618	547	437	3,044
GEICAM	0	26	339	223	204	0	792
IBCSG	6	0	0	0	0	0	6
NRG	83	74	87	193	220	266	923
UNICANCER	0	0	0	0	113	498	611
Total Non-SWOG	992	1,164	1,859	1,777	1,681	1,594	9,067

*Study Type of "Other" includes screening studies and those primarily under the NCORP Research Base.

§ Registrations to unsupported studies for which SWOG no longer has an active disease committee are grouped under "Non-SWOG Committees" (e.g. Brain, Sarcoma, Gynecology and Head and Neck).

Patients Registered to Any Network Trial

	Jan 2011 Dec 2011	Jan 2012 Dec 2012	Jan 2013 Dec 2013	Jan 2014 Dec 2014	Jan 2015 Dec 2015	Jan 2016 Dec 2016	Total
	4,094	5,164	6,036	4,715	4,859	5,667	30,535
SWOG Coordinated	3,236	3,960	5,037	3,781	4,056	4,986	25,056
Study Type							
Phase I and II	830	884	789	571	708	501	4,283
Phase III	1,771	2,024	2,987	2,917	2,591	2,562	14,852
Other*	635	1,052	1,261	293	757	1,923	5,921
Institution Type							
SWOG LAPS	448	527	594	553	539	571	3,232
MEMBER	697	957	862	607	723	851	4,697
NCORP	1,039	1,285	1,722	844	1,113	1,970	7,973
UCOP	60	27	0	0	0	0	87
NON-SWOG	992	1,164	1,859	1,777	1,681	1,594	9,067
Funding Source							
NCTN Studies	2,572	2,451	2,990	3,155	3,059	2,902	17,129
NCORP Studies	48	474	825	336	286	237	2,206
Other Funded Studies**	616	1,035	1,222	290	711	1,847	5,721
Non-SWOG Coordinated	858	1,204	999	934	803	681	5,479
Study Type							
Phase I and II	128	95	45	99	161	81	609
Phase III	730	1,109	917	759	596	529	4,640
Other*	0	0	37	76	46	71	230
Institution Type							
SWOG LAPS	193	290	225	260	210	175	1,353
MEMBER	271	430	428	367	347	336	2,179
NCORP	394	484	346	307	246	170	1,947

* Study Type of "Other" includes screening studies and those primarily under the NCORP Research Base.

** Other Funded Studies are studies which are non-CTEP non-DCP.

Accrual by Institution and Funding Agency

Membership Credited Registrations* (Excludes screening registrations)

January 1, 2016 – December 31, 2016

	CTEP Funded	NCORP Funded	Other Funding**	Non-SWOG Coordinated	Total
SWOG LAPS					
Birmingham, U of AL (17812)	-	-	-	11	11
Cleveland Clinic OH (301)	24	-	-	27	51
Colorado, U of (10120)	35	-	-	23	58
Poudre Valley Hosp (11190)	-	-	-	8	8
Shaw Reg Cancer Ctr (12437)	-	-	-	1	1
VA Medical Center (11133)	1	-	-	-	1
Davis, U of CA (10176)	17	-	-	8	25
Gene Upshaw Mem TFCC (13091)	1	-	-	2	3
Fred Hutchinson CRC (11153)	31	3	-	10	44
Skagit Valley Hosp (10666)	2	-	-	-	2
Wenatchee Valley (8214)	1	-	-	-	1
MD Anderson CC (11439)	41	1	173	1	216
Banner MD Anderson (17761)	-	3	-	-	3
Michigan, U of (4700)	33	4	-	15	52
MidMichigan Med Ctr (11812)	2	-	-	-	2
VAMC Ann Arbor (17769)	1	-	-	-	1
Ohio State Univ (17368)	20	-	-	1	21
Oklahoma, Univ of (17955)	17	-	-	-	17
So Calif, U of (10138)	54	3	-	8	65
Utah, U of (2501)	46	-	-	4	50
Wayne State Univ (2701)	14	-	-	15	29
Yale University (17377)	40	2	-	36	78
Greenwich Hospital (17379)	-	-	-	5	5
Winthrop-Univ Hosp (20800)	2	-	-	-	2
SWOG LAPS Total	382	16	173	175	746
MEMBERS					
Arizona MC, U of (3009)	12	3	-	13	28
Arkansas, U of (101)	3	3	-	10	16
Highlands Onc Group (10885)	7	-	-	-	7
Sacred Heart Hosp (10549)	2	-	-	-	2
UF Cancer Center (10955)	5	-	-	6	11
BC Cancer Agency (14112)	5	-	-	-	5
Baylor College (11988)	19	-	-	18	37
Baylor Univ Med Ctr (14205)	9	-	-	-	9
Boston Medical Ctr (10635)	1	-	27	3	31
Brooke Army Med Ctr (10330)	0	1	-	3	4
S Georgia Med Ctr (10807)	2	-	-	1	3
Cedars-Sinai Med Ctr (14111)	11	-	-	10	21
Cincinnati MC, U of (10509)	7	-	-	3	10
City of Hope Med Ctr (10082)	48	4	-	21	73
Cookeville Reg MC (13433)	0	-	-	2	2
Desert Hospital (11205)	0	-	52	4	56
H Lee Moffitt CC (11898)	31	-	-	4	35
Watson Clinic Center (11935)	-	-	-	5	5
Harrington CC (11446)	0	-	84	2	86
Henry Ford Hosp (501)	4	-	-	17	21
Irvine, U of CA (10498)	4	1	-	11	16
Long Beach Mem MC (10617)	3	-	-	-	3
PIH Health Hosp (11524)	1	-	-	-	1
St Jude Medical Ctr (11553)	1	-	-	4	5
Kansas, U of (3004)	53	4	-	21	78
Stormont-Vail Health (10496)	2	-	-	2	4
Kentucky, U of (10012)	10	-	-	6	16
Lahey Hosp & Med Ctr (16037)	12	-	-	7	19

	CTEP Funded	NCORP Funded	Other Funding**	Non-SWOG Coordinated	Total
Portsmouth Reg Hosp (18127)	-	-	-	3	3
St. Joseph Hospital (23919)	1	-	-	-	1
Loma Linda Univ (10682)	10	1	-	4	15
Los Angeles, U of CA (10503)	13	-	-	2	15
Loyola University (10080)	14	-	-	4	18
Hem-Onc Consultants (10616)	1	-	-	2	3
Hines-VA Med Ctr (11145)	1	-	9	-	10
Little Co Mary Hosp (22106)	1	-	-	-	1
Quad Cities/Genesis (10424)	1	-	-	1	2
Weiss Memorial Hosp (18055)	2	1	43	-	46
MAVERIC (23984)	6	1	-	1	8
Madigan Army Med Ctr (11460)	3	-	-	-	3
Methodist Hospital (15225)	0	-	-	5	5
Mississippi, Univ of (3012)	4	-	-	1	5
Mt Sinai Med Ctr (13112)	1	-	-	-	1
Northwestern Univ (21514)	10	-	-	6	16
Orange Reg Med Ctr (21395)	1	-	-	1	2
Oregon Hlth Sci Univ (4100)	19	-	-	10	29
Good Samaritan Hosp (14039)	5	1	-	-	6
Salem Hospital (8167)	5	-	-	-	5
Providence Hosp (3500)	5	1	-	13	19
Rochester, Univ of (11400)	23	-	-	32	55
Arnot Ogden Med Ctr (13424)	1	-	-	10	11
San Antonio, U of TX (2400)	23	1	69	5	98
Carolinas Med Ctr (17374)	1	-	-	-	1
SW Cancer & Res Ctr (8215)	1	-	-	-	1
Sinai Hospital (11184)	4	-	-	1	5
TX Oncology-Central (15251)	3	-	-	-	3
Texas Tech Univ HSC (18371)	1	-	-	4	5
Thompson Ca Surv Ctr (10427)	3	-	-	1	4
San Diego, U of CA (18822)	9	-	-	8	17
San Francisco, U-CA (19171)	1	-	-	-	1
Scott & White Mem (1501)	1	-	-	2	3
St Louis University (10357)	0	-	-	-	0
Christian Hospital (11878)	1	-	-	1	2
Sutter Cancer RC (10714)	17	-	9	16	42
Sutter General Hosp (10712)	-	-	-	6	6
Tennessee, U of (11441)	3	3	-	6	12
Tulane University (1801)	3	-	-	2	5
VAMC Kansas City (11138)	3	-	80	16	99
MEMBERS Total	453	25	373	336	1,187
NCORP					
Baptist MU-NCORP (18730)	5	1	-	7	13
Bay Area NCORP (10706)	-	-	21	-	21
Beaumont NCORP (11434)	7	-	-	1	8
CORA NCORP (23777)	18	1	-	13	32
CRC West MI NCORP (9007)	16	24	-	1	41
Carle CC NCORP (24410)	7	5	-	1	13
Columbia MU-NCORP (18743)	3	15	118	3	139
Columbus NCORP (9005)	15	4	-	-	19
Dayton NCORP (9006)	14	2	-	5	21
Essentia Hlth NCORP (24502)	5	3	-	-	8
Georgia NCORP (25442)	14	2	-	1	17
Greenville NCORP (10879)	11	16	294	-	321
Gulf South MU-NCORP (10816)	7	3	302	1	313
Hawaii MU-NCORP (10781)	7	1	40	7	55
Heartland NCORP (10211)	68	16	-	-	84
Kaiser Perm NCORP (13655)	105	15	506	107	733
Kansas City NCORP (9010)	10	-	-	4	14
MUSC MU-NCORP (11421)	12	2	-	1	15
Michigan CRC NCORP (11110)	19	2	-	-	21
Montana NCORP (10891)	6	-	20	1	27

	CTEP Funded	NCORP Funded	Other Funding**	Non-SWOG Coordinated	Total
Nevada CRF NCORP (13500)	21	-	-	-	21
New Mexico MU-NCORP (11331)	18	-	-	-	18
Northwest NCORP (9016)	7	3	-	1	11
Ozarks NCORP (10210)	16	18	-	9	43
PCRC NCORP (3007)	16	5	-	3	24
Southeast COR NCORP (11108)	38	6	-	4	48
Wichita NCORP (9017)	35	19	-	-	54
Wisconsin NCORP (26010)	6	-	-	-	6
NCORP Total	506	163	1301	170	2,140
NON-SWOG					
ALLIANCE	343	7	-	-	350
CCTG	42	-	-	-	42
CTSU-NOS	1	-	-	-	1
ECOG-ACRIN	432	5	-	-	437
NRG	245	21	-	-	266
UNICANCER	498	-	-	-	498
NON-SWOG Total	1561	33	-	-	1,594
Grand Total	2902	237	1847	681	5,667

* Registrations used for membership.

** Other Funded Studies are studies which are non-CTEP non-DCP.

Accrual by Institution and Committee

Membership Credited Registrations (Excludes screening registrations)

July 1, 2015 – June 30, 2016

	Breast	Ca Care Delivery	Ca Survivorship	Early Tx	Gastrointestinal	Genitourinary	Leukemia	Lung	Lymphoma	Melanoma	Multiple Myeloma	Prevention and Epi	Symp Ctrl QOL	Non-SWOG Committees§	Total
SWOG LAPS															
Birmingham, U of AL (17812)	-	-	-	-	-	7	4	-	-	-	-	-	-	-	11
Cleveland Clinic OH (301)	14	-	-	4	3	14	5	1	-	10	-	-	-	-	51
Colorado, U of (10120)	12	-	-	8	1	12	-	4	-	20	-	-	-	1	58
Poudre Valley Hosp (11190)	2	-	-	-	-	2	-	1	2	1	-	-	-	-	8
Shaw Reg Cancer Ctr (12437)	1	-	-	-	-	-	-	-	-	-	-	-	-	-	1
VA Medical Center (11133)	-	-	-	-	-	1	-	-	-	-	-	-	-	-	1
Davis, U of CA (10176)	-	-	-	2	1	10	-	10	-	-	2	-	-	-	25
Gene Upshaw Mem TFCC (13091)	-	-	-	-	-	1	-	-	-	-	2	-	-	-	3
Fred Hutchinson CRC (11153)	10	-	-	-	10	11	6	3	1	-	-	-	3	-	44
Skagit Valley Hosp (10666)	-	-	-	-	-	-	-	2	-	-	-	-	-	-	2
Wenatchee Valley (8214)	-	-	-	-	-	1	-	-	-	-	-	-	-	-	1
MD Anderson CC (11439)	17	173	1	-	2	4	-	2	-	17	-	-	-	-	216
Banner MD Anderson (17761)	-	-	-	-	-	-	-	-	-	-	-	3	-	-	3
Michigan, U of (4700)	4	-	4	4	9	8	1	5	-	11	-	2	-	4	52
MidMichigan Med Ctr (11812)	2	-	-	-	-	-	-	-	-	-	-	-	-	-	2
VAMC Ann Arbor (17769)	-	-	-	-	-	-	-	1	-	-	-	-	-	-	1
Ohio State Univ (17368)	-	-	-	-	-	-	-	-	-	21	-	-	-	-	21
Oklahoma, Univ of (17955)	3	-	-	-	-	11	-	3	-	-	-	-	-	-	17
So Calif, U of (10138)	2	-	-	-	5	52	3	-	-	-	-	-	3	-	65
Utah, U of (2501)	-	-	-	-	1	29	-	-	-	20	-	-	-	-	50
Wayne State Univ (2701)	10	-	-	-	6	3	-	-	-	6	4	-	-	-	29
Yale University (17377)	13	-	-	4	18	-	10	13	-	2	10	2	-	6	78
Greenwich Hospital (17379)	5	-	-	-	-	-	-	-	-	-	-	-	-	-	5
Winthrop-Univ Hosp (20800)	-	-	-	-	-	2	-	-	-	-	-	-	-	-	2
SWOG LAPS Total	95	173	5	22	56	168	29	45	3	108	18	7	6	11	746
MEMBERS															
Arizona MC, U of (3009)	11	-	3	-	1	7	-	-	2	4	-	-	-	-	28
Arkansas, U of (101)	1	-	3	2	-	2	4	-	-	1	-	-	-	3	16
Highlands Onc Group (10885)	4	-	-	-	-	3	-	-	-	-	-	-	-	-	7
Sacred Heart Hosp (10549)	2	-	-	-	-	-	-	-	-	-	-	-	-	-	2
UF Cancer Center (10955)	1	-	-	-	-	3	3	-	-	4	-	-	-	-	11
BC Cancer Agency (14112)	-	-	-	-	-	5	-	-	-	-	-	-	-	-	5
Baylor College (11988)	-	-	-	2	8	20	2	-	-	-	4	-	-	1	37
Baylor Univ Med Ctr (14205)	-	-	-	-	-	-	-	-	-	9	-	-	-	-	9
Boston Medical Ctr (10635)	-	27	-	-	1	-	1	1	-	-	-	-	-	1	31
Brooke Army Med Ctr (10330)	-	-	-	2	-	-	-	-	1	-	-	1	-	-	4
S Georgia Med Ctr (10807)	1	-	-	-	-	-	-	2	-	-	-	-	-	-	3
Cedars-Sinai Med Ctr (14111)	6	-	-	2	4	4	-	-	-	5	-	-	-	-	21
Cincinnati MC, U of (10509)	2	-	-	-	2	1	-	-	2	3	-	-	-	-	10
City of Hope Med Ctr (10082)	4	-	3	-	1	41	8	2	2	7	2	1	1	1	73
Cookeville Reg MC (13433)	-	-	-	-	-	-	-	-	-	-	2	-	-	-	2
Desert Hospital (11205)	3	52	-	-	-	1	-	-	-	-	-	-	-	-	56
H Lee Moffitt CC (11898)	-	-	-	-	-	6	4	-	-	25	-	-	-	-	35
Watson Clinic Center (11935)	5	-	-	-	-	-	-	-	-	-	-	-	-	-	5
Harrington CC (11446)	2	84	-	-	-	-	-	-	-	-	-	-	-	-	86

	Breast	Ca Care Delivery	Ca Survivorship	Early Tx	Gastrointestinal	Genitourinary	Leukemia	Lung	Lymphoma	Melanoma	Multiple Myeloma	Prevention and Epi	Symp Ctrl QOL	Non-SWOG Committees§	Total
Henry Ford Hosp (501)	1	-	-	5	-	7	1	1	-	-	5	-	-	1	21
Irvine, U of CA (10498)	1	-	-	-	5	-	3	-	-	-	2	1	2	2	16
Long Beach Mem MC (10617)	3	-	-	-	-	-	-	-	-	-	-	-	-	-	3
PIH Health Hosp (11524)	-	-	-	-	-	-	-	1	-	-	-	-	-	-	1
St Jude Medical Ctr (11553)	1	-	-	1	-	1	-	1	-	-	1	-	-	-	5
Kansas, U of (3004)	21	-	3	1	2	21	2	7	1	17	2	1	-	-	78
Stormont-Vail Health (10496)	1	-	-	-	-	1	-	1	-	-	1	-	-	-	4
Kentucky, U of (10012)	-	-	-	5	2	5	-	3	-	-	-	-	-	1	16
Lahey Hosp & Med Ctr (16037)	3	-	-	-	6	2	1	4	-	3	-	-	-	-	19
Portsmouth Reg Hosp (18127)	-	-	-	2	-	-	-	1	-	-	-	-	-	-	3
St. Joseph Hospital (23919)	-	-	-	-	-	-	-	-	-	1	-	-	-	-	1
Loma Linda Univ (10682)	3	-	-	-	-	9	1	1	-	-	-	1	-	-	15
Los Angeles, U of CA (10503)	-	-	-	-	-	-	-	-	-	15	-	-	-	-	15
Loyola University (10080)	-	-	-	-	-	8	1	3	1	2	3	-	-	-	18
Hem-Onc Consultants (10616)	1	-	-	-	-	-	-	2	-	-	-	-	-	-	3
Hines-VA Med Ctr (11145)	-	9	-	-	-	-	-	1	-	-	-	-	-	-	10
Little Co Mary Hosp (22106)	1	-	-	-	-	-	-	-	-	-	-	-	-	-	1
Quad Cities/Genesis (10424)	2	-	-	-	-	-	-	-	-	-	-	-	-	-	2
Weiss Memorial Hosp (18055)	2	43	-	-	-	-	-	-	-	-	-	1	-	-	46
MAVERIC (23984)	-	-	-	-	-	1	-	6	-	-	-	1	-	-	8
Madigan Army Med Ctr (11460)	-	-	-	-	-	3	-	-	-	-	-	-	-	-	3
Methodist Hospital (15225)	1	-	-	1	3	-	-	-	-	-	-	-	-	-	5
Mississippi, Univ of (3012)	-	-	-	1	-	-	-	3	-	1	-	-	-	-	5
Mt Sinai Med Ctr (13112)	-	-	-	-	-	-	-	-	-	1	-	-	-	-	1
Northwestern Univ (21514)	6	-	-	-	2	1	-	-	-	7	-	-	-	-	16
Orange Reg Med Ctr (21395)	1	-	-	-	-	1	-	-	-	-	-	-	-	-	2
Oregon Hlth Sci Univ (4100)	-	-	-	-	-	8	7	1	3	4	3	-	-	3	29
Good Samaritan Hosp (14039)	2	-	-	-	-	2	-	1	-	-	-	-	1	-	6
Salem Hospital (8167)	2	-	-	-	1	-	-	2	-	-	-	-	-	-	5
Providence Hosp (3500)	9	2	-	1	1	-	2	1	-	-	-	1	2	-	19
Rochester, Univ of (11400)	-	-	-	7	8	11	11	-	12	4	2	-	-	-	55
Arnot Ogden Med Ctr (13424)	-	-	-	-	-	9	-	2	-	-	-	-	-	-	11
San Antonio, U of TX (2400)	7	69	-	-	-	15	-	4	-	-	2	1	-	-	98
Carolinas Med Ctr (17374)	-	-	-	-	-	-	-	-	-	-	1	-	-	-	1
SW Cancer & Res Ctr (8215)	1	-	-	-	-	-	-	-	-	-	-	-	-	-	1
Sinai Hospital (11184)	1	-	-	-	-	-	-	2	-	-	2	-	-	-	5
TX Oncology-Central (15251)	-	-	-	-	-	-	-	-	-	3	-	-	-	-	3
Texas Tech Univ HSC (18371)	5	-	-	-	-	-	-	-	-	-	-	-	-	-	5
Thompson Ca Surv Ctr (10427)	3	-	-	-	-	-	-	-	-	1	-	-	-	-	4
San Diego, U of CA (18822)	1	-	-	6	3	1	1	2	-	3	-	-	-	-	17
San Francisco, U-CA (19171)	-	-	-	-	-	-	-	-	-	1	-	-	-	-	1
Scott & White Mem (1501)	-	-	-	-	2	1	-	-	-	-	-	-	-	-	3
St Louis University (10357)	0	-	-	-	-	-	-	-	-	-	-	-	-	-	0
Christian Hospital (11878)	2	-	-	-	-	-	-	-	-	-	-	-	-	-	2
Sutter Cancer RC (10714)	7	9	-	1	7	4	-	1	-	7	3	-	1	2	42
Sutter General Hosp (10712)	-	-	-	1	-	-	-	1	-	-	-	-	-	4	6
Tennessee, U of (11441)	3	-	3	-	-	6	-	-	-	-	-	-	-	-	12
Tulane University (1801)	-	-	-	1	-	-	2	-	1	-	1	-	-	-	5
VAMC Kansas City (11138)	-	80	-	-	-	17	-	-	-	1	1	-	-	-	99
MEMBERS Total	133	375	15	41	59	227	54	57	25	129	37	9	7	19	1,187
NCORP															
Baptist MU-NCORP (18730)	9	-	-	-	1	-	-	2	-	-	-	1	-	-	13
Bay Area NCORP (10706)	-	21	-	-	-	-	-	-	-	-	-	-	-	-	21
Beaumont NCORP (11434)	4	-	-	-	-	3	-	-	-	-	1	-	-	-	8
CORA NCORP (23777)	7	-	-	3	3	5	1	-	-	5	-	1	7	-	32
CRC West MI NCORP (9007)	1	2	-	-	-	4	-	2	-	10	-	-	22	-	41

	Breast	Ca Care Delivery	Ca Survivorship	Early Tx	Gastrointestinal	Genitourinary	Leukemia	Lung	Lymphoma	Melanoma	Multiple Myeloma	Prevention and Epi	Symp Ctrl QOL	Non-SWOG Committees§	Total
Carle CC NCORP (24410)	1	5	-	-	2	2	-	2	-	-	-	-	-	1	13
Columbia MU-NCORP (18743)	2	127	1	-	-	1	-	-	1	1	-	1	5	-	139
Columbus NCORP (9005)	5	3	-	-	1	2	-	2	-	4	1	1	-	-	19
Dayton NCORP (9006)	5	2	-	1	3	2	-	2	-	5	1	-	-	-	21
Essentia Hlth NCORP (24502)	1	-	-	-	-	-	-	4	-	-	-	3	-	-	8
Georgia NCORP (25442)	1	1	-	-	-	1	-	4	-	9	-	1	-	-	17
Greenville NCORP (10879)	-	308	-	-	3	2	-	6	-	-	-	-	2	-	321
Gulf South MU-NCORP (10816)	5	302	-	-	-	3	-	-	-	-	-	-	3	-	313
Hawaii MU-NCORP (10781)	8	40	-	1	1	1	-	3	-	-	-	1	-	-	55
Heartland NCORP (10211)	6	8	-	-	12	31	1	7	-	11	-	-	8	-	84
Kaiser Perm NCORP (13655)	26	506	-	4	6	80	12	21	5	48	8	6	9	2	733
Kansas City NCORP (9010)	1	-	-	1	5	4	1	-	1	1	-	-	-	-	14
MUSC MU-NCORP (11421)	2	-	2	-	5	6	-	-	-	-	-	-	-	-	15
Michigan CRC NCORP (11110)	6	-	-	-	-	7	-	5	-	1	-	2	-	-	21
Montana NCORP (10891)	2	20	-	-	-	1	-	1	-	2	1	-	-	-	27
Nevada CRF NCORP (13500)	-	-	-	-	-	18	-	3	-	-	-	-	-	-	21
New Mexico MU-NCORP (11331)	6	-	-	-	-	5	2	-	-	5	-	-	-	-	18
Northwest NCORP (9016)	1	-	-	-	-	2	1	-	-	4	-	3	-	-	11
Ozarks NCORP (10210)	9	18	-	-	1	2	-	4	-	2	7	-	-	-	43
PCRC NCORP (3007)	3	3	-	1	4	3	-	1	-	6	-	-	2	1	24
Southeast COR NCORP (11108)	9	5	-	2	7	6	-	9	-	5	4	1	-	-	48
Wichita NCORP (9017)	11	9	-	-	-	9	3	4	2	6	-	5	5	-	54
Wisconsin NCORP (26010)	-	-	-	-	3	2	-	-	-	1	-	-	-	-	6
NCORP Total	131	1380	3	13	57	202	21	82	9	126	23	26	63	4	2,140
NON-SWOG															
ALLIANCE	67	-	2	-	13	123	4	46	3	83	4	5	-	-	350
CCTG	-	-	-	-	-	8	-	-	-	34	-	-	-	-	42
CTSU-NOS	-	-	-	-	-	-	1	-	-	-	-	-	-	-	1
ECOG-ACRIN	69	-	-	-	17	133	1	56	1	147	8	5	-	-	437
NRG	114	-	17	-	15	45	-	23	1	47	-	4	-	-	266
UNICANCER	498	-	-	-	-	-	-	-	-	-	-	-	-	-	498
NON-SWOG Total	748	-	19	-	45	309	6	125	5	311	12	14	-	-	1,594
Grand Total	1107	1928	42	76	217	906	110	309	42	674	90	56	76	34	5,667

§ Registrations to unsupported studies for which SWOG no longer has an active disease committee are grouped under “Non-SWOG Committees” (e.g. Brain, Sarcoma, Gynecology and Head and Neck).

SWOG Screen-Only* Registrations to All Studies and Non-SWOG Screen-Only* Registrations to SWOG Studies

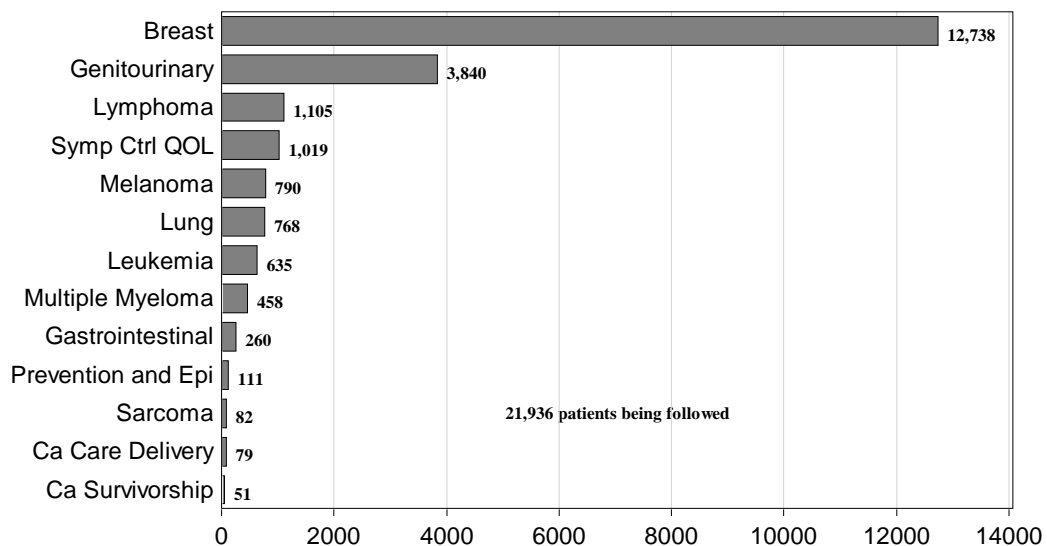
January 2016 through December 2016



* Registrations onto screening steps without subsequent randomizations onto a treatment trial (e.g. screen failures).

Number of Patients Being Followed on SWOG-Coordinated Trials by Committee

Data as of January 3, 2017



Patient Characteristics

Membership Credited Registrations (Excludes screening registrations) January 2016 through December 2016 Registrations

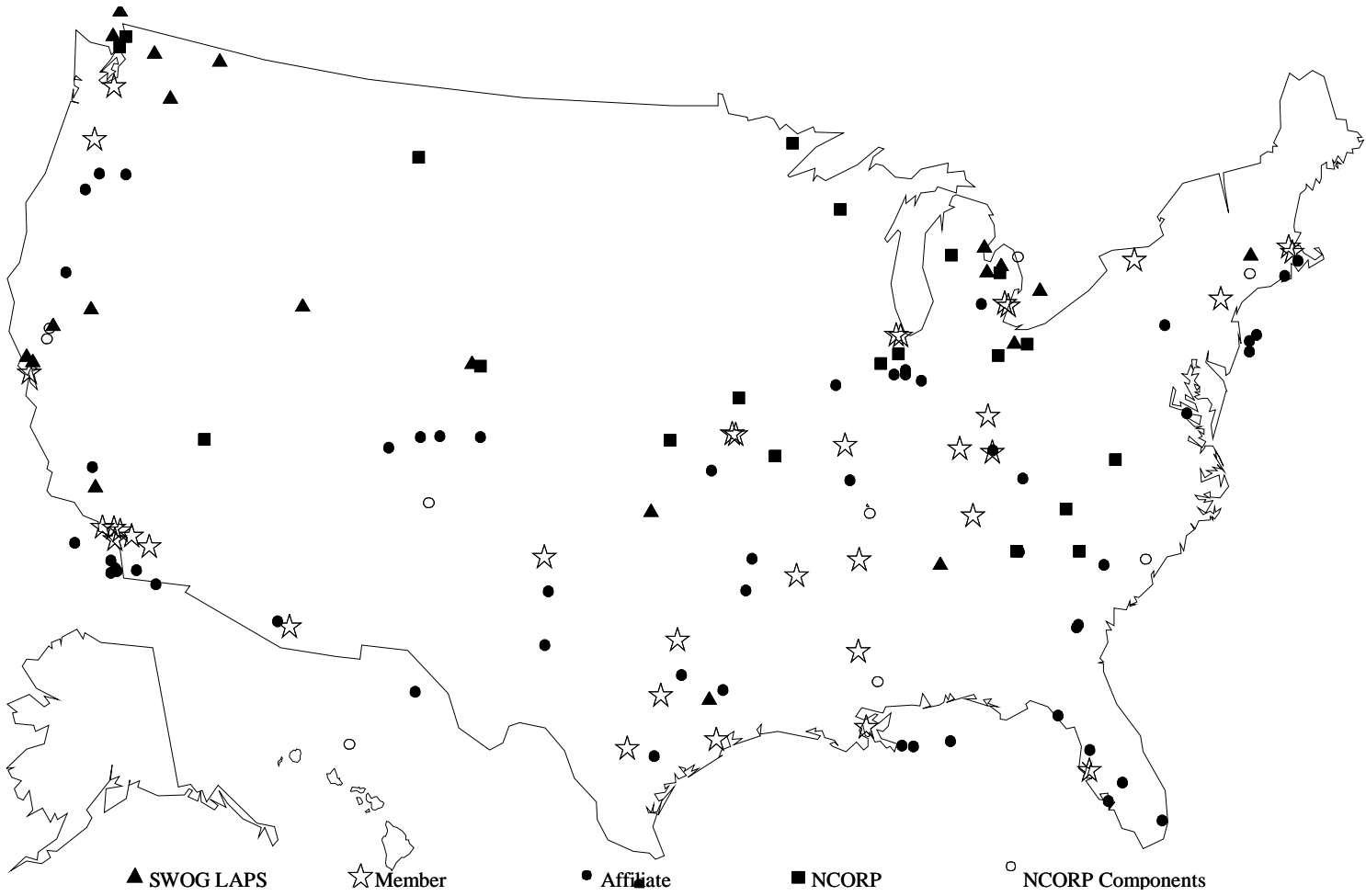
	Phase I and II		Phase III		Other*	
AGE						
Median	65		60		62	
Upper Quartile	71		68		69	
Lower Quartile	57		50		53	
SEX						
Males	358	62%	1339	43%	820	41%
Females	224	38%	1752	57%	1174	59%
ETHNICITY						
Hispanic	29	5%	177	6%	298	15%
Non-Hispanic	536	92%	2424	78%	1680	84%
Unknown	17	3%	490	16%	16	1%
RACE						
White	508	87%	2309	75%	1508	76%
Black	37	6%	176	6%	341	17%
Asian	12	2%	66	2%	67	3%
Pacific Islander	1	0%	4	0%	11	1%
Native	0	0%	6	0%	15	1%
Multi-Racial	0	0%	7	0%	9	0%
Unknown	24	4%	523	17%	43	2%

*Study Type of "Other" includes screening studies and those primarily under the NCORP Research Base.

Membership Credited Registrations (Excludes screening registrations) January 2013 through December 2016 Registrations

	Jan 2013 Dec 2013		Jan 2014 Dec 2014		Jan 2015 Dec 2015		Jan 2016 Dec 2016	
AGE								
Median	61		59		60		61	
Upper Quartile	68		67		68		69	
Lower Quartile	53		51		51		52	
SEX								
Males	2275	38%	1943	41%	1935	40%	2517	44%
Females	3745	62%	2756	58%	2923	60%	3150	56%
Unknown	16	0%	16	0%	1	0%	0	0%
ETHNICITY								
Hispanic	491	8%	476	10%	535	11%	504	9%
Non-Hispanic	5356	89%	4101	87%	4108	85%	4640	82%
Unknown	189	3%	138	3%	216	4%	523	9%
RACE								
White	5057	84%	3822	81%	3841	79%	4325	76%
Black	494	8%	380	8%	440	9%	554	10%
Asian	207	3%	257	5%	257	5%	145	3%
Pacific Islander	17	0%	13	0%	10	0%	16	0%
Native	28	0%	18	0%	19	0%	21	0%
Multi-Racial	19	0%	15	0%	15	0%	16	0%
Unknown	214	4%	210	4%	277	6%	590	10%

SWOG Institutions



SWOG Patient Registrations

July 2015 through June 2016

