

# ACCRUAL SUMMARY

# CONTENTS

Membership Accrual for All Committees	
SWOG-Credited Accrual .....	4
Accrual to SWOG-Coordinated Studies .....	5
SWOG Credited Registrations to All Studies and	
Non-SWOG Registrations to SWOG Studies .....	6
Patients Registered by Type of Institution and Funding Agency .....	6
Patient Registrations by Funding Source .....	7
Patients Registered to Any Network Trial	
By Study Type, Committee and Type of Institution .....	8
By Study Type, Type of Institution within Coordinating Group .....	9
Membership Accrual By Institution and Funding Source .....	10
Membership Accrual By Institution and Committee .....	13
Screen-Only Registrations by Committee .....	16
Patients Followed on SWOG Coordinated Trials by Committee .....	16
Patient Characteristics by Type of Study .....	17
SWOG Institutions by Location .....	18
Patient Registrations by Location.....	19

The Accrual Summary includes patient registrations for SWOG coordinated trials as well as those credited to SWOG institutions for non-SWOG coordinated trials. Patients being screened for a study are counted only if they register for a subsequent clinical trial (screen failures are not counted in general accrual numbers).

For time periods prior to 2014, SWOG LAPS and NCORP institutional designations were the former U10 and CCOP institutions respectively. Institution affiliations reflect current roster designations, which may have changed over time.

In the following tables, trials are broken down by various factors including Funding Source and Study Type.

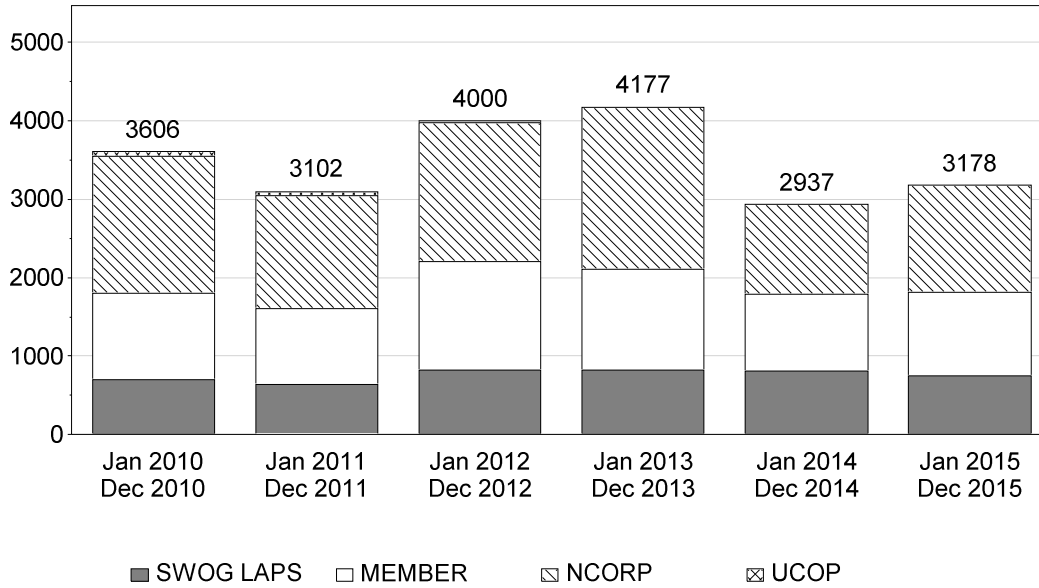
- Studies indicated as “Other Funding” are studies which are not sponsored by CTEP or NCORP.
- Studies listed with Study Type of “Other” include screening trials and those in the NCORP Research Base program.

Registrations to studies for which SWOG no longer has an active disease committee are grouped under “Non-SWOG Committees”, (e.g. Brain, Sarcoma, Gynecology and Head and Neck).

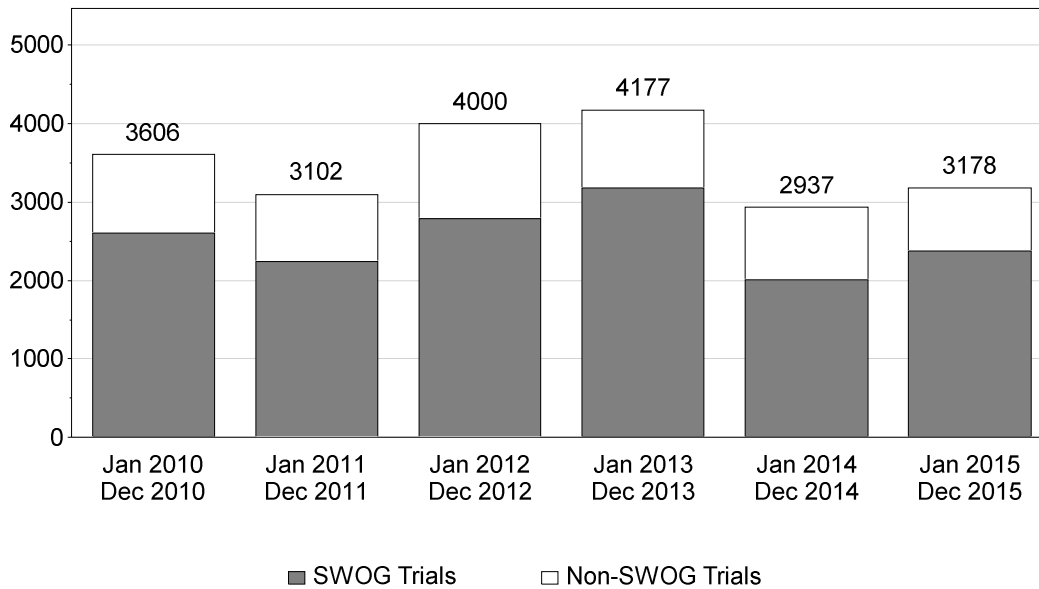
# SWOG-Credited Accrual

## To Any Network Trial

Type of Institution



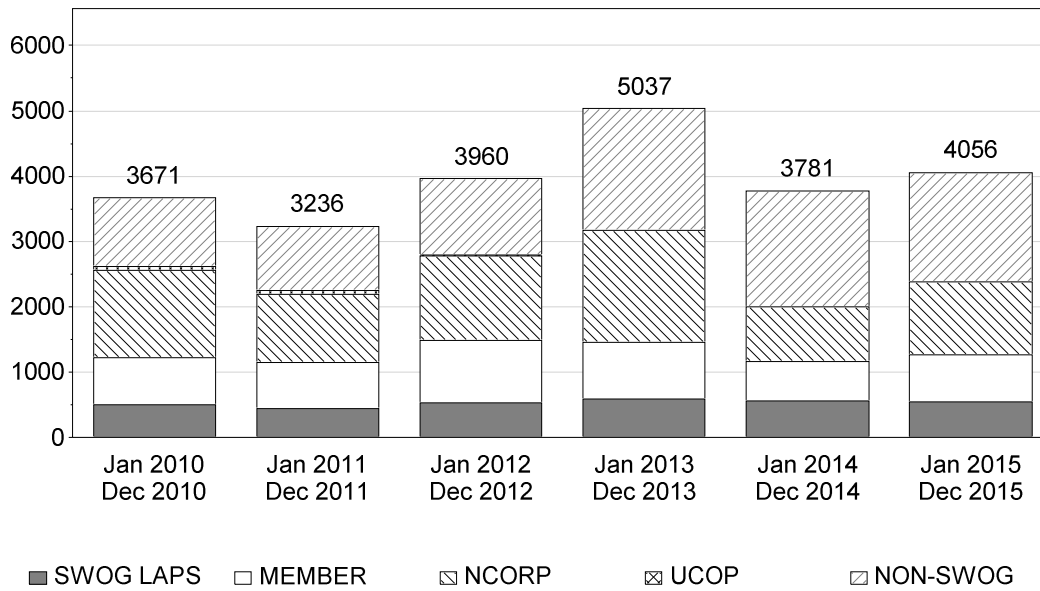
Coordinating Group



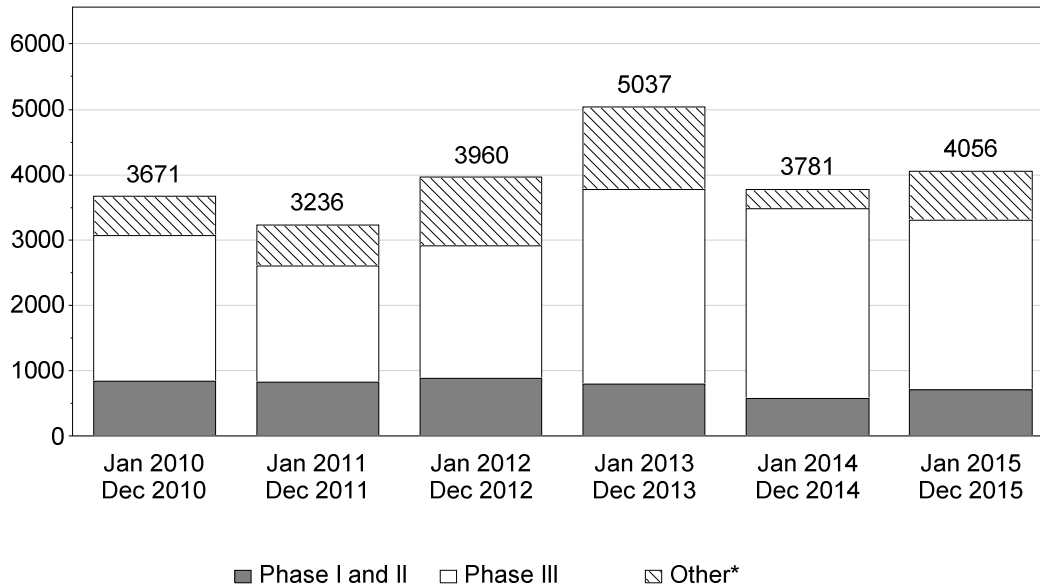
# Accrual to SWOG-Coordinated Studies

## By Any Network Group

Type of Institution



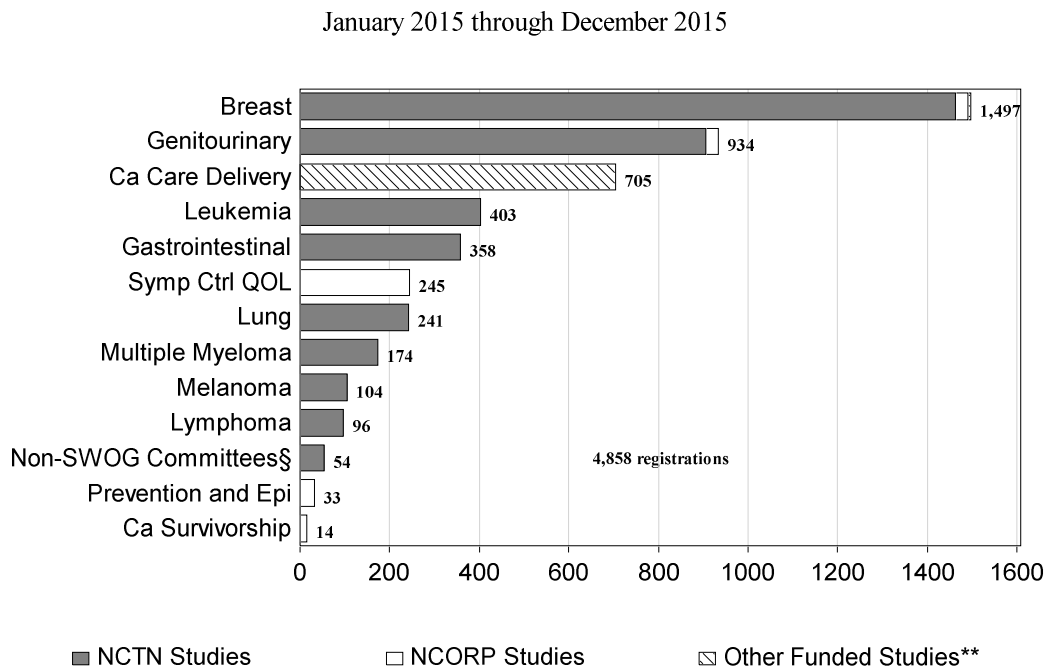
Type of Study



\*Study Type of "Other" includes screening studies and those primarily under the NCORP Research Base.

# SWOG Credited Registrations to All Studies and Non-SWOG Registrations to SWOG Studies

## By Committee and Funding Type



§ Registrations to studies for which SWOG no longer has an active disease committee are grouped under “Non-SWOG Committees”, (e.g. Brain, Sarcoma, Gynecology and Head and Neck).

## Patients Registered by Type of Institution and Funding Agency

	SWOG Registrations to SWOG Studies			Non-SWOG Registrations to SWOG Studies			SWOG Registrations to Non-SWOG Studies		
	Jan13 Dec13	Jan14 Dec14	Jan15 Dec15	Jan13 Dec13	Jan14 Dec14	Jan15 Dec15	Jan13 Dec13	Jan14 Dec14	Jan15 Dec15
<b>NCTN Studies</b>	1420	1451	1445	1570	1704	1614	908	797	740
<b>NCORP Studies</b>	807	263	219	18	73	67	91	136	63
<b>Other Funded Studies**</b>	951	290	711	271	0	0	0	0	0
	<b>3178</b>	<b>2004</b>	<b>2375</b>	<b>1859</b>	<b>1777</b>	<b>1681</b>	<b>999</b>	<b>933</b>	<b>803</b>

\*\* Other Funded Studies are studies which are non-CTEP , non-DCP.

## Patients Registered to NCTN Funded Trials by Committee and Type of Institution

	SWOG LAPS			MEMBER			NCORP			NON-SWOG		
	Jan13	Jan14	Jan15	Jan13	Jan14	Jan15	Jan13	Jan14	Jan15	Jan13	Jan14	Jan15
	Dec13	Dec14	Dec15	Dec13	Dec14	Dec15	Dec13	Dec14	Dec15	Dec13	Dec14	Dec15
Breast	163	145	132	278	211	208	194	175	211	841	851	911
Early Tx	4	1	0	10	2	0	0	0	0	0	0	0
Gastrointestinal	69	72	120	98	120	126	130	122	76	58	56	36
Genitourinary	195	166	180	176	223	194	143	170	198	309	436	334
Leukemia	101	158	70	87	123	133	51	63	66	207	256	134
Lung	80	48	46	106	40	42	119	69	74	118	62	79
Lymphoma	7	11	13	39	29	26	38	24	38	37	15	19
Melanoma	37	40	20	99	76	24	51	29	26	0	0	34
Multiple Myeloma	5	31	30	18	31	41	2	31	36	0	28	67
Non-SWOG Committees§	6	7	10	12	19	28	10	12	17	0	0	0
	<b>667</b>	<b>679</b>	<b>621</b>	<b>923</b>	<b>874</b>	<b>822</b>	<b>738</b>	<b>695</b>	<b>742</b>	<b>1570</b>	<b>1704</b>	<b>1614</b>

## Patients Registered to NCORP Funded Trials by Committee and Type of Institution

	SWOG LAPS			MEMBER			NCORP			NON-SWOG		
	Jan13	Jan14	Jan15	Jan13	Jan14	Jan15	Jan13	Jan14	Jan15	Jan13	Jan14	Jan15
	Dec13	Dec14	Dec15	Dec13	Dec14	Dec15	Dec13	Dec14	Dec15	Dec13	Dec14	Dec15
Breast	6	9	0	0	5	1	26	51	27	0	0	0
Ca Care Delivery	10	1	0	49	1	1	472	0	0	0	0	0
Ca Survivorship	0	0	2	10	0	6	19	11	3	0	0	3
Genitourinary	11	11	11	23	29	14	6	9	3	0	0	0
Prevention and Epi	20	17	6	23	15	8	67	48	10	18	18	9
Symp Ctrl QOL	20	17	14	31	41	28	104	134	148	0	55	55
Non-SWOG Committees§	0	0	0	1	0	0	0	0	0	0	0	0
	<b>67</b>	<b>55</b>	<b>33</b>	<b>137</b>	<b>91</b>	<b>58</b>	<b>694</b>	<b>253</b>	<b>191</b>	<b>18</b>	<b>73</b>	<b>67</b>

§ Registrations to studies for which SWOG no longer has an active disease committee are grouped under “Non-SWOG Committees”, (e.g. Brain, Sarcoma, Gynecology and Head and Neck).

## Patients Registered to Trials Funded by Other Grants by Committee and Type of Institution

	SWOG LAPS			MEMBER			NCORP			NON-SWOG		
	Jan13	Jan14	Jan15	Jan13	Jan14	Jan15	Jan13	Jan14	Jan15	Jan13	Jan14	Jan15
	Dec13	Dec14	Dec15	Dec13	Dec14	Dec15	Dec13	Dec14	Dec15	Dec13	Dec14	Dec15
Breast	0	5	1	0	7	2	0	18	4	0	0	0
Ca Care Delivery	0	74	93	0	1	188	52	185	423	0	0	0
Symp Ctrl QOL	85	0	0	230	0	0	584	0	0	271	0	0
	<b>85</b>	<b>79</b>	<b>94</b>	<b>230</b>	<b>8</b>	<b>190</b>	<b>636</b>	<b>203</b>	<b>427</b>	<b>271</b>	<b>0</b>	<b>0</b>

# Patients Registered to Any Network Trial

	Jan 2010 Dec 2010	Jan 2011 Dec 2011	Jan 2012 Dec 2012	Jan 2013 Dec 2013	Jan 2014 Dec 2014	Jan 2015 Dec 2015	Total
<b>Total</b>	<b>4,666</b>	<b>4,094</b>	<b>5,164</b>	<b>6,036</b>	<b>4,714</b>	<b>4,859</b>	<b>29,533</b>
<b>Study Type</b>							
Phase I and II	909	958	979	834	669	869	5,218
Phase III	3,152	2,501	3,133	3,904	3,676	3,187	19,553
Other*	605	635	1,052	1,298	369	803	4,762
<b>Committee</b>							
Breast	1,595	1,305	1,392	1,508	1,477	1,497	8,774
Ca Care Delivery	0	0	193	583	262	705	1,743
Ca Survivorship	0	0	10	29	11	14	64
Early Tx	76	6	12	14	3	0	111
Gastrointestinal	476	393	350	355	370	358	2,302
Genitourinary	450	397	752	863	1,044	934	4,440
Leukemia	150	170	216	446	600	403	1,985
Lung	524	571	424	423	219	241	2,402
Lymphoma	172	178	304	121	79	96	950
Melanoma	55	64	160	187	145	104	715
Multiple Myeloma	233	272	44	25	121	174	869
Prevention and Epi	0	3	25	128	98	33	287
Symp Ctrl QOL	878	661	1,281	1,325	247	245	4,637
Non-SWOG Committees§	57	74	1	29	38	55	254
<b>Institution Type</b>							
<b>SWOG</b>							
SWOG LAPS	699	641	817	819	813	748	4,537
MEMBER	1,097	968	1,387	1,290	973	1,070	6,785
NCORP	1,751	1,433	1,769	2,068	1,151	1,360	9,532
UCOP	59	60	27	0	0	0	146
Total SWOG	3,606	3,102	4,000	4,177	2,937	3,178	21,000
<b>Non-SWOG</b>							
ALLIANCE	545	494	577	703	593	488	3,400
AMC	0	0	4	0	0	0	4
BMT-CTN	0	0	0	1	0	0	1
CCTG	48	17	37	125	150	109	486
CTSU-NOS	39	0	0	0	0	0	39
ECOG-ACRIN	289	392	446	604	618	547	2,896
GEICAM	0	0	26	339	223	204	792
IBCSG	18	6	0	0	0	0	24
NRG	121	83	74	87	193	220	778
UNICANCER	0	0	0	0	0	113	113
Total Non-SWOG	1,060	992	1,164	1,859	1,777	1,681	8,533

\*Study Type of "Other" includes screening studies and those primarily under the NCORP Research Base.

§ Registrations to studies for which SWOG no longer has an active disease committee are grouped under "Non-SWOG Committees", (e.g. Brain, Sarcoma, Gynecology and Head and Neck).



## Patients Registered to Any Network Trial

	Jan 2010 Dec 2010	Jan 2011 Dec 2011	Jan 2012 Dec 2012	Jan 2013 Dec 2013	Jan 2014 Dec 2014	Jan 2015 Dec 2015	Total
	4,666	4,094	5,164	6,036	4,714	4,859	29,533
<b>SWOG Coordinated</b>	<b>3,671</b>	<b>3,236</b>	<b>3,960</b>	<b>5,037</b>	<b>3,781</b>	<b>4,056</b>	<b>23,741</b>
<b>Study Type</b>							
Phase I and II	839	830	884	789	571	708	4,621
Phase III	2,227	1,771	2,024	2,987	2,917	2,591	14,517
Other*	605	635	1,052	1,261	293	757	4,603
<b>Institution Type</b>							
SWOG LAPS	496	448	527	594	553	538	3,156
MEMBER	725	697	957	862	607	723	4,571
NCORP	1,338	1,039	1,285	1,722	844	1,114	7,342
UCOP	52	60	27	0	0	0	139
NON-SWOG	1,060	992	1,164	1,859	1,777	1,681	8,533
<b>Funding Source</b>							
NCTN Studies	2,793	2,572	2,451	2,990	3,155	3,059	17,020
NCORP Studies	359	48	474	825	336	286	2,328
Other Funded Studies**	519	616	1,035	1,222	290	711	4,393
<b>Non-SWOG Coordinated</b>	<b>995</b>	<b>858</b>	<b>1,204</b>	<b>999</b>	<b>933</b>	<b>803</b>	<b>5,792</b>
<b>Study Type</b>							
Phase I and II	70	128	95	45	98	161	597
Phase III	925	730	1,109	917	759	596	5,036
Other*	0	0	0	37	76	46	159
<b>Institution Type</b>							
SWOG LAPS	203	193	290	225	260	210	1,381
MEMBER	372	271	430	428	366	347	2,214
NCORP	413	394	484	346	307	246	2,190
UCOP	7	0	0	0	0	0	7

\* Study Type of "Other" includes screening studies and those primarily under the NCORP Research Base.

\*\* Other Funded Studies are studies which are non-CTEP, non-DCP.

## Accrual by Institution and Funding Agency

Membership Credited Registrations\* (Excludes screening registrations)

January 1, 2015 – December 31, 2015

	SWOG Coordinated Studies			Non-SWOG Coordinated	Total
	CTEP Funded	NCORP Funded	Other Funding**		
<b>SWOG LAPS</b>					
<b>Birmingham, U of AL (17812)</b>	<b>1</b>	-	-	<b>4</b>	<b>5</b>
<b>Cleveland Clinic OH (301)</b>	<b>36</b>	-	-	<b>38</b>	<b>74</b>
<b>Colorado, U of (10120)</b>	<b>19</b>	-	-	<b>25</b>	<b>44</b>
Mem Hosp, Co Springs (10436)	-	-	-	1	1
Poudre Valley Hosp (11190)	-	-	-	4	4
VA Medical Center (11133)	1	-	-	1	2
<b>Davis, U of CA (10176)</b>	<b>26</b>	-	-	<b>17</b>	<b>43</b>
<b>Fred Hutchinson CRC (11153)</b>	<b>24</b>	<b>7</b>	-	<b>10</b>	<b>41</b>
Kadlec Clinic Hem (12626)	2	-	-	-	2
Wenatchee Valley (8214)	2	-	-	-	2
<b>MD Anderson CC (11439)</b>	<b>74</b>	<b>2</b>	<b>93</b>	<b>11</b>	<b>180</b>
Banner MD Anderson (17761)	-	1	-	-	1
<b>Michigan, U of (4700)</b>	<b>28</b>	<b>2</b>	-	<b>5</b>	<b>35</b>
VAMC Ann Arbor (17769)	1	-	-	-	1
<b>Ohio State Univ (17368)</b>	<b>9</b>	-	-	-	<b>9</b>
<b>Oklahoma, Univ of (17955)</b>	<b>18</b>	-	-	-	<b>18</b>
<b>So Calif, U of (10138)</b>	<b>65</b>	<b>6</b>	-	<b>23</b>	<b>94</b>
<b>Stanford University (12661)</b>	<b>6</b>	-	-	<b>7</b>	<b>13</b>
Cancer Ctr South Bay (22590)	-	-	-	1	1
<b>Utah, U of (2501)</b>	<b>32</b>	<b>1</b>	-	<b>7</b>	<b>40</b>
<b>Wayne State Univ (2701)</b>	<b>19</b>	-	-	<b>22</b>	<b>41</b>
McLaren Cancer Inst (17296)	1	1	-	1	3
<b>Yale University (17377)</b>	<b>50</b>	<b>1</b>	-	<b>27</b>	<b>78</b>
Bridgeport Hospital (17391)	2	1	1	-	4
Florida, Univ of (18727)	3	-	-	-	3
Greenwich Hospital (17379)	1	-	-	5	6
Winthrop-Univ Hosp (20800)	2	-	-	1	3
<b>SWOG LAPS Total</b>	<b>422</b>	<b>22</b>	<b>94</b>	<b>210</b>	<b>748</b>
<b>MEMBERS</b>					
<b>Arizona MC, U of (3009)</b>	<b>14</b>	<b>3</b>	-	<b>8</b>	<b>25</b>
<b>Arkansas, U of (101)</b>	<b>7</b>	<b>2</b>	<b>1</b>	<b>3</b>	<b>13</b>
Sacred Heart Hosp (10549)	4	2	-	1	7
<b>BC Cancer Agency (14112)</b>	<b>4</b>	-	-	-	<b>4</b>
<b>Baylor College (11988)</b>	<b>19</b>	-	-	<b>11</b>	<b>30</b>
<b>Baylor Univ Med Ctr (14205)</b>	<b>1</b>	-	-	<b>2</b>	<b>3</b>
<b>Boston Medical Ctr (10635)</b>	<b>2</b>	-	<b>38</b>	<b>3</b>	<b>43</b>
<b>Brooke Army Med Ctr (10330)</b>	<b>0</b>	-	-	<b>1</b>	<b>1</b>
Eisenhower Army MC (10564)	-	1	-	-	1
<b>Cedars-Sinai Med Ctr (14111)</b>	<b>9</b>	-	-	<b>10</b>	<b>19</b>
<b>Cincinnati MC, U of (10509)</b>	<b>8</b>	-	-	<b>9</b>	<b>17</b>
<b>City of Hope Med Ctr (10082)</b>	<b>57</b>	<b>7</b>	-	<b>16</b>	<b>80</b>
<b>Cookeville Reg MC (13433)</b>	<b>5</b>	-	-	<b>1</b>	<b>6</b>
<b>Desert Hospital (11205)</b>	<b>1</b>	-	<b>18</b>	<b>5</b>	<b>24</b>
<b>H Lee Moffitt CC (11898)</b>	<b>10</b>	-	-	<b>21</b>	<b>31</b>
Watson Clinic Center (11935)	1	1	-	6	8
<b>Harrington CC (11446)</b>	<b>1</b>	-	<b>43</b>	<b>1</b>	<b>45</b>
<b>Henry Ford Hosp (501)</b>	<b>7</b>	-	-	<b>15</b>	<b>22</b>
<b>Irvine, U of CA (10498)</b>	<b>17</b>	<b>5</b>	-	<b>10</b>	<b>32</b>
Long Beach Mem MC (10617)	4	-	-	-	4
PIH Health Hosp (11524)	1	2	-	2	5
St Jude Medical Ctr (11553)	-	-	-	1	1
<b>Kansas, U of (3004)</b>	<b>60</b>	-	-	<b>39</b>	<b>99</b>
Stormont-Vail Health (10496)	2	-	-	6	8
<b>Kentucky, U of (10012)</b>	<b>8</b>	-	-	<b>2</b>	<b>10</b>

	SWOG Coordinated Studies			Non-SWOG Coordinated	Total
	CTEP Funded	NCORP Funded	Other Funding**		
<b>Lahey Hosp &amp; Med Ctr (16037)</b>	<b>11</b>	<b>3</b>	<b>1</b>	<b>6</b>	<b>21</b>
Portsmouth Reg Hosp (18127)	1	-	-	1	2
<b>Loma Linda Univ (10682)</b>	<b>7</b>	<b>-</b>	<b>-</b>	<b>1</b>	<b>8</b>
VAMC Loma Linda (12776)	2	-	-	-	2
<b>Los Angeles, U of CA (10503)</b>	<b>4</b>	<b>-</b>	<b>-</b>	<b>1</b>	<b>5</b>
<b>Loyola University (10080)</b>	<b>18</b>	<b>1</b>	<b>-</b>	<b>6</b>	<b>25</b>
Hem-Onco Consultants (10616)	1	-	-	-	1
Hines-VA Med Ctr (11145)	5	-	11	-	16
Porter Memorial Hosp (21160)	-	1	-	-	1
Quad Cities/Genesis (10424)	1	-	-	-	1
Resurrection Med Ctr (10437)	-	-	-	1	1
Weiss Memorial Hosp (18055)	1	-	-	-	1
<b>MAVERIC (23984)</b>	<b>1</b>	<b>1</b>	<b>-</b>	<b>1</b>	<b>3</b>
VAMC-West Haven (17381)	-	-	-	3	3
<b>Madigan Army Med Ctr (11460)</b>	<b>0</b>	<b>-</b>	<b>-</b>	<b>8</b>	<b>8</b>
<b>Methodist Hospital (15225)</b>	<b>1</b>	<b>-</b>	<b>-</b>	<b>5</b>	<b>6</b>
<b>Mississippi, Univ of (3012)</b>	<b>3</b>	<b>-</b>	<b>-</b>	<b>-</b>	<b>3</b>
Singing River Hosp (12057)	2	-	-	-	2
<b>Northwestern Univ (21514)</b>	<b>11</b>	<b>-</b>	<b>-</b>	<b>14</b>	<b>25</b>
<b>Orange Reg Med Ctr (21395)</b>	<b>0</b>	<b>-</b>	<b>-</b>	<b>4</b>	<b>4</b>
<b>Oregon Hlth Sci Univ (4100)</b>	<b>17</b>	<b>-</b>	<b>-</b>	<b>12</b>	<b>29</b>
Good Samaritan Hosp (14039)	4	1	-	-	5
Salem Hospital (8167)	2	-	-	-	2
<b>Providence Hosp (3500)</b>	<b>8</b>	<b>-</b>	<b>-</b>	<b>4</b>	<b>12</b>
<b>Rochester, Univ of (11400)</b>	<b>26</b>	<b>-</b>	<b>-</b>	<b>59</b>	<b>85</b>
Arnot Ogden Med Ctr (13424)	-	-	-	4	4
<b>San Antonio, U of TX (2400)</b>	<b>22</b>	<b>1</b>	<b>68</b>	<b>9</b>	<b>100</b>
Carolinas Med Ctr (17374)	11	-	-	-	11
SW Cancer & Res Ctr (8215)	1	-	-	-	1
Sinai Hospital (11184)	2	-	-	-	2
Texas Tech Univ HSC (18371)	3	-	-	-	3
Thompson Ca Surv Ctr (10427)	3	-	-	3	6
<b>San Diego, U of CA (18822)</b>	<b>5</b>	<b>-</b>	<b>-</b>	<b>3</b>	<b>8</b>
<b>San Francisco, U-CA (19171)</b>	<b>4</b>	<b>-</b>	<b>-</b>	<b>-</b>	<b>4</b>
<b>St Louis University (10357)</b>	<b>0</b>	<b>-</b>	<b>-</b>	<b>-</b>	<b>0</b>
Christian Hospital (11878)	-	-	-	4	4
<b>Sutter Cancer RC (10714)</b>	<b>13</b>	<b>2</b>	<b>1</b>	<b>11</b>	<b>27</b>
<b>Tennessee, U of (11441)</b>	<b>1</b>	<b>-</b>	<b>-</b>	<b>9</b>	<b>10</b>
U of Tennessee MC (11803)	1	-	-	1	2
<b>Tulane University (1801)</b>	<b>3</b>	<b>3</b>	<b>-</b>	<b>1</b>	<b>7</b>
<b>VAMC Kansas City (11138)</b>	<b>0</b>	<b>-</b>	<b>9</b>	<b>2</b>	<b>11</b>
<b>MEMBERS Total</b>	<b>437</b>	<b>36</b>	<b>190</b>	<b>346</b>	<b>1,009</b>
<b>NCORP</b>					
Baptist MU-NCORP (18730)	5	2	-	4	11
Bay Area NCORP (10706)	2	-	26	-	28
Beaumont NCORP (11434)	9	1	-	6	16
CORA NCORP (23777)	11	-	-	17	28
CRC West MI NCORP (9007)	13	12	-	-	25
Columbia MU-NCORP (18743)	5	1	97	7	110
Columbus NCORP (9005)	21	2	-	2	25
Dayton NCORP (9006)	7	2	-	1	10
Essentia Hlth NCORP (24502)	3	-	-	-	3
Greenville NCORP (10879)	6	1	99	6	112
Gulf South MU-NCORP (10816)	14	20	76	13	123
Hawaii MU-NCORP (10781)	17	5	22	11	55
Heartland NCORP (10211)	47	26	-	3	76
Kaiser Perm NCORP (13655)	103	47	93	133	376
Kansas City NCORP (9010)	12	3	-	4	19
MUSC MU-NCORP (11421)	19	3	-	-	22
Michigan CRC NCORP (11110)	37	2	2	2	43
Montana NCORP (10891)	19	3	10	8	40
Nevada CRF NCORP (13500)	13	-	-	-	13

	SWOG Coordinated Studies			Non-SWOG Coordinated	Total
	CTEP Funded	NCORP Funded	Other Funding**		
New Mexico MU-NCORP (11331)	23	-	-	1	24
Northwest NCORP (9016)	13	6	-	6	25
Ozarks NCORP (10210)	22	-	-	4	26
PCRC NCORP (3007)	35	6	2	13	56
Southeast COR NCORP (11108)	30	7	-	5	42
Wichita NCORP (9017)	40	12	-	-	52
<b>NCORP Total</b>	<b>526</b>	<b>161</b>	<b>427</b>	<b>246</b>	<b>1,360</b>
<b>FOREIGN MEMBERS</b>					
INC, Bogota (Colombia)	6	-	-	-	6
INCan (Mexico)	21	-	-	-	21
King Faisal Spec Hos (Saudi Ar	3	-	-	1	4
National Cancer Ctr (Korea)	30	-	-	-	30
<b>FOREIGN MEMBERS Total</b>	<b>60</b>	<b>-</b>	<b>-</b>	<b>1</b>	<b>61</b>
<b>NON-SWOG</b>					
ALLIANCE	460	28	-	-	488
CCTG	109	-	-	-	109
ECOG-ACRIN	536	11	-	-	547
GEICAM	204	-	-	-	204
NRG	192	28	-	-	220
UNICANCER	113	-	-	-	113
<b>NON-SWOG Total</b>	<b>1614</b>	<b>67</b>	<b>-</b>	<b>-</b>	<b>1,681</b>
<b>Grand Total</b>	<b>3059</b>	<b>286</b>	<b>711</b>	<b>803</b>	<b>4,859</b>

\* Registrations used for membership.

\*\* Other Funded Studies are studies which are non-CTEP , non-DCP.

## Accrual by Institution and Committee

Membership Credited Registrations\* (Excludes screening registrations)

January 1, 2015 – December 31, 2015

	Breast	Ca Care Delivery	Ca Survivorship	Gastrointestinal	Genitourinary	Leukemia	Lung	Lymphoma	Melanoma	Multiple Myeloma	Prevention and Epi	Symp Ctrl QOL	Non-SWOG Committees§	Total
<b>SWOG LAPS</b>														
<b>Birmingham, U of AL (17812)</b>	-	-	-	-	5	-	-	-	-	-	-	-	-	5
<b>Cleveland Clinic OH (301)</b>	8	-	-	11	15	24	6	6	-	4	-	-	-	74
<b>Colorado, U of (10120)</b>	15	-	-	3	17	2	4	-	3	-	-	-	-	44
Mem Hosp, Co Springs (10436)	1	-	-	-	-	-	-	-	-	-	-	-	-	1
Poudre Valley Hosp (11190)	1	-	-	1	1	-	1	-	-	-	-	-	-	4
VA Medical Center (11133)	-	-	-	-	2	-	-	-	-	-	-	-	-	2
<b>Davis, U of CA (10176)</b>	2	-	-	7	25	7	2	-	-	-	-	-	-	43
<b>Fred Hutchinson CRC (11153)</b>	4	-	-	10	14	2	-	4	-	-	-	7	-	41
Kadlec Clinic Hem (12626)	1	-	-	-	1	-	-	-	-	-	-	-	-	2
Wenatchee Valley (8214)	2	-	-	-	-	-	-	-	-	-	-	-	-	2
<b>MD Anderson CC (11439)</b>	27	93	-	23	9	1	20	-	-	5	2	-	-	180
Banner MD Anderson (17761)	-	-	-	-	-	-	-	-	-	-	1	-	-	1
<b>Michigan, U of (4700)</b>	12	-	2	5	8	-	3	-	5	-	-	-	-	35
VAMC Ann Arbor (17769)	-	-	-	-	-	-	1	-	-	-	-	-	-	1
<b>Ohio State Univ (17368)</b>	-	-	-	2	-	-	-	-	7	-	-	-	-	9
<b>Oklahoma, Univ of (17955)</b>	8	-	-	1	3	3	1	-	-	2	-	-	-	18
<b>So Calif, U of (10138)</b>	7	-	-	19	52	-	1	-	-	9	-	6	-	94
<b>Stanford University (12661)</b>	-	-	-	-	-	13	-	-	-	-	-	-	-	13
Cancer Ctr South Bay (22590)	-	-	-	-	-	1	-	-	-	-	-	-	-	1
<b>Utah, U of (2501)</b>	6	-	-	1	26	-	1	-	5	-	-	1	-	40
<b>Wayne State Univ (2701)</b>	15	-	-	8	10	1	2	1	-	4	-	-	-	41
McLaren Cancer Inst (17296)	1	-	-	-	-	1	-	-	-	-	1	-	-	3
<b>Yale University (17377)</b>	13	-	-	29	1	14	4	2	-	4	1	-	10	78
Bridgeport Hospital (17391)	3	-	-	-	-	-	-	-	-	-	1	-	-	4
Florida, Univ of (18727)	-	-	-	-	-	1	-	-	-	2	-	-	-	3
Greenwich Hospital (17379)	6	-	-	-	-	-	-	-	-	-	-	-	-	6
Winthrop-Univ Hosp (20800)	1	-	-	-	2	-	-	-	-	-	-	-	-	3
<b>SWOG LAPS Total</b>	<b>133</b>	<b>93</b>	<b>2</b>	<b>120</b>	<b>191</b>	<b>70</b>	<b>46</b>	<b>13</b>	<b>20</b>	<b>30</b>	<b>6</b>	<b>14</b>	<b>10</b>	<b>748</b>
<b>MEMBERS</b>														
<b>Arizona MC, U of (3009)</b>	3	-	3	1	8	5	1	1	2	1	-	-	-	25
<b>Arkansas, U of (101)</b>	1	-	2	-	3	3	1	-	3	-	-	-	-	13
Sacred Heart Hosp (10549)	3	-	-	-	1	-	-	-	-	-	-	3	-	7
<b>BC Cancer Agency (14112)</b>	-	-	-	-	4	-	-	-	-	-	-	-	-	4
<b>Baylor College (11988)</b>	-	-	-	6	17	4	-	-	-	1	-	-	2	30
<b>Baylor Univ Med Ctr (14205)</b>	1	-	-	2	-	-	-	-	-	-	-	-	-	3
<b>Boston Medical Ctr (10635)</b>	-	38	-	2	-	1	-	-	1	1	-	-	-	43
<b>Brooke Army Med Ctr (10330)</b>	-	-	-	-	-	-	-	1	-	-	-	-	-	1
Eisenhower Army MC (10564)	-	-	-	-	-	-	-	-	-	-	1	-	-	1
<b>Cedars-Sinai Med Ctr (14111)</b>	10	-	-	7	2	-	-	-	-	-	-	-	-	19
<b>Cincinnati MC, U of (10509)</b>	4	-	-	4	6	-	2	1	-	-	-	-	-	17
<b>City of Hope Med Ctr (10082)</b>	15	-	1	6	32	9	3	2	-	1	-	6	5	80
<b>Cookeville Reg MC (13433)</b>	-	1	-	-	-	-	5	-	-	-	-	-	-	6
<b>Desert Hospital (11205)</b>	2	18	-	1	3	-	-	-	-	-	-	-	-	24
<b>H Lee Moffitt CC (11898)</b>	1	-	-	14	7	9	-	-	-	-	-	-	-	31
Watson Clinic Center (11935)	7	-	-	-	-	-	-	-	-	-	-	1	-	8

	Breast	Ca Care Delivery	Ca Survivorship	Gastrointestinal	Genitourinary	Leukemia	Lung	Lymphoma	Melanoma	Multiple Myeloma	Prevention and Epi	Symp Ctrl QOL	Non-SWOG Committees§	Total
<b>Harrington CC (11446)</b>	-	43	-	-	-	1	1	-	-	-	-	-	-	45
<b>Henry Ford Hosp (501)</b>	3	-	-	-	9	-	5	-	-	-	-	-	5	22
<b>Irvine, U of CA (10498)</b>	3	-	-	11	3	5	-	-	1	-	5	3	1	32
Long Beach Mem MC (10617)	4	-	-	-	-	-	-	-	-	-	-	-	-	4
PIH Health Hosp (11524)	-	-	-	-	-	2	1	-	-	-	-	2	-	5
St Jude Medical Ctr (11553)	-	-	-	-	-	-	1	-	-	-	-	-	-	1
<b>Kansas, U of (3004)</b>	18	-	-	20	22	15	6	-	2	15	-	-	1	99
Stormont-Vail Health (10496)	-	-	-	3	2	1	1	-	-	1	-	-	-	8
<b>Kentucky, U of (10012)</b>	2	-	-	2	2	3	1	-	-	-	-	-	-	10
<b>Lahey Hosp &amp; Med Ctr (16037)</b>	7	-	-	3	2	3	1	-	1	1	-	3	-	21
Portsmouth Reg Hosp (18127)	1	-	-	-	-	-	-	-	-	-	-	-	1	2
<b>Loma Linda Univ (10682)</b>	2	-	-	-	5	-	1	-	-	-	-	-	-	8
VAMC Loma Linda (12776)	-	-	-	-	2	-	-	-	-	-	-	-	-	2
<b>Los Angeles, U of CA (10503)</b>	-	-	-	-	-	-	-	-	5	-	-	-	-	5
<b>Loyola University (10080)</b>	3	-	-	1	10	4	-	1	2	3	-	1	-	25
Hem-Onc Consultants (10616)	-	-	-	-	-	-	1	-	-	-	-	-	-	1
Hines-VA Med Ctr (11145)	-	11	-	-	5	-	-	-	-	-	-	-	-	16
Porter Memorial Hosp (21160)	-	-	-	-	-	-	-	-	-	-	-	1	-	1
Quad Cities/Genesis (10424)	1	-	-	-	-	-	-	-	-	-	-	-	-	1
Resurrection Med Ctr (10437)	1	-	-	-	-	-	-	-	-	-	-	-	-	1
Weiss Memorial Hosp (18055)	1	-	-	-	-	-	-	-	-	-	-	-	-	1
<b>MAVERIC (23984)</b>	-	-	-	-	-	1	1	-	-	-	1	-	-	3
VAMC-West Haven (17381)	-	-	-	-	3	-	-	-	-	-	-	-	-	3
<b>Madigan Army Med Ctr (11460)</b>	-	-	-	-	8	-	-	-	-	-	-	-	-	8
<b>Methodist Hospital (15225)</b>	3	-	-	3	-	-	-	-	-	-	-	-	-	6
<b>Mississippi, Univ of (3012)</b>	-	-	-	-	-	2	-	-	-	1	-	-	-	3
Singing River Hosp (12057)	-	-	-	-	-	-	2	-	-	-	-	-	-	2
<b>Northwestern Univ (21514)</b>	10	-	-	1	-	9	-	-	1	-	-	-	4	25
<b>Orange Reg Med Ctr (21395)</b>	-	-	-	-	-	4	-	-	-	-	-	-	-	4
<b>Oregon Hlth Sci Univ (4100)</b>	-	-	-	4	12	6	-	3	-	-	-	-	4	29
Good Samaritan Hosp (14039)	1	-	-	-	2	-	1	-	-	-	-	1	-	5
Salem Hospital (8167)	1	-	-	-	1	-	-	-	-	-	-	-	-	2
<b>Providence Hosp (3500)</b>	5	-	-	2	-	1	-	-	-	4	-	-	-	12
<b>Rochester, Univ of (11400)</b>	8	-	-	14	2	37	3	17	-	3	-	-	1	85
Arnot Ogden Med Ctr (13424)	-	-	-	-	4	-	-	-	-	-	-	-	-	4
<b>San Antonio, U of TX (2400)</b>	7	68	-	6	11	3	3	-	-	1	1	-	-	100
Carolinas Med Ctr (17374)	3	-	-	-	3	-	-	-	-	5	-	-	-	11
SW Cancer & Res Ctr (8215)	1	-	-	-	-	-	-	-	-	-	-	-	-	1
Sinai Hospital (11184)	1	-	-	-	-	-	-	-	-	1	-	-	-	2
Texas Tech Univ HSC (18371)	3	-	-	-	-	-	-	-	-	-	-	-	-	3
Thompson Ca Surv Ctr (10427)	3	-	-	3	-	-	-	-	-	-	-	-	-	6
<b>San Diego, U of CA (18822)</b>	1	-	-	-	1	2	1	-	-	-	-	-	3	8
<b>San Francisco, U-CA (19171)</b>	-	-	-	-	-	-	-	-	4	-	-	-	-	4
<b>St Louis University (10357)</b>	0	-	-	-	-	-	-	-	-	-	-	-	-	0
Christian Hospital (11878)	-	-	-	4	-	-	-	-	-	-	-	-	-	4
<b>Sutter Cancer RC (10714)</b>	6	1	-	4	6	3	-	-	2	1	-	4	-	27
<b>Tennessee, U of (11441)</b>	1	-	-	2	7	-	-	-	-	-	-	-	-	10
U of Tennessee MC (11803)	-	-	-	-	1	-	-	-	-	-	-	-	1	2
<b>Tulane University (1801)</b>	3	-	-	-	-	-	-	-	-	1	-	3	-	7
<b>VAMC Kansas City (11138)</b>	-	9	-	-	2	-	-	-	-	-	-	-	-	11
<b>MEMBERS Total</b>	<b>150</b>	<b>189</b>	<b>6</b>	<b>126</b>	<b>208</b>	<b>133</b>	<b>42</b>	<b>26</b>	<b>24</b>	<b>41</b>	<b>8</b>	<b>28</b>	<b>28</b>	<b>1,009</b>
<b>NCORP</b>														
Baptist MU-NCORP (18730)	5	-	-	-	2	-	2	-	-	-	-	2	-	11
Bay Area NCORP (10706)	1	26	-	-	1	-	-	-	-	-	-	-	-	28
Beaumont NCORP (11434)	6	-	-	-	2	6	1	-	-	-	-	1	-	16
CORA NCORP (23777)	12	-	-	3	6	3	3	-	-	1	-	-	-	28

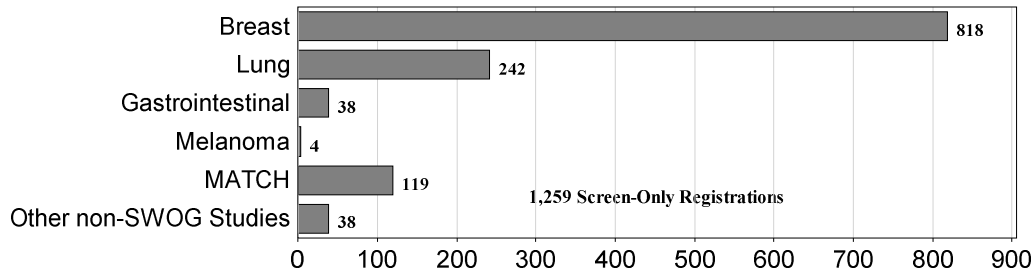
	Breast	Ca Care Delivery	Ca Survivorship	Gastrointestinal	Genitourinary	Leukemia	Lung	Lymphoma	Melanoma	Multiple Myeloma	Prevention and Epi	Symp Ctrl QOL	Non-SWOG Committees§	Total
CRC West MI NCORP (9007)	4	-	-	-	6	-	2	-	-	1	-	12	-	25
Columbia MU-NCORP (18743)	8	97	-	1	-	-	-	3	-	-	-	1	-	110
Columbus NCORP (9005)	8	-	-	3	6	-	3	-	-	3	1	1	-	25
Dayton NCORP (9006)	-	-	-	-	4	1	-	-	1	2	-	2	-	10
Essentia Hlth NCORP (24502)	-	-	-	1	-	-	-	1	-	1	-	-	-	3
Greenville NCORP (10879)	-	99	-	4	-	2	3	1	1	-	-	1	1	112
Gulf South MU-NCORP (10816)	16	76	-	8	2	-	1	-	-	-	-	20	-	123
Hawaii MU-NCORP (10781)	14	22	-	-	3	-	5	5	-	1	3	2	-	55
Heartland NCORP (10211)	7	-	-	7	20	2	7	-	3	4	1	25	-	76
Kaiser Perm NCORP (13655)	43	93	-	27	82	31	14	12	12	9	4	43	6	376
Kansas City NCORP (9010)	5	-	-	-	3	1	1	5	-	1	-	3	-	19
MUSC MU-NCORP (11421)	4	-	3	-	7	8	-	-	-	-	-	-	-	22
Michigan CRC NCORP (11110)	16	-	-	3	4	-	8	3	-	7	-	2	-	43
Montana NCORP (10891)	6	10	-	2	5	2	7	4	-	1	-	3	-	40
Nevada CRF NCORP (13500)	1	-	-	-	10	-	-	-	1	1	-	-	-	13
New Mexico MU-NCORP (11331)	12	-	-	-	8	4	-	-	-	-	-	-	-	24
Northwest NCORP (9016)	6	-	-	1	7	2	-	2	-	1	-	6	-	25
Ozarks NCORP (10210)	9	-	-	3	5	1	3	-	2	1	-	-	2	26
PCRC NCORP (3007)	20	-	-	7	8	3	3	-	1	-	-	6	8	56
Southeast COR NCORP (11108)	15	-	-	5	3	-	6	2	3	1	-	7	-	42
Wichita NCORP (9017)	24	-	-	1	7	-	5	-	2	1	1	11	-	52
<b>NCORP Total</b>	<b>242</b>	<b>423</b>	<b>3</b>	<b>76</b>	<b>201</b>	<b>66</b>	<b>74</b>	<b>38</b>	<b>26</b>	<b>36</b>	<b>10</b>	<b>148</b>	<b>17</b>	<b>1,360</b>
<b>FOREIGN MEMBERS</b>														
INC, Bogota (Colombia)	6	-	-	-	-	-	-	-	-	-	-	-	-	6
INCan (Mexico)	21	-	-	-	-	-	-	-	-	-	-	-	-	21
King Faisal Spec Hos (Saudi Ar	4	-	-	-	-	-	-	-	-	-	-	-	-	4
National Cancer Ctr (Korea)	30	-	-	-	-	-	-	-	-	-	-	-	-	30
<b>FOREIGN MEMBERS Total</b>	<b>61</b>	<b>-</b>	<b>-</b>	<b>-</b>	<b>-</b>	<b>-</b>	<b>-</b>	<b>-</b>	<b>-</b>	<b>-</b>	<b>-</b>	<b>-</b>	<b>-</b>	<b>61</b>
<b>NON-SWOG</b>														
ALLIANCE	158	-	3	20	131	68	36	14	6	27	3	22	-	488
CCTG	86	-	-	-	20	3	-	-	-	-	-	-	-	109
ECOG-ACRIN	238	-	-	10	150	56	21	5	25	31	3	8	-	547
GEICAM	204	-	-	-	-	-	-	-	-	-	-	-	-	204
NRG	112	-	-	6	33	7	22	-	3	9	3	25	-	220
UNICANCER	113	-	-	-	-	-	-	-	-	-	-	-	-	113
<b>NON-SWOG Total</b>	<b>911</b>	<b>-</b>	<b>3</b>	<b>36</b>	<b>334</b>	<b>134</b>	<b>79</b>	<b>19</b>	<b>34</b>	<b>67</b>	<b>9</b>	<b>55</b>	<b>-</b>	<b>1,681</b>
<b>Grand Total</b>	<b>1497</b>	<b>705</b>	<b>14</b>	<b>358</b>	<b>934</b>	<b>403</b>	<b>241</b>	<b>96</b>	<b>104</b>	<b>174</b>	<b>33</b>	<b>245</b>	<b>55</b>	<b>4,859</b>

\* Registrations used for membership

§ Registrations to studies for which SWOG no longer has an active disease committee are grouped under "Non-SWOG Committees", (e.g. Brain, Sarcoma, Gynecology and Head and Neck).

# SWOG Screen-Only\* Registrations to All Studies and Non-SWOG Screen-Only\* Registrations to SWOG Studies

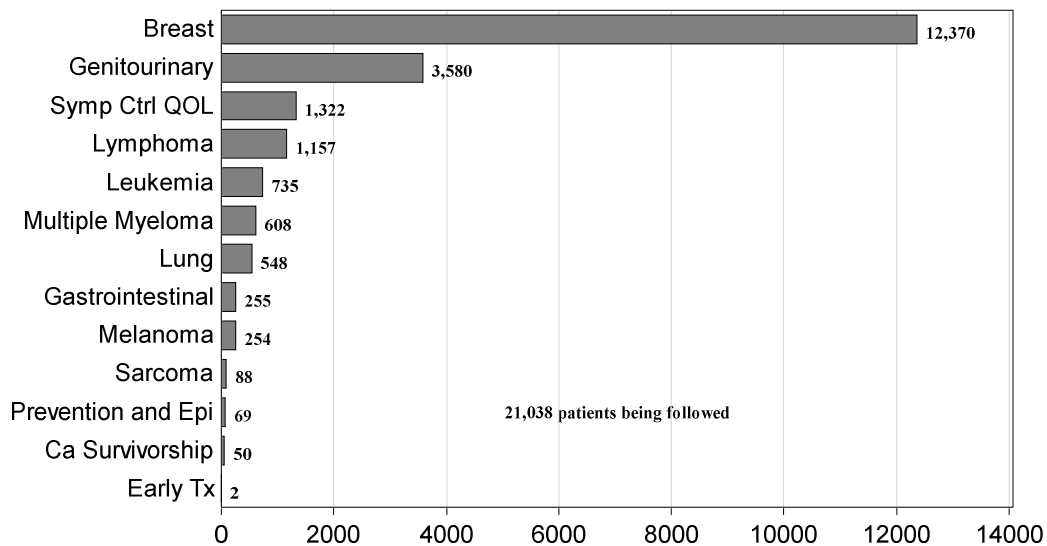
January 2015 through December 2015



\* Registrations onto screening steps without subsequent randomizations onto a treatment trial (e.g. screen failures).

## Number of Patients Being Followed on SWOG Coordinated Trials by Committee

Data as of March 8, 2016





# Patient Characteristics

## January 2015 through December 2015 Registrations

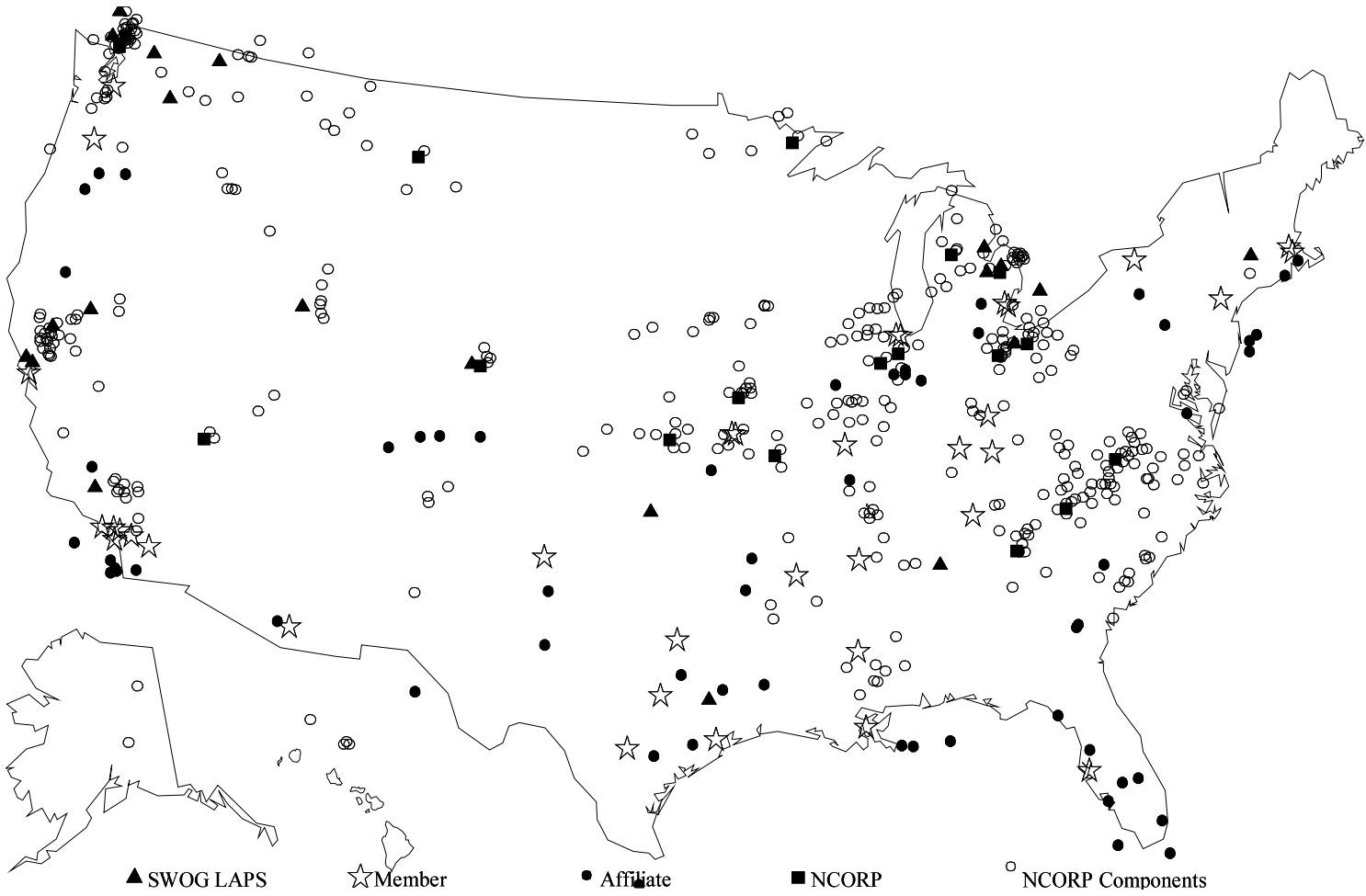
	Phase I and II		Phase III		Other*	
<b>AGE</b>						
Median	65		58		59	
Upper Quartile	71		66		68	
Lower Quartile	57		50		50	
<b>SEX</b>						
Males	529	61%	1122	35%	284	35%
Females	340	39%	2064	65%	519	65%
Unknown	0	0%	1	0%	0	0%
<b>ETHNICITY</b>						
Unknown	34	4%	175	5%	8	1%
Hispanic	43	5%	309	10%	183	23%
Non-Hispanic	792	91%	2703	85%	612	76%
<b>RACE</b>						
Unknown	21	2%	238	7%	19	2%
White	750	86%	2512	79%	578	72%
Black	55	6%	233	7%	152	19%
Asian	35	4%	171	5%	51	6%
Pacific Islander	2	0%	8	0%	0	0%
Native	4	0%	13	0%	2	0%
Multi-Racial	2	0%	12	0%	1	0%

\*Study Type of "Other" includes screening studies and those primarily under the NCORP Research Base.

## January 2012 through December 2015 Registrations

	Jan 2012 Dec 2012		Jan 2013 Dec 2013		Jan 2014 Dec 2014		Jan 2015 Dec 2015	
<b>AGE</b>								
Median	61		61		59		60	
Upper Quartile	68		68		67		68	
Lower Quartile	52		53		51		51	
<b>SEX</b>								
Males	2015	39%	2275	38%	1942	41%	1935	40%
Females	2997	58%	3745	62%	2756	58%	2923	60%
Unknown	152	3%	16	0%	16	0%	1	0%
<b>ETHNICITY</b>								
Unknown	247	5%	189	3%	139	3%	217	4%
Hispanic	473	9%	491	8%	475	10%	535	11%
Non-Hispanic	4444	86%	5356	89%	4100	87%	4107	85%
<b>RACE</b>								
Unknown	227	4%	214	4%	210	4%	278	6%
White	4257	82%	5057	84%	3821	81%	3840	79%
Black	450	9%	494	8%	380	8%	440	9%
Asian	176	3%	207	3%	257	5%	257	5%
Pacific Islander	17	0%	17	0%	13	0%	10	0%
Native	27	1%	28	0%	18	0%	19	0%
Multi-Racial	10	0%	19	0%	15	0%	15	0%

# SWOG Institutions



# SWOG Patient Registrations

January 2015 through December 2015

