

ACCRUAL SUMMARY

CONTENTS

Membership Accrual for All Committees	
SWOG-Credited Registrations.....	4
Registrations to SWOG Coordinated Studies	5
Patients Registered by Committee.....	6
Screen-Only Registrations by Committee	6
Patients Being Followed by Committee	7
Patient Registrations by Funding Source	8
Patients Registered to Any Network Trial	
By Study Type, Committee and Type of Institution	9
By Type of Institution and Committee within Coordinating Group	10
Patient Characteristics by Type of Study	11
SWOG Institutions	12
Patient Registrations by Location.....	13
Membership Accrual By Institution and Funding Source	14
Membership Accrual By Institution and Committee	17

The Accrual Summary includes patient registrations for SWOG coordinated trials as well as those credited to SWOG institutions for non-SWOG coordinated trials. Patients being screened for a study are counted only if they register for a subsequent clinical trial (screen failures are not counted in general accrual numbers).

For time periods prior to 2014, SWOG LAPS and NCORP institutional designations were the former U10 and CCOP institutions respectively. Institution affiliations reflect current roster designations, which may have changed over time.

In the following tables, trials are broken down by various factors including Funding Source and Study Type.

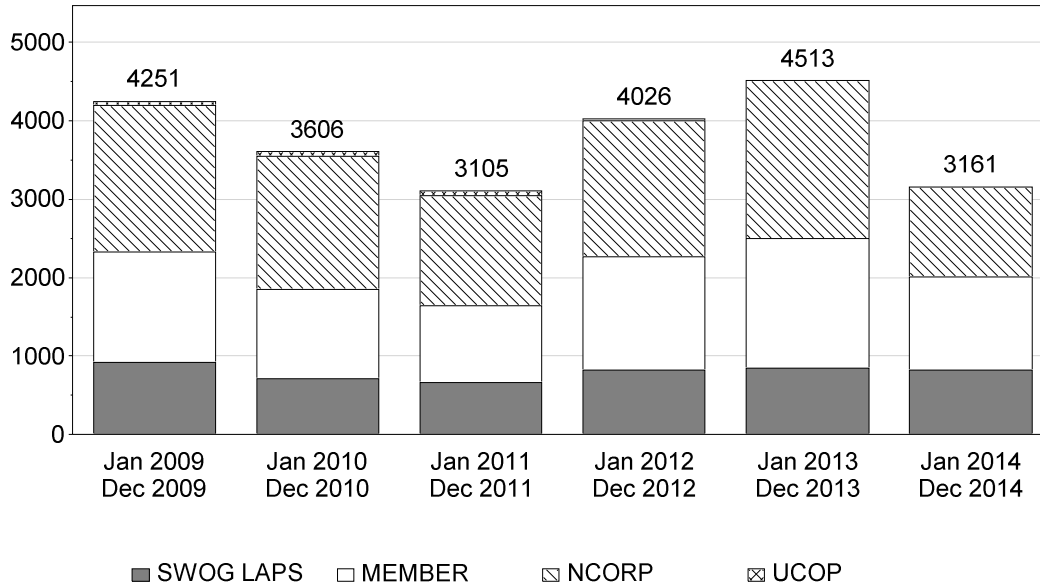
- Studies indicated as “Other Funding” are studies which are not sponsored by CTEP or NCORP.
- Studies listed with Study Type of “Other” include SWOG coordinated S0702, S1204, S1013 and S1008 and as well as other network trials where the studies are primarily under the NCORP Research Base program and considered to be pilot or surveillance studies.

Registrations to studies for which SWOG no longer has an active disease committee are grouped under “Non-SWOG Committees”, (e.g. Brain, Sarcoma, Gynecology and Head and Neck).

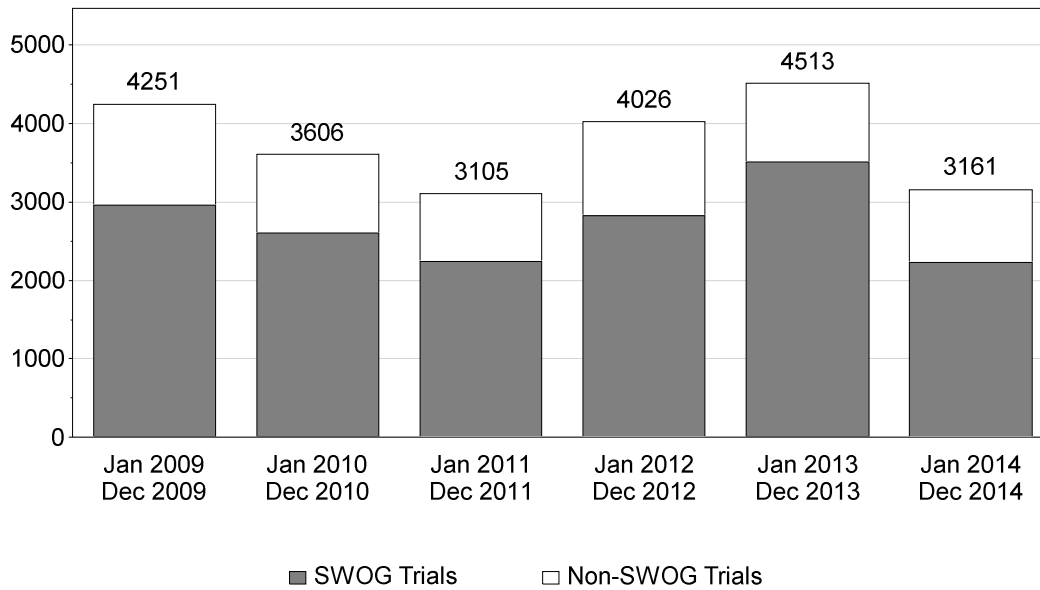
SWOG-Credited Accrual

To Any Network Trial

Type of Institution



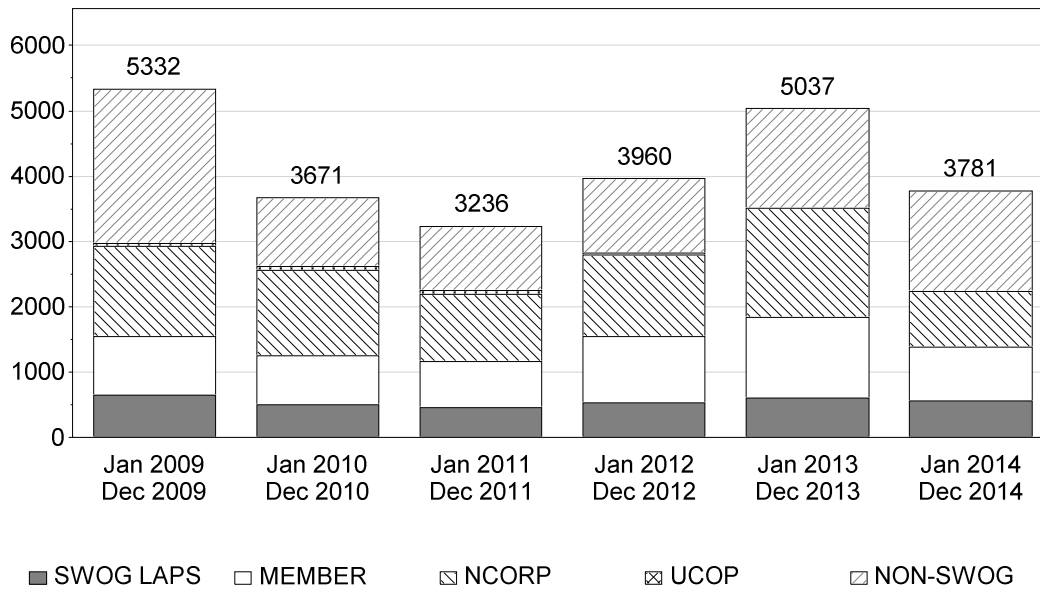
Coordinating Group



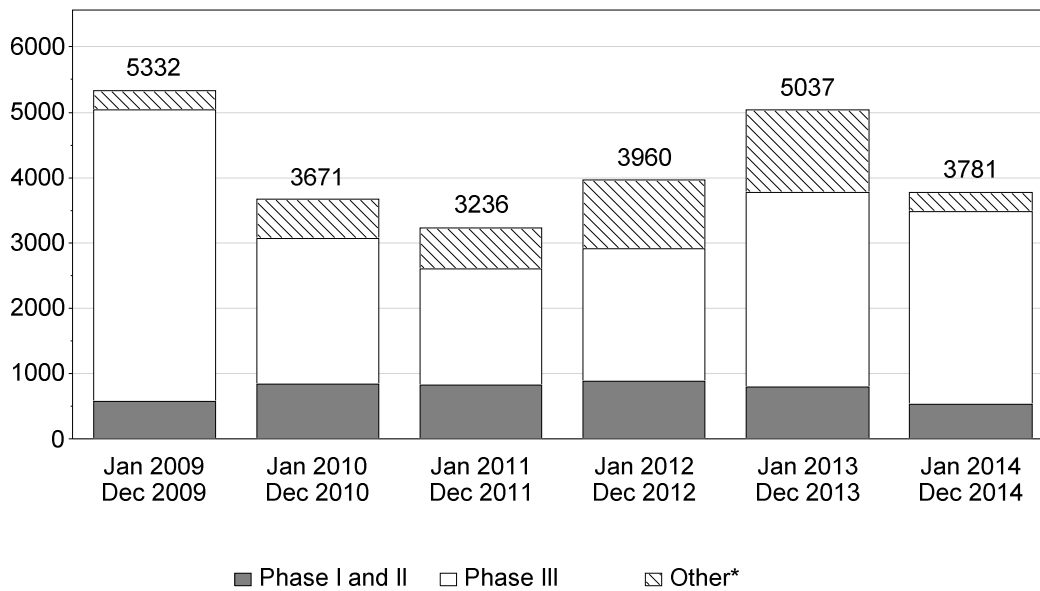
Accrual to SWOG-Coordinated Studies

By Any Network Group

Type of Institution



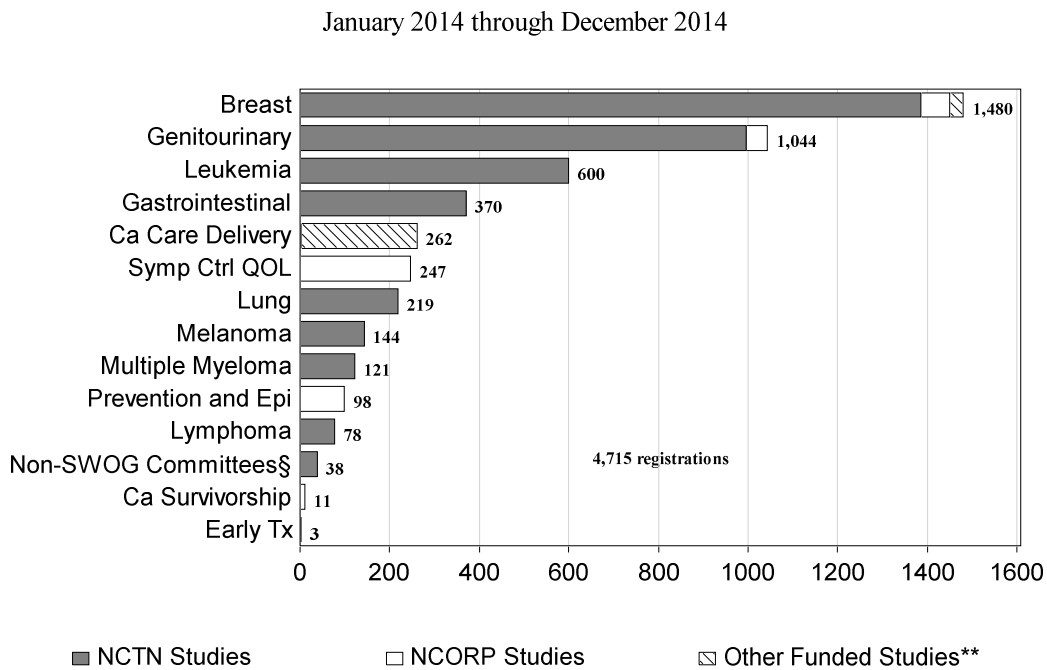
Type of Study



Study Type of "Other" includes nonstandard studies that are primarily under the NCORP Research Base and considered to be pilot or surveillance studies.

SWOG Credited Registrations to All Studies and Non-SWOG Registrations to SWOG Studies

By Committee and Funding Type



§ Registrations to studies for which SWOG no longer has an active disease committee are grouped under “Non-SWOG Committees”, (e.g. Brain, Sarcoma, Gynecology and Head and Neck).

Patients Registered by Type of Institution and Funding Agency

	SWOG Registrations to SWOG Studies			Non-SWOG Registrations to SWOG Studies			SWOG Registrations to Non-SWOG Studies		
	Jan12 Dec12	Jan13 Dec13	Jan14 Dec14	Jan12 Dec12	Jan13 Dec13	Jan14 Dec14	Jan12 Dec12	Jan13 Dec13	Jan14 Dec14
NCTN Studies	1553	1759	1674	898	1231	1481	1166	905	798
NCORP Studies	474	807	263	0	18	73	38	91	136
Other Funded Studies**	795	951	290	240	271	0	0	0	0
	2822	3517	2227	1138	1520	1554	1204	996	934

** Other Funded Studies are studies which are non-CTEP , non-DCP.

Number of Screen-Only* Registrations to SWOG Studies by Committee

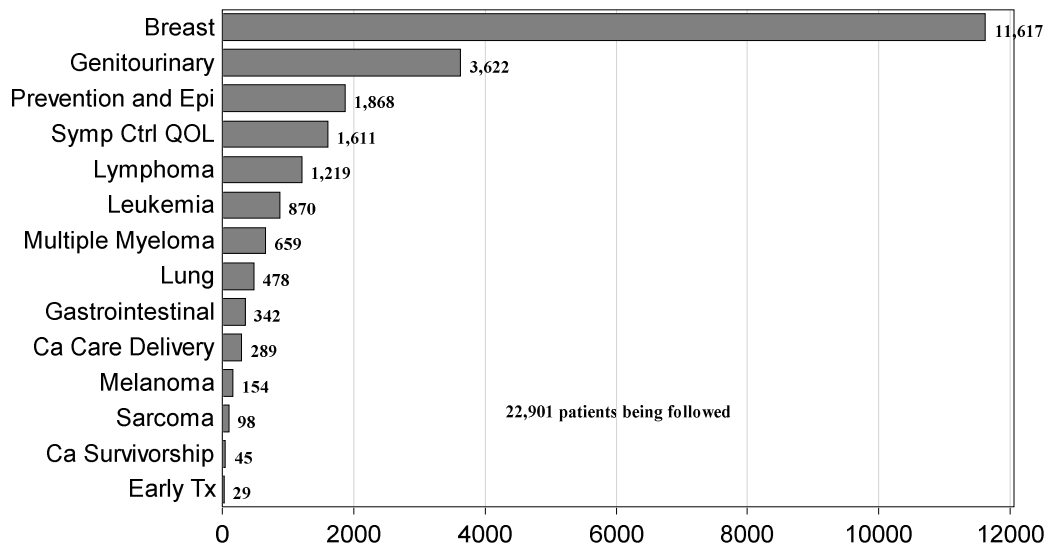
January 2014 through December 2014



* Registrations onto screening steps without subsequent randomizations onto a treatment trial (e.g. screen failures).

Number of Patients Being Followed on SWOG Coordinated Trials by Committee

Data as of March 17, 2015



Patients Registered to NCTN Funded Trials by Committee and Type of Institution

	SWOG LAPS			MEMBER			NCORP			UCOP			NON-SWOG		
	Jan12 Dec12	Jan13 Dec13	Jan14 Dec14	Jan12 Dec12	Jan13 Dec13	Jan14 Dec14	Jan12 Dec12	Jan13 Dec13	Jan14 Dec14	Jan12 Dec12	Jan13 Dec13	Jan14 Dec14	Jan12 Dec12	Jan13 Dec13	Jan14 Dec14
Breast	232	167	148	319	631	439	450	176	170	0	0	0	391	502	628
Early Tx	1	4	1	11	10	2	0	0	0	0	0	0	0	0	0
Gastrointestinal	59	69	72	119	99	121	136	128	121	0	0	0	36	58	56
Genitourinary	225	199	170	194	175	222	132	138	167	27	0	0	136	309	436
Leukemia	39	101	158	69	87	123	37	51	63	0	0	0	71	207	256
Lung	70	80	48	117	110	40	121	115	69	0	0	0	116	118	62
Lymphoma	28	7	10	82	39	29	54	38	24	0	0	0	140	37	15
Melanoma	30	37	39	97	100	76	33	50	29	0	0	0	0	0	0
Multiple Myeloma	3	5	31	18	18	30	15	2	32	0	0	0	8	0	28
Non-SWOG Committees§	0	6	7	0	12	19	1	10	12	0	0	0	0	0	0
	687	675	684	1026	1281	1101	979	708	687	27	0	0	898	1231	1481

Patients Registered to NCORP Funded Trials by Committee and Type of Institution

	SWOG LAPS			MEMBER			NCORP			NON-SWOG		
	Jan12 Dec12	Jan13 Dec13	Jan14 Dec14	Jan12 Dec12	Jan13 Dec13	Jan14 Dec14	Jan12 Dec12	Jan13 Dec13	Jan14 Dec14	Jan12 Dec12	Jan13 Dec13	Jan14 Dec14
Breast	0	6	9	0	6	8	0	20	48	0	0	0
Ca Care Delivery	0	16	1	23	51	1	170	464	0	0	0	0
Ca Survivorship	0	0	0	5	10	0	5	19	11	0	0	0
Genitourinary	10	11	13	16	12	17	12	17	19	0	0	0
Prevention and Epi	4	20	17	14	23	17	7	67	46	0	18	18
Symp Ctrl QOL	21	21	17	59	33	40	166	101	135	0	0	55
Non-SWOG Committees§	0	0	0	0	1	0	0	0	0	0	0	0
	35	74	57	117	136	83	360	688	259	0	18	73

§ Registrations to studies for which SWOG no longer has an active disease committee are grouped under “Non-SWOG Committees”, (e.g. Brain, Sarcoma, Gynecology and Head and Neck).

Patients Registered to Trials Funded by Other Grants by Committee and Type of Institution

	SWOG LAPS			MEMBER			NCORP			NON-SWOG		
	Jan12 Dec12	Jan13 Dec13	Jan14 Dec14	Jan12 Dec12	Jan13 Dec13	Jan14 Dec14	Jan12 Dec12	Jan13 Dec13	Jan14 Dec14	Jan12 Dec12	Jan13 Dec13	Jan14 Dec14
Breast	0	0	5	0	0	8	0	0	17	0	0	0
Ca Care Delivery	0	0	74	0	0	0	0	52	186	0	0	0
Symp Ctrl QOL	104	91	0	298	237	0	393	571	0	240	271	0
	104	91	79	298	237	8	393	623	203	240	271	0

Patients Registered to Any Network Trial

	Jan 2009 Dec 2009	Jan 2010 Dec 2010	Jan 2011 Dec 2011	Jan 2012 Dec 2012	Jan 2013 Dec 2013	Jan 2014 Dec 2014	Total
Total	6,619	4,666	4,097	5,164	6,033	4,715	31,294
Study Type							
Phase I and II	583	909	961	979	834	631	4,897
Phase III	5,735	3,152	2,501	3,133	3,901	3,715	22,137
Other*	301	605	635	1,052	1,298	369	4,260
Committee							
Breast	4,020	1,595	1,305	1,392	1,508	1,480	11,300
Ca Care Delivery	0	0	0	193	583	262	1,038
Ca Survivorship	0	0	0	10	29	11	50
Early Tx	41	76	6	12	14	3	152
Gastrointestinal	471	476	393	350	354	370	2,414
Genitourinary	810	450	397	752	861	1,044	4,314
Leukemia	323	150	170	216	446	600	1,905
Lung	284	524	571	424	423	219	2,445
Lymphoma	102	172	181	304	121	78	958
Melanoma	111	55	64	160	187	144	721
Multiple Myeloma	193	233	272	44	25	121	888
Prevention and Epi	0	0	3	25	128	98	254
Symp Ctrl QOL	264	878	661	1,281	1,325	247	4,656
Non-SWOG Committees§	0	57	74	1	29	38	199
Institution Type							
SWOG							
SWOG LAPS	924	711	658	826	840	820	4,779
MEMBER	1,405	1,135	979	1,441	1,654	1,192	7,806
NCORP	1,870	1,701	1,408	1,732	2,019	1,149	9,879
UCOP	52	59	60	27	0	0	198
Total SWOG	4,251	3,606	3,105	4,026	4,513	3,161	22,662
Non-SWOG							
ALLIANCE	1,109	545	494	577	703	593	4,021
AMC	0	0	0	4	0	0	4
BMT-CTN	6	0	0	0	1	0	7
CTSU-NOS	134	39	0	0	0	0	173
ECOG-ACRIN	586	289	392	446	604	618	2,935
IBCSG	33	18	6	0	0	0	57
NCIC-CTG	241	48	17	37	125	150	618
NRG	259	121	83	74	87	193	817
Total Non-SWOG	2,368	1,060	992	1,138	1,520	1,554	8,632

*Study Type of "Other" includes nonstandard studies that are primarily under the NCORP Research Base and considered to be pilot or surveillance studies.

§ Registrations to studies for which SWOG no longer has an active disease committee are grouped under "Non-SWOG Committees", (e.g. Brain, Sarcoma, Gynecology and Head and Neck).

Patients Registered to Any Network Trial

	Jan 2009 Dec 2009	Jan 2010 Dec 2010	Jan 2011 Dec 2011	Jan 2012 Dec 2012	Jan 2013 Dec 2013	Jan 2014 Dec 2014	Total
	6,619	4,666	4,097	5,164	6,033	4,715	31,294
SWOG Coordinated	5,332	3,671	3,236	3,960	5,037	3,781	25,017
Study Type							
Phase I and II	569	839	830	884	789	534	4,445
Phase III	4,462	2,227	1,771	2,024	2,987	2,954	16,425
Other*	301	605	635	1,052	1,261	293	4,147
Institution Type							
SWOG LAPS	642	508	462	536	611	553	3,312
MEMBER	896	745	700	1,002	1,221	834	5,398
NCORP	1,380	1,306	1,022	1,257	1,685	840	7,490
UCOP	46	52	60	27	0	0	185
NON-SWOG	2,368	1,060	992	1,138	1,520	1,554	8,632
Funding Source							
NCTN Studies	4,993	2,793	2,572	2,451	2,990	3,155	18,954
NCORP Studies	33	359	48	474	825	336	2,075
Other Funded Studies**	231	519	616	1,035	1,222	290	3,913
Not Coded	75	0	0	0	0	0	75
Non-SWOG Coordinated	1,287	995	861	1,204	996	934	6,277
Study Type							
Phase I and II	14	70	131	95	45	97	452
Phase III	1,273	925	730	1,109	914	761	5,712
Other*	0	0	0	0	37	76	113
Institution Type							
SWOG LAPS	282	203	196	290	229	267	1,467
MEMBER	509	390	279	439	433	358	2,408
NCORP	490	395	386	475	334	309	2,389
UCOP	6	7	0	0	0	0	13

* Study Type of "Other" includes nonstandard studies that are primarily under the NCORP Research Base and considered to be pilot or surveillance studies.

** Other Funded Studies are studies which are non-CTEP, non-DCP.

Patient Characteristics

January 2014 through December 2014 Registrations

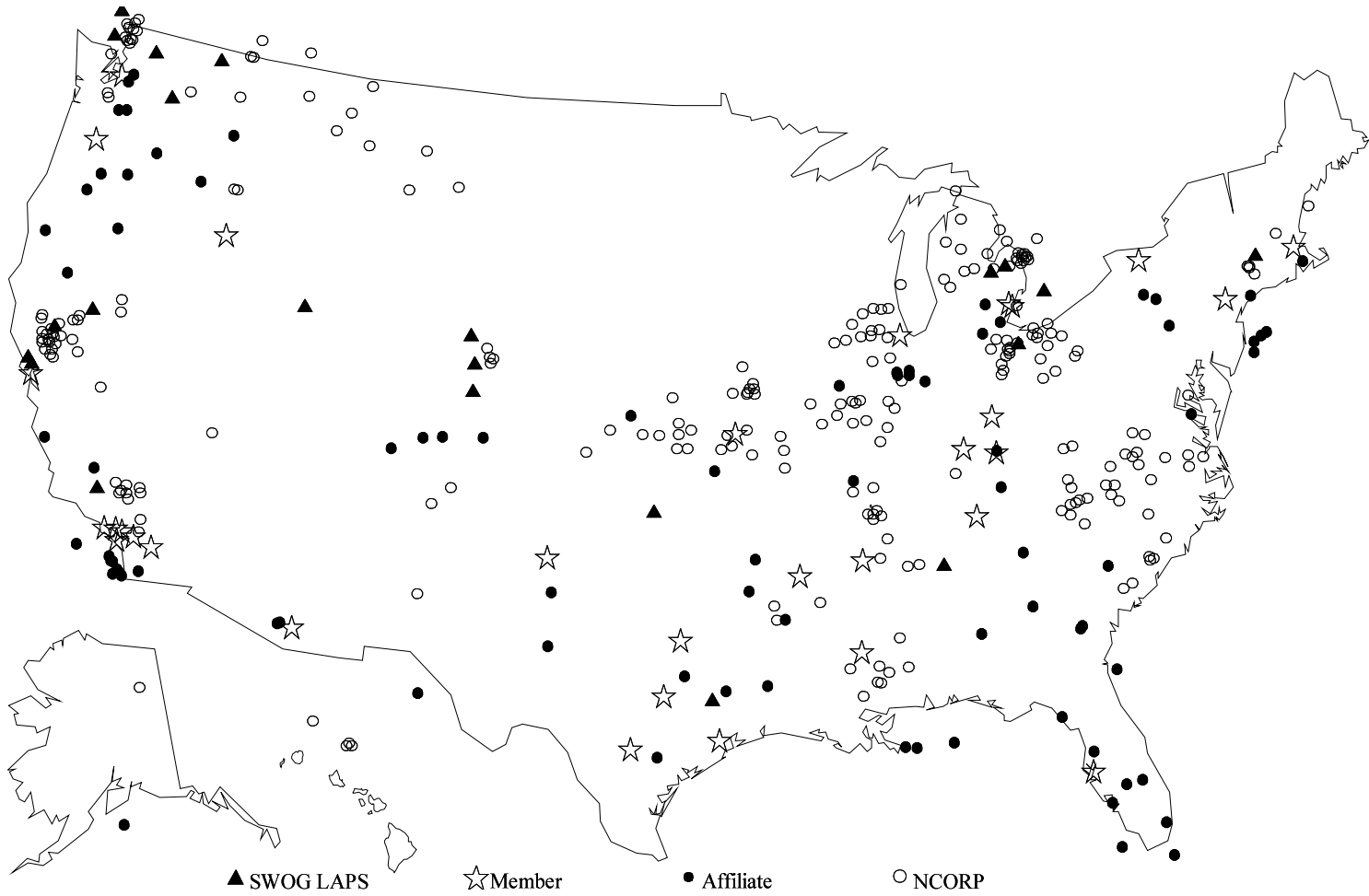
	Phase I and II		Phase III		Other*	
AGE						
Median	62		59		59	
Upper Quartile	70		67		68	
Lower Quartile	51		51		49	
SEX						
Males	339	54%	1500	40%	102	28%
Females	292	46%	2199	59%	267	72%
Unknown	0	0%	16	0%	0	0%
ETHNICITY						
Unknown	14	2%	121	3%	4	1%
Hispanic	61	10%	325	9%	89	24%
Non-Hispanic	556	88%	3269	88%	276	75%
RACE						
Unknown	25	4%	169	5%	16	4%
White	510	81%	3054	82%	256	69%
Black	58	9%	256	7%	69	19%
Asian	33	5%	200	5%	23	6%
Pacific Islander	1	0%	10	0%	2	1%
Native	0	0%	16	0%	2	1%
Multi-Racial	4	1%	10	0%	1	0%

*Study Type of "Other" includes nonstandard studies that are primarily under the NCORP Research Base and considered to be pilot or surveillance studies.

January 2011 through December 2014 Registrations

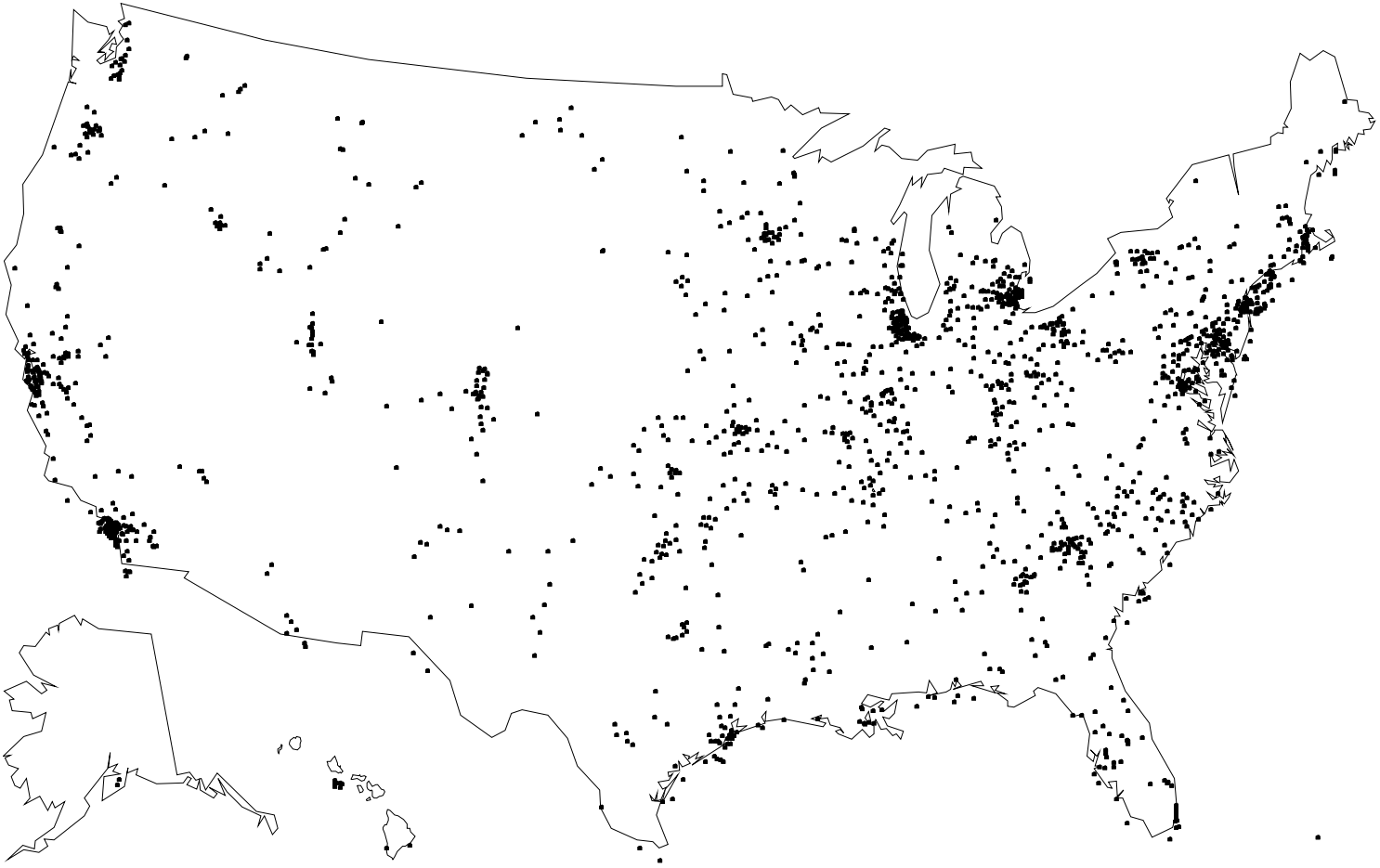
	Jan 2011 Dec 2011		Jan 2012 Dec 2012		Jan 2013 Dec 2013		Jan 2014 Dec 2014	
AGE								
Median	59		61		61		59	
Upper Quartile	68		68		68		67	
Lower Quartile	51		52		53		51	
SEX								
Males	1574	38%	2015	39%	2273	38%	1941	41%
Females	2516	61%	2997	58%	3744	62%	2758	58%
Unknown	7	0%	152	3%	16	0%	16	0%
ETHNICITY								
Unknown	203	5%	247	5%	189	3%	139	3%
Hispanic	315	8%	473	9%	491	8%	475	10%
Non-Hispanic	3579	87%	4444	86%	5353	89%	4101	87%
RACE								
Unknown	120	3%	227	4%	214	4%	210	4%
White	3411	83%	4257	82%	5055	84%	3820	81%
Black	404	10%	450	9%	493	8%	383	8%
Asian	105	3%	176	3%	207	3%	256	5%
Pacific Islander	29	1%	17	0%	17	0%	13	0%
Native	20	0%	27	1%	28	0%	18	0%
Multi-Racial	8	0%	10	0%	19	0%	15	0%

SWOG Institutions



SWOG Patient Registrations

January 2014 through December 2014



Accrual by Institution

Membership Credited Registrations* (Excludes screening registrations)

January 1, 2014 – December 31, 2014

	SWOG Coordinated Studies			Non-SWOG Coordinated	Total
	CTEP Funded	NCORP Funded	Other Funding**		
SWOG LAPS					
Birmingham, U of AL (17812)	15	-	-	1	16
Cleveland Clinic OH (301)	30	-	-	43	73
Colorado, U of (10120)	18	-	-	23	41
Mem Hosp, Co Springs (10436)	6	-	-	6	12
Poudre Valley Hosp (11190)	5	1	-	4	10
Shaw Reg Cancer Ctr (12437)	-	-	-	2	2
Davis, U of CA (10176)	36	-	-	14	50
NorthBay Med Ctr (10180)	-	-	-	1	1
St Elizabeth's MC (11173)	-	1	-	-	1
Fred Hutchinson CRC (11153)	5	1	-	3	9
Skagit Valley Hosp (10666)	-	-	-	1	1
Wenatchee Valley (8214)	2	-	-	-	2
MD Anderson (11439)	73	8	74	8	163
Michigan, U of (4700)	24	2	2	17	45
MidMichigan Med Ctr (11812)	2	-	-	-	2
Ohio State Univ (17368)	3	-	-	11	14
Oklahoma, Univ of (17955)	21	-	-	1	22
So Calif, U of (10138)	66	11	-	17	94
Stanford University (12661)	36	-	-	30	66
Utah, U of (2501)	42	1	1	10	54
Wayne State Univ (2701)	16	4	-	23	43
McLaren Cancer Inst (17296)	6	2	-	8	16
Yale University (17377)	29	-	2	31	62
Florida, Univ of (18727)	6	-	-	4	10
Greenwich Hospital (17379)	-	1	-	-	1
VAMC-West Haven (17381)	-	-	-	6	6
Winthrop-Univ Hosp (20800)	1	-	-	3	4
SWOG LAPS Total	442	32	79	267	820
MEMBERS					
Arizona MC, U of (3009)	24	-	-	22	46
Arkansas, U of (101)	2	-	-	11	13
CHI St Vincent CC (15935)	-	-	-	2	2
Highlands Onc Group (10885)	-	-	-	3	3
Mercy Hosp Ft Smith (8262)	-	-	-	1	1
Sacred Heart Hosp (10549)	3	6	-	2	11
UF Cancer Center (10955)	3	-	-	1	4
BC Cancer Agency (14112)	9	-	-	-	9
Baylor College (11988)	31	-	-	16	47
Baylor Univ Med Ctr (14205)	1	-	-	9	10
Brooke Army Med Ctr (10330)	0	-	-	-	0
S Georgia Med Ctr (10807)	2	1	-	1	4
Cedars-Sinai Med Ctr (14111)	13	3	-	9	25
Cincinnati MC, U of (10509)	3	-	-	10	13
Baptist Health (11292)	1	-	-	3	4
Good Samaritan Hosp (11488)	1	-	-	-	1
City of Hope Med Ctr (10082)	49	6	4	12	71
Cookeville Reg MC (13433)	2	-	-	1	3
Desert Hospital (11205)	1	-	-	2	3
H Lee Moffitt CC (11898)	26	-	-	31	57
Broward Health MC (11938)	1	-	-	-	1
St Joseph's/Candler (11980)	2	-	-	6	8
Weissman Cancer Ctr (11941)	-	4	-	1	5

	SWOG Coordinated Studies			Non-SWOG Coordinated	Total
	CTEP Funded	NCORP Funded	Other Funding**		
MEMBERS (cont.)					
Harrington CC (11446)	0	-	-	3	3
Henry Ford Hosp (501)	11	-	-	4	15
Irvine, U of CA (10498)	13	2	-	14	29
Long Beach Mem MC (10617)	1	-	-	-	1
Presbyterian Hosp (11524)	1	1	-	-	2
St Jude Medical Ctr (11553)	3	-	-	2	5
Kansas, U of (3004)	52	1	-	28	81
Good Samaritan Hosp (10628)	-	-	-	2	2
Stormont-Vail Health (10496)	1	-	-	6	7
Kentucky, U of (10012)	19	-	-	3	22
Lahey Hosp & Med Ctr (16037)	9	8	1	6	24
Loma Linda Univ (10682)	6	-	-	1	7
Los Angeles, U of CA (10503)	3	-	-	16	19
Loyola University (10080)	28	-	1	17	46
Hem-Onc Consultants (10616)	1	-	-	-	1
Hines-VA Med Ctr (11145)	-	-	-	1	1
Porter Memorial Hosp (21160)	-	1	-	-	1
Resurrection Med Ctr (10437)	1	-	-	-	1
Weiss Memorial Hosp (18055)	1	-	-	1	2
Methodist Hospital (15225)	4	-	-	3	7
Mississippi, Univ of (3012)	5	-	-	2	7
NE Georgia Med Ctr (11339)	-	1	-	-	1
Singing River Hosp (12057)	1	-	-	-	1
St Joseph Hospital (11546)	2	-	-	-	2
Orange Reg Med Ctr (21395)	1	-	-	3	4
Oregon Hlth Sci Univ (4100)	19	-	-	-	19
Asante Rogue Reg MC (8290)	3	-	-	1	4
Good Samaritan Hosp (14039)	6	4	-	-	10
Mid-Columbia Med Ctr (15175)	-	-	-	1	1
Salem Hospital (8167)	1	-	-	4	5
PCRC NCORP (3007)	0	-	-	-	0
Highline Cancer Ctr (16249)	1	2	-	2	5
Rockwood Clinic, PS (11435)	1	-	-	-	1
Providence Hosp (3500)	7	-	-	11	18
Rochester, Univ of (11400)	39	-	-	53	92
Arnot Ogden Med Ctr (13424)	1	-	-	-	1
San Antonio, U of TX (2400)	16	2	-	-	18
Carolinas Med Ctr (17374)	12	-	-	1	13
SW Cancer & Res Ctr (8215)	1	-	-	-	1
Schumpert St Mary (10398)	-	2	-	-	2
Sinai Hospital (11184)	1	-	1	1	3
Texas Tech Univ (17431)	-	3	-	-	3
Texas Tech Univ HSC (18371)	1	2	-	-	3
Thompson Ca Surv Ctr (10427)	3	-	1	5	9
San Diego, U of CA (18822)	9	-	-	5	14
San Francisco, U-CA (19171)	4	-	-	-	4
Scott & White Mem (1501)	1	-	-	2	3
St Louis University (10357)	0	-	-	-	0
Christian Hosp NE/NW (11878)	-	-	-	1	1
Sutter Cancer RC (10714)	6	1	-	10	17
Sutter General Hosp (10712)	5	-	-	4	9
Tennessee, U of (11441)	2	-	-	1	3
Univ of Louisville (11293)	2	-	-	-	2
Women & Infants Hosp (13928)	0	-	-	1	1
MEMBERS Total	478	50	8	358	894
NCORP					
Baptist MU-NCORP (18730)	2	-	-	5	7
Bay Area NCORP (10706)	-	-	41	-	41
Beaumont NCORP (11434)	12	5	-	9	26
Boston MC MBCCOP (16686)	3	-	34	3	40
Columbia MU-NCORP (18743)	8	11	38	19	76

	SWOG Coordinated Studies			Non-SWOG Coordinated	Total
	CTEP Funded	NCORP Funded	Other Funding**		
NCORP (cont.)					
Columbus NCORP (9005)	18	-	-	3	21
Dayton NCORP (9006)	13	3	-	5	21
Greenville NCORP (10879)	7	7	59	7	80
Gulf South MU-NCORP (10816)	13	3	-	8	24
Hawaii MU-NCORP (10781)	6	1	9	3	19
Heartland NCORP (10211)	38	32	6	21	97
Kaiser Vallejo NCORP (13655)	53	42	-	94	189
Kansas City NCORP (9010)	14	-	-	5	19
MUSC MU-NCORP (11421)	15	2	-	8	25
Michigan CRC NCORP (11110)	51	7	2	1	61
Montana NCORP (10891)	17	2	3	15	37
Nevada CRF NCORP (13500)	16	1	-	-	17
New Mexico MU-NCORP (11331)	23	1	-	3	27
Northwest NCORP (9016)	11	-	-	27	38
Ozarks NCORP (10210)	15	3	-	12	30
PCRC NCORP (3007)	31	9	8	35	83
Southeast CCC NCORP (11108)	33	13	3	5	54
Tulane Univ MBCCOP (18998)	1	3	-	1	5
Upstate Carolina (10122)	10	13	-	8	31
West Michigan NCORP (9007)	17	12	-	9	38
Wichita NCORP (9017)	29	11	-	3	43
NCORP Total	456	181	203	309	1,149
FOREIGN					
GEICAM (Spain)	223	-	-	-	223
INC, Bogota (Colombia)	5	-	-	-	5
INCan (Mexico)	21	-	-	-	21
National Cancer Ctr (KOREA)	49	-	-	-	49
FOREIGN Total	298	-	-	-	298
OTHER GROUPS					
ACOSOG	5	-	-	-	5
ALLIANCE	447	26	-	-	473
CALGB	94	3	-	-	97
CTSU	3	-	-	-	3
ECOG	96	1	-	-	97
ECOG-ACRIN	506	14	-	-	520
GOG	1	-	-	-	1
NCCTG	15	1	-	-	16
NCIC-CTG	150	-	-	-	150
NRG	150	22	-	-	172
NSABP	14	4	-	-	18
RTOG	-	2	-	-	2
OTHER GROUPS Total	1481	73	-	-	1,554
Grand Total	3155	336	290	934	4,715

* Registrations used for membership.

** Other Funded Studies are studies which are non-CTEP , non-DCP.

Accrual by Institution and Committee

Membership Credited Registrations* (Excludes screening registrations)

January 1, 2014 – December 31, 2014

	Breast	Ca Care Delivery	Early Tx	Gastrointestinal	Genitourinary	Leukemia	Lung	Lymphoma	Melanoma	Multiple Myeloma	Non-SWOG Committees ^a	Prevention and Epi	Ca Survivorship	Symp Ctrl QOL	Total
SWOG LAPS															
Birmingham, U of AL (17812)	-	-	-	-	1	15	-	-	-	-	-	-	-	-	16
Cleveland Clinic OH (301)	12	-	-	5	21	22	5	3	1	4	-	-	-	-	73
Colorado, U of (10120)	8	-	-	-	18	4	2	-	9	-	-	-	-	-	41
Mem Hosp, Co Springs (10436)	8	-	-	1	-	-	1	-	2	-	-	-	-	-	12
Poudre Valley Hosp (11190)	3	-	-	-	2	1	1	2	-	-	-	1	-	-	10
Shaw Reg Cancer Ctr (12437)	1	-	-	-	1	-	-	-	-	-	-	-	-	-	2
Davis, U of CA (10176)	4	-	-	8	17	8	10	1	-	2	-	-	-	-	50
NorthBay Med Ctr (10180)	1	-	-	-	-	-	-	-	-	-	-	-	-	-	1
St Elizabeth's MC (11173)	-	-	-	-	-	-	-	-	-	-	-	1	-	-	1
Fred Hutchinson CRC (11153)	2	-	-	2	2	-	-	2	-	-	-	-	-	1	9
Skagit Valley Hosp (10666)	1	-	-	-	-	-	-	-	-	-	-	-	-	-	1
Wenatchee Valley (8214)	2	-	-	-	-	-	-	-	-	-	-	-	-	-	2
MD Anderson (11439)	43	74	-	3	8	3	13	-	-	11	-	8	-	-	163
Michigan, U of (4700)	22	-	-	8	9	2	2	-	-	-	-	-	-	2	45
MidMichigan Med Ctr (11812)	2	-	-	-	-	-	-	-	-	-	-	-	-	-	2
Ohio State Univ (17368)	-	-	-	-	-	-	-	-	14	-	-	-	-	-	14
Oklahoma, Univ of (17955)	5	-	-	5	3	6	2	-	-	-	1	-	-	-	22
So Calif, U of (10138)	4	-	1	22	45	1	2	-	-	8	-	4	-	7	94
Stanford University (12661)	-	-	-	-	-	66	-	-	-	-	-	-	-	-	66
Utah, U of (2501)	8	-	-	1	37	-	-	-	7	-	-	-	-	1	54
Wayne State Univ (2701)	10	1	-	6	5	9	1	1	3	3	-	1	-	3	43
McLaren Cancer Inst (17296)	10	-	-	-	1	-	1	-	-	-	-	1	-	3	16
Yale University (17377)	14	-	-	9	6	14	8	1	3	1	6	-	-	-	62
Florida, Univ of (18727)	-	-	-	2	-	6	-	-	-	2	-	-	-	-	10
Greenwich Hospital (17379)	-	-	-	-	-	-	-	-	-	-	-	1	-	-	1
VAMC-West Haven (17381)	-	-	-	-	6	-	-	-	-	-	-	-	-	-	6
Winthrop-Univ Hosp (20800)	2	-	-	-	1	1	-	-	-	-	-	-	-	-	4
SWOG LAPS Total	162	75	1	72	183	158	48	10	39	31	7	17	-	17	820
MEMBERS															
Arizona MC, U of (3009)	8	-	-	6	13	8	3	3	5	-	-	-	-	-	46
Arkansas, U of (101)	-	-	-	3	3	-	1	-	5	-	1	-	-	-	13
CHI St Vincent CC (15935)	-	-	-	-	2	-	-	-	-	-	-	-	-	-	2
Highlands Onc Group (10885)	-	-	-	-	-	-	-	-	3	-	-	-	-	-	3
Mercy Hosp Ft Smith (8262)	1	-	-	-	-	-	-	-	-	-	-	-	-	-	1
Sacred Heart Hosp (10549)	3	-	-	-	-	1	-	-	-	1	-	-	-	6	11
UF Cancer Center (10955)	2	-	-	-	1	-	-	1	-	-	-	-	-	-	4
BC Cancer Agency (14112)	-	-	-	-	9	-	-	-	-	-	-	-	-	-	9
Baylor College (11988)	-	-	-	9	30	3	1	-	-	-	4	-	-	-	47
Baylor Univ Med Ctr (14205)	4	-	-	-	-	-	-	-	6	-	-	-	-	-	10
Brooke Army Med Ctr (10330)	0	-	-	-	-	-	-	-	-	-	-	-	-	-	0
S Georgia Med Ctr (10807)	-	-	-	1	2	-	-	-	-	-	-	-	-	1	4
Cedars-Sinai Med Ctr (14111)	6	-	-	10	6	-	-	-	-	-	-	-	-	3	25
Cincinnati MC, U of (10509)	3	-	-	1	2	3	-	-	4	-	-	-	-	-	13
Baptist Health (11292)	4	-	-	-	-	-	-	-	-	-	-	-	-	-	4
Good Samaritan Hosp (11488)	-	-	-	1	-	-	-	-	-	-	-	-	-	-	1
City of Hope Med Ctr (10082)	18	-	-	2	32	9	1	-	-	3	-	1	-	5	71
Cookeville Reg MC (13433)	2	1	-	-	-	-	-	-	-	-	-	-	-	-	3
Desert Hospital (11205)	1	-	-	1	1	-	-	-	-	-	-	-	-	-	3

	Breast	Ca Care Delivery	Early Tx	Gastrointestinal	Genitourinary	Leukemia	Lung	Lymphoma	Melanoma	Multiple Myeloma	Non-SWOG Committees	Prevention and Epi	Ca Survivorship	Symp Ctrl QOL	Total
MEMBERS (cont.)															
H Lee Moffitt CC (11898)	4	-	-	17	16	13	-	-	7	-	-	-	-	-	57
Broward Health MC (11938)	-	-	-	-	1	-	-	-	-	-	-	-	-	-	1
St Joseph's/Candler (11980)	4	-	-	1	3	-	-	-	-	-	-	-	-	-	8
Weissman Cancer Ctr (11941)	1	-	-	-	-	-	-	-	-	-	-	4	-	-	5
Harrington CC (11446)	3	-	-	-	-	-	-	-	-	-	-	-	-	-	3
Henry Ford Hosp (501)	6	-	1	1	4	-	2	-	1	-	-	-	-	-	15
Irvine, U of CA (10498)	1	-	-	10	8	3	-	-	2	1	-	2	-	2	29
Long Beach Mem MC (10617)	1	-	-	-	-	-	-	-	-	-	-	-	-	-	1
Presbyterian Hosp (11524)	-	-	-	-	1	-	-	-	-	-	-	-	-	1	2
St Jude Medical Ctr (11553)	-	-	-	1	2	-	-	-	-	1	1	-	-	-	5
Kansas, U of (3004)	16	-	-	9	18	22	4	-	4	7	-	1	-	-	81
Good Samaritan Hosp (10628)	2	-	-	-	-	-	-	-	-	-	-	-	-	-	2
Stormont-Vail Health (10496)	3	-	-	-	3	1	-	-	-	-	-	-	-	-	7
Kentucky, U of (10012)	4	-	-	-	5	9	2	1	-	-	-	-	-	1	22
Lahey Hosp & Med Ctr (16037)	4	-	-	3	1	-	7	-	-	-	-	2	-	7	24
Loma Linda Univ (10682)	3	-	-	-	4	-	-	-	-	-	-	-	-	-	7
Los Angeles, U of CA (10503)	-	-	-	-	-	-	-	-	19	-	-	-	-	-	19
Loyola University (10080)	8	-	-	2	13	8	2	2	-	3	8	-	-	-	46
Hem-Onc Consultants (10616)	1	-	-	-	-	-	-	-	-	-	-	-	-	-	1
Hines-VA Med Ctr (11145)	-	-	-	1	-	-	-	-	-	-	-	-	-	-	1
Porter Memorial Hosp (21160)	-	-	-	-	-	-	-	-	-	-	-	-	-	1	1
Resurrection Med Ctr (10437)	1	-	-	-	-	-	-	-	-	-	-	-	-	-	1
Weiss Memorial Hosp (18055)	1	-	-	1	-	-	-	-	-	-	-	-	-	-	2
Methodist Hospital (15225)	4	-	-	3	-	-	-	-	-	-	-	-	-	-	7
Mississippi, Univ of (3012)	-	-	-	1	2	3	-	-	1	-	-	-	-	-	7
NE Georgia Med Ctr (11339)	-	-	-	-	-	-	-	-	-	-	-	1	-	-	1
Singing River Hosp (12057)	-	-	-	-	-	-	1	-	-	-	-	-	-	-	1
St Joseph Hospital (11546)	2	-	-	-	-	-	-	-	-	-	-	-	-	-	2
Orange Reg Med Ctr (21395)	-	-	-	-	1	-	1	-	-	-	2	-	-	-	4
Oregon Hlth Sci Univ (4100)	-	-	-	-	12	7	-	-	-	-	-	-	-	-	19
Asante Rogue Reg MC (8290)	1	-	-	-	2	-	-	-	-	1	-	-	-	-	4
Good Samaritan Hosp (14039)	2	-	-	1	2	1	-	-	-	-	-	-	-	4	10
Mid-Columbia Med Ctr (15175)	-	-	-	1	-	-	-	-	-	-	-	-	-	-	1
Salem Hospital (8167)	-	-	-	3	1	-	-	-	-	-	-	-	-	1	5
PCRC NCORP (3007)	0	-	-	-	-	-	-	-	-	-	-	-	-	-	0
Highline Cancer Ctr (16249)	2	-	-	1	-	-	-	-	-	-	-	1	-	1	5
Rockwood Clinic, PS (11435)	-	-	-	-	1	-	-	-	-	-	-	-	-	-	1
Providence Hosp (3500)	3	-	-	3	-	-	2	-	-	8	-	-	-	2	18
Rochester, Univ of (11400)	4	-	-	19	8	31	4	22	2	2	-	-	-	-	92
Arnot Ogden Med Ctr (13424)	-	-	-	-	-	-	1	-	-	-	-	-	-	-	1
San Antonio, U of TX (2400)	2	-	1	-	12	-	1	-	-	-	-	2	-	-	18
Carolinas Med Ctr (17374)	2	-	-	-	5	-	2	-	1	3	-	-	-	-	13
SW Cancer & Res Ctr (8215)	1	-	-	-	-	-	-	-	-	-	-	-	-	-	1
Schumpert St Mary (10398)	-	-	-	-	-	-	-	-	-	-	-	-	-	2	2
Sinai Hospital (11184)	1	-	-	-	-	-	1	-	1	-	-	-	-	-	3
Texas Tech Univ (17431)	-	-	-	-	-	-	-	-	-	-	-	3	-	-	3
Texas Tech Univ HSC (18371)	1	-	-	-	-	-	-	-	-	-	-	-	-	2	3
Thompson Ca Surv Ctr (10427)	4	-	-	1	-	-	-	-	4	-	-	-	-	-	9
San Diego, U of CA (18822)	2	-	-	2	3	1	4	-	2	-	-	-	-	-	14
San Francisco, U-CA (19171)	-	-	-	-	-	-	-	-	4	-	-	-	-	-	4
Scott & White Mem (1501)	-	-	-	2	1	-	-	-	-	-	-	-	-	-	3
St Louis University (10357)	0	-	-	-	-	-	-	-	-	-	-	-	-	-	0
Christian Hosp NE/NW (11878)	-	-	-	1	-	-	-	-	-	-	-	-	-	-	1
Sutter Cancer RC (10714)	5	-	-	3	1	-	-	-	5	1	1	-	-	1	17
Sutter General Hosp (10712)	3	-	-	-	6	-	-	-	-	-	-	-	-	-	9
Tennessee, U of (11441)	1	-	-	-	2	-	-	-	-	-	-	-	-	-	3
Univ of Louisville (11293)	2	-	-	-	-	-	-	-	-	-	-	-	-	-	2

	Breast	Ca Care Delivery	Early Tx	Gastrointestinal	Genitourinary	Leukemia	Lung	Lymphoma	Melanoma	Multiple Myeloma	Non-SWOG Committees§	Prevention and Epi	Ca Survivorship	Symp Ctrl QOL	Total
MEMBERS (cont.)															
Women & Infants Hosp (13928)	-	-	-	-	-	-	-	-	-	-	1	-	-	-	1
MEMBERS Total	157	1	2	121	239	123	40	29	76	30	19	17	-	40	894
NCORP															
Baptist MU-NCORP	4	-	-	-	1	1	1	-	-	-	-	-	-	-	7
Bay Area NCORP	-	41	-	-	-	-	-	-	-	-	-	-	-	-	41
Beaumont NCORP	14	-	-	-	4	-	-	-	-	3	-	2	2	1	26
Boston MC MBCCOP	-	34	-	2	2	-	-	-	1	1	-	-	-	-	40
Columbia MU-NCORP	18	38	-	5	1	1	-	-	1	-	1	3	1	7	76
Columbus NCORP	5	-	-	4	7	1	4	-	-	-	-	-	-	-	21
Dayton NCORP	3	-	-	1	9	1	2	2	-	-	-	-	-	3	21
Greenville NCORP	5	59	-	2	4	2	-	1	-	-	-	-	2	5	80
Gulf South MU-NCORP	10	-	-	2	9	-	-	-	-	-	-	-	-	3	24
Hawaii MU-NCORP	6	8	-	-	4	-	-	-	-	-	-	-	-	1	19
Heartland NCORP	13	-	-	18	22	2	4	-	-	3	-	10	-	25	97
Kaiser Vallejo NCORP	33	-	-	41	17	20	12	1	10	5	1	13	2	34	189
Kansas City NCORP	5	-	-	4	3	3	1	1	2	-	-	-	-	-	19
MUSC MU-NCORP	16	-	-	1	1	5	-	-	-	-	-	-	-	2	25
Michigan CRC NCORP	14	-	-	10	9	2	12	1	-	6	-	-	-	7	61
Montana NCORP	6	-	-	2	3	5	7	3	2	4	3	-	-	2	37
Nevada CRF NCORP	-	-	-	-	15	-	-	-	-	1	-	-	-	1	17
New Mexico MU-NCORP	11	-	-	3	7	1	3	-	1	-	-	-	-	1	27
Northwest NCORP	4	-	-	2	19	1	5	2	4	-	-	-	-	1	38
Ozarks NCORP	8	-	-	3	8	1	3	-	-	2	2	2	-	1	30
PCRC NCORP	24	6	-	6	14	5	5	4	5	1	4	1	-	8	83
Southeast CCC NCORP	11	-	-	6	12	1	5	-	1	5	-	2	-	11	54
Tulane Univ MBCCOP	1	-	-	-	-	-	-	-	-	1	-	-	-	3	5
Upstate Carolina	2	-	-	4	2	3	2	5	-	-	-	13	-	-	31
West Michigan NCORP	5	-	-	2	4	8	1	3	2	-	1	-	-	12	38
Wichita NCORP	17	-	-	3	9	-	2	1	-	-	-	-	4	7	43
NCORP Total	235	186	-	121	186	63	69	24	29	32	12	46	11	135	1,149
FOREIGN															
GEICAM (Spain)	223	-	-	-	-	-	-	-	-	-	-	-	-	-	223
INC, Bogota (Colombia)	5	-	-	-	-	-	-	-	-	-	-	-	-	-	5
INCAn (Mexico)	21	-	-	-	-	-	-	-	-	-	-	-	-	-	21
National Cancer Ctr (KOREA)	49	-	-	-	-	-	-	-	-	-	-	-	-	-	49
FOREIGN Total	298	-	-	-	-	-	-	-	-	-	-	-	-	-	298
OTHER GROUPS															
ACOSOG	5	-	-	-	-	-	-	-	-	-	-	-	-	-	5
ALLIANCE	140	-	-	25	151	95	17	7	-	12	-	7	-	19	473
CALGB	29	-	-	7	31	23	3	1	-	-	-	1	-	2	97
CTSU	-	-	-	1	1	1	-	-	-	-	-	-	-	-	3
ECOG	34	-	-	2	37	15	6	-	-	2	-	-	-	1	97
ECOG-ACRIN	201	-	-	18	171	81	18	6	-	11	-	-	-	14	520
GOG	1	-	-	-	-	-	-	-	-	-	-	-	-	-	1
NCCTG	5	-	-	1	3	1	5	-	-	-	-	1	-	-	16
NCIC-CTG	107	-	-	-	9	34	-	-	-	-	-	-	-	-	150
NRG	96	-	-	2	29	6	13	1	-	3	-	3	-	19	172
NSABP	10	-	-	-	4	-	-	-	-	-	-	4	-	-	18
RTOG	-	-	-	-	-	-	-	-	-	-	-	2	-	-	2
OTHER GROUPS Total	628	-	-	56	436	256	62	15	-	28	-	18	-	55	1,554
Grand Total	1480	262	3	370	1044	600	219	78	144	121	38	98	11	247	4,715

* Registrations used for membership

§ Registrations to studies for which SWOG no longer has an active disease committee are grouped under "Non-SWOG Committees", (e.g. Brain, Sarcoma, Gynecology and Head and Neck).