

ACCRUAL SUMMARY

PRIVILEGED COMMUNICATION NOT FOR PUBLICATION OR REFERENCE

CONTENTS

Membership Accrual for All Committees	
SWOG-Credited Accrual	4
Accrual to SWOG-Coordinated Studies	5
SWOG-Credited Registrations to All Studies and	
Non-SWOG Registrations to SWOG Studies	6
Patients Registered by Type of Institution and Funding Agency	6
Patient Registrations by Funding Source	7
Patients Registered to Any Network Trial	
By Study Type, Committee and Type of Institution	8
By Study Type, Type of Institution within Coordinating Group	9
Membership Accrual By Institution and Funding Source	11
Membership Accrual By Institution and Committee	13
Screen-Only Registrations by Committee	16
Patients Followed on SWOG-Coordinated Trials by Committee.....	16
Patient Characteristics by Type of Study	17
SWOG Institutions by Location	18
Patient Registrations by Location.....	19

The Accrual Summary includes patient registrations for SWOG coordinated trials as well as those credited to SWOG institutions for non-SWOG coordinated trials. Patients being screened for a study are counted only if they register for a subsequent clinical trial (screen failures are not counted in general accrual numbers).

In the following tables, trials are broken down by various factors including Funding Source and Study Type.

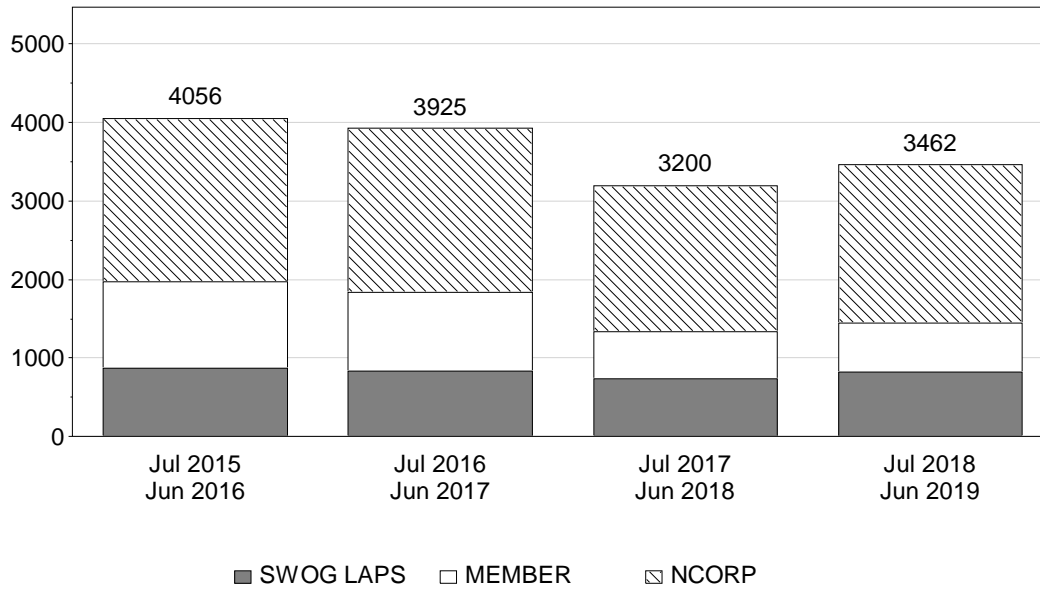
- Studies indicated as “Other Funding” are studies which are not sponsored by CTEP or DCP.
- Studies listed with Study Type of “Other” includes those primarily under the NCORP Research Base program.

Registrations to unsupported studies for which SWOG no longer has an active disease committee and are not championed by a SWOG committee are grouped under “Non-SWOG Committees” (e.g. Brain, Sarcoma, Gynecology and Head and Neck).

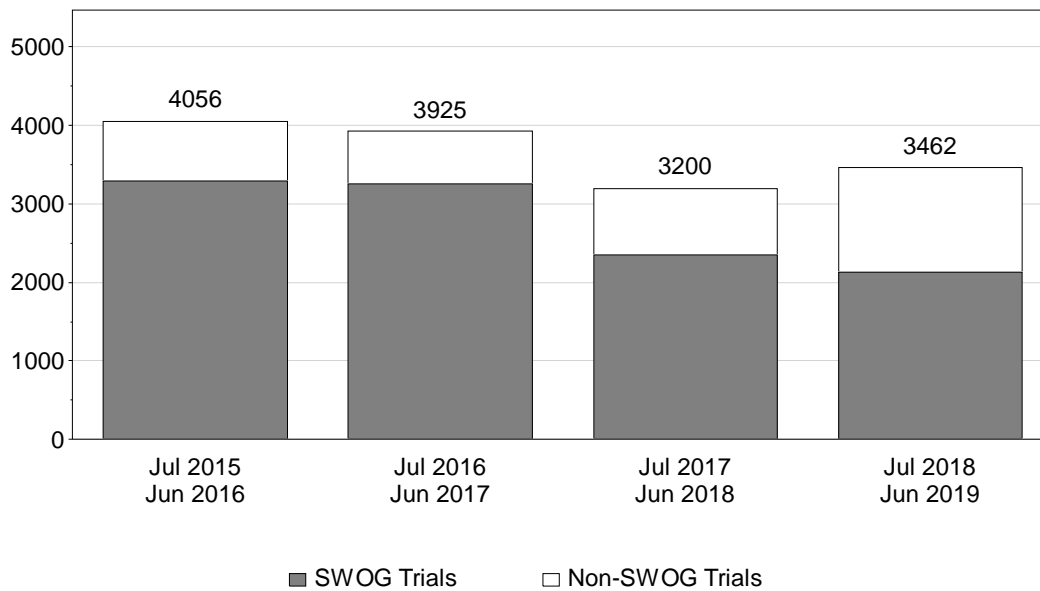
SWOG-Credited Accrual

To Any Network Trial

Type of Institution



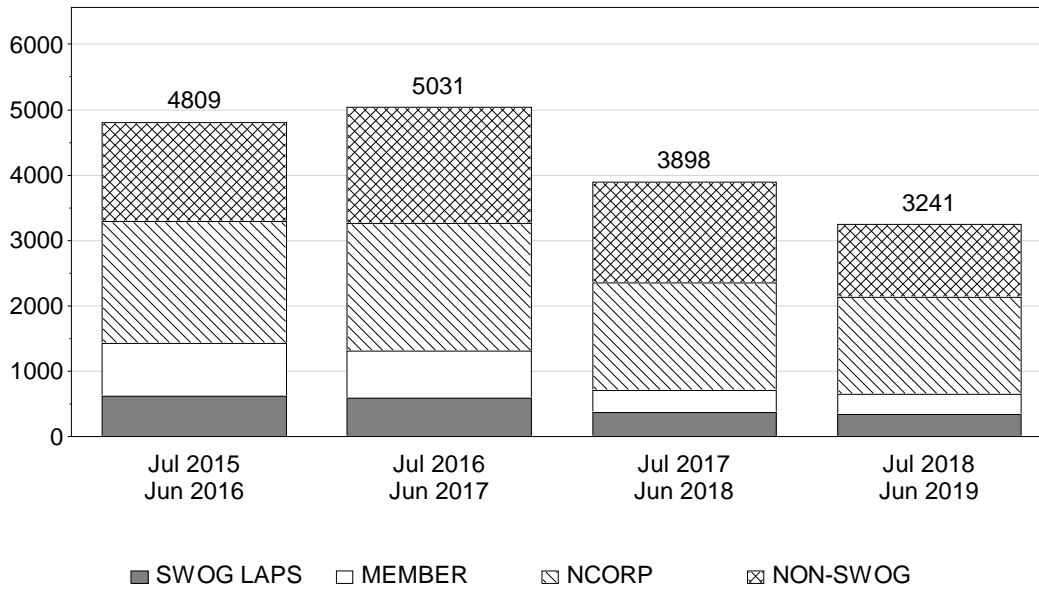
Coordinating Group



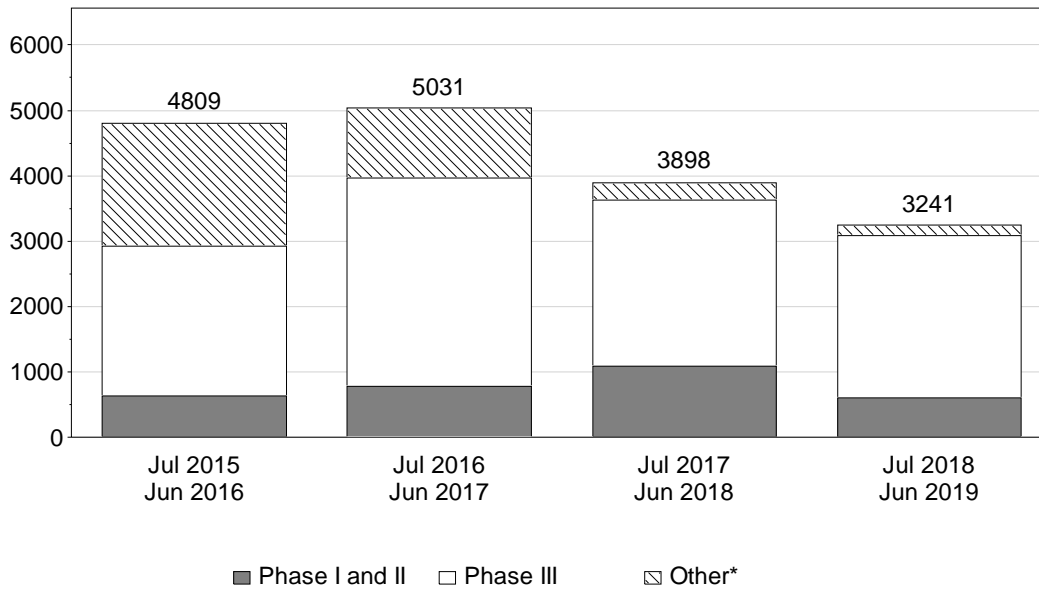
Accrual to SWOG-Coordinated Studies

By Any Network Group

Type of Institution



Type of Study

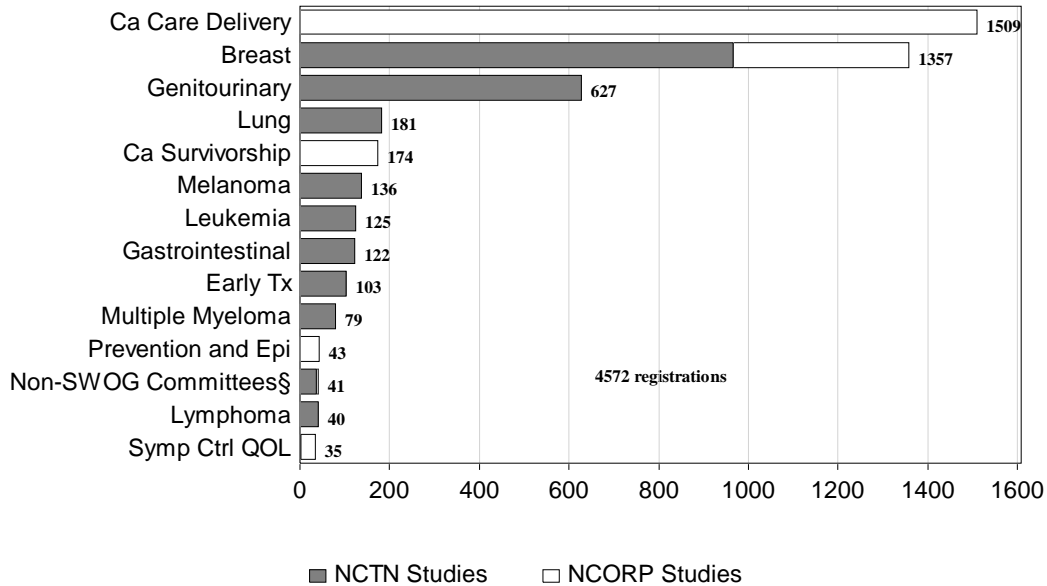


*Study Type of "Other" includes those primarily under the NCORP Research Base.

SWOG-Credited Registrations to All Studies and Non-SWOG Registrations to SWOG Studies

By Committee and Funding Type

July 2018 through June 2019



§ Registrations to unsupported studies for which SWOG no longer has an active disease committee are grouped under “Non-SWOG Committees” (e.g. Brain, Sarcoma, Gynecology and Head and Neck).

Patients Registered by Type of Institution and Funding Agency

Funding Type	SWOG Registrations to SWOG Studies			Non-SWOG Registrations to SWOG Studies			SWOG Registrations to Non-SWOG Studies		
	Jul16	Jul17	Jul18	Jul16	Jul17	Jul18	Jul16	Jul17	Jul18
	Jun17	Jun18	Jun19	Jun17	Jun18	Jun19	Jun17	Jun18	Jun19
NCTN Studies	1614	1165	971	1685	1050	677	613	636	769
NCORP Studies	710	1184	1160	87	499	433	53	215	562
Other Funded Studies**	935	0	0	0	0	0	0	0	0
	3259	2349	2131	1772	1549	1110	666	851	1331
Committee									
Breast	338	363	367	792	468	325	171	384	665
Ca Care Delivery	1521	1109	1022	48	444	369	9	22	118
Ca Survivorship	38	44	88	20	35	55	4	15	31
Early Tx	55	255	31	39	170	24	110	29	48
Gastrointestinal	114	73	30	38	71	29	46	58	63
Genitourinary	350	163	323	203	89	204	70	53	100
Leukemia	44	21	41	15	20	21	25	25	63
Lung	192	135	66	121	81	19	34	70	96
Lymphoma	0	5	10	0	1	10	13	8	20
Melanoma	521	147	89	477	150	33	42	11	14
Multiple Myeloma	0	3	14	0	0	12	81	82	53
Prevention and Epi	43	31	31	19	20	9	8	38	3
Symp Ctrl QOL	43	0	19	0	0	0	8	10	16
Non-SWOG Committees§	0	0	0	0	0	0	45	46	41
	3259	2349	2131	1772	1549	1110	666	851	1331

** Other Funded Studies are studies which are non-CTEP, non-DCP.

Patients Registered to NCTN Funded Trials by Committee and Type of Institution

	SWOG LAPS			MEMBER			NCORP			NON-SWOG		
	Jul16	Jul17	Jul18	Jul16	Jul17	Jul18	Jul16	Jul17	Jul18	Jul16	Jul17	Jul18
	Jun17	Jun18	Jun19	Jun17	Jun18	Jun19	Jun17	Jun18	Jun19	Jun17	Jun18	Jun19
Breast	162	235	228	142	140	158	192	237	255	792	468	325
Early Tx	41	79	32	65	110	32	59	95	15	39	170	24
Gastrointestinal	66	54	46	37	34	26	57	43	21	38	71	29
Genitourinary	161	90	180	129	67	129	130	59	114	203	89	204
Leukemia	21	13	38	40	16	36	8	17	30	15	20	21
Lung	65	61	51	63	54	61	98	90	50	121	81	19
Lymphoma	5	7	11	5	4	14	3	2	5	0	1	10
Melanoma	161	44	35	178	51	31	224	63	37	477	150	33
Multiple Myeloma	29	39	27	32	30	23	20	16	17	0	0	12
Symp Ctrl QOL	0	3	0	0	2	1	0	0	0	0	0	0
Non-SWOG Committees§	11	31	22	19	8	8	4	7	7	0	0	0
	722	656	670	710	516	519	795	629	551	1685	1050	677

Patients Registered to NCORP Funded Trials by Committee and Type of Institution

	SWOG LAPS			MEMBER			NCORP			NON-SWOG		
	Jul16	Jul17	Jul18	Jul16	Jul17	Jul18	Jul16	Jul17	Jul18	Jul16	Jul17	Jul18
	Jun17	Jun18	Jun19	Jun17	Jun18	Jun19	Jun17	Jun18	Jun19	Jun17	Jun18	Jun19
Breast	3	63	97	0	0	8	10	72	286	0	0	0
Ca Care Delivery	1	2	17	7	5	27	587	1124	1096	48	444	369
Ca Survivorship	5	0	13	33	35	57	4	24	49	20	35	55
Prevention and Epi	9	9	5	17	43	9	25	17	20	19	20	9
Symp Ctrl QOL	5	0	11	5	5	11	41	0	12	0	0	0
Non-SWOG Committees§	0	0	3	7	0	1	4	0	0	0	0	0
	23	74	146	69	88	113	671	1237	1463	87	499	433

§ Registrations to unsupported studies for which SWOG no longer has an active disease committee are grouped under “Non-SWOG Committees” (e.g. Brain, Sarcoma, Gynecology and Head and Neck).

Patients Registered to Trials Funded by Other Grants by Committee and Type of Institution

	SWOG LAPS			MEMBER			NCORP			
	Jul16	Jul17	Jul18	Jul16	Jul17	Jul18	Jul16	Jul17	Jul18	
	Jun17	Jun18	Jun19	Jun17	Jun18	Jun19	Jun17	Jun18	Jun19	
Ca Care Delivery		84	0	0	230	0	0	621	0	0
		84	0	0	230	0	0	621	0	0

Patients Registered to Any Network Trial

	Jul 2015 Jun 2016	Jul 2016 Jun 2017	Jul 2017 Jun 2018	Jul 2018 Jun 2019	Total
Total	5576	5697	4749	4572	20594
Study Type					
Phase I and II	770	840	1186	701	3497
Phase III	2882	3669	3246	3526	13323
Other*	1924	1188	317	345	3774
Committee					
Breast	1258	1301	1215	1357	5131
Ca Care Delivery	1831	1578	1575	1509	6493
Ca Survivorship	30	62	94	174	360
Early Tx	26	204	454	103	787
Gastrointestinal	285	198	202	122	807
Genitourinary	960	623	305	627	2515
Leukemia	244	84	66	125	519
Lung	250	347	286	181	1064
Lymphoma	71	13	14	40	138
Melanoma	277	1040	308	136	1761
Multiple Myeloma	125	81	85	79	370
Prevention and Epi	41	70	89	43	243
Symp Ctrl QOL	136	51	10	35	232
Non-SWOG Committees§	42	45	46	41	174
Institution Type					
SWOG					
SWOG LAPS	875	829	730	816	3250
Member	1095	1009	604	632	3340
NCORP	2086	2087	1866	2014	8053
Total SWOG	4056	3925	3200	3462	14643
Non-SWOG					
ALLIANCE	379	383	430	349	1541
CCTG	50	98	33	23	204
ECOG-ACRIN	444	453	469	391	1757
GEICAM	80	0	0	0	80
NRG	234	288	482	347	1351
UNICANCER	333	550	135	0	1018
Total Non-SWOG	1520	1772	1549	1110	5951

*Study Type of "Other" includes those primarily under the NCORP Research Base.

§ Registrations to unsupported studies for which SWOG no longer has an active disease committee are grouped under "Non-SWOG Committees" (e.g. Brain, Sarcoma, Gynecology and Head and Neck).

Patients Registered to Any Network Trial

	Jul 2015 Jun 2016	Jul 2016 Jun 2017	Jul 2017 Jun 2018	Jul 2018 Jun 2019	Total
	5576	5697	4749	4572	20594
SWOG Coordinated	4809	5031	3898	3241	16979
Study Type					
Phase I and II	638	782	1089	605	3114
Phase III	2283	3180	2542	2473	10478
Other*	1888	1069	267	163	3387
Institution Type					
SWOG LAPS	617	590	364	345	1916
Member	809	723	337	304	2173
NCORP	1863	1946	1648	1482	6939
Non-SWOG	1520	1772	1549	1110	5951
Funding Source					
NCTN Studies	2784	3299	2215	1648	9946
NCORP Studies	196	797	1683	1593	4269
Other Funded Studies**	1829	935	0	0	2764
Non-SWOG Coordinated	767	666	851	1331	3615
Study Type					
Phase I and II	132	58	97	96	383
Phase III	599	489	704	1053	2845
Other*	36	119	50	182	387
Institution Type					
SWOG LAPS	258	239	366	471	1334
Member	286	286	267	328	1167
NCORP	223	141	218	532	1114
Funding Source					
NCTN Studies	730	613	636	769	2748
NCORP Studies	37	53	215	562	867

* Study Type of "Other" includes those primarily under the NCORP Research Base.

** Other Funded Studies are studies which are non-CTEP, non-DCP.

Accrual by Institution and Funding Agency

Membership Credited Registrations (Excludes screening registrations)

July 1, 2018 – June 30, 2019

	SWOG Coordinated Studies		Non-SWOG Coordinated	Total
	CTEP Funded	DCP Funded		
SWOG LAPS				
Birmingham, U of AL (17812)	-	-	5	5
Cleveland Clinic OH (301)	4	4	20	28
Colorado, U of (10120)	22	1	39	62
Poudre Valley Hosp (11190)	-	-	9	9
UCH Mem Hosp Central (10436)	-	-	6	6
Valley View Hospital (13389)	-	-	2	2
Davis, U of CA (10176)	10	1	20	31
Gene Upshaw Mem TFCC (13091)	1	-	1	2
Fred Hutchinson CRC (11153)	11	-	17	28
Skagit Valley Hosp (10666)	-	-	1	1
MD Anderson CC (11439)	67	1	11	79
Banner MD Anderson (17761)	1	1	-	2
Michigan, U of (4700)	30	4	32	66
MidMichigan Med Ctr (11812)	-	-	4	4
Northwestern Univ (21514)	31	-	1	32
Ohio State Univ (17368)	9	-	-	9
Oklahoma, Univ of (17955)	21	-	-	21
Rochester, Univ of (11400)	23	3	32	58
Arnot Ogden Med Ctr (13424)	-	-	91	91
So Calif, U of (10138)	24	-	16	40
Utah, U of (2501)	41	-	11	52
Grand Valley Onc (27667)	-	-	7	7
Wayne State Univ (2701)	8	3	33	44
Yale University (17377)	17	6	109	132
Greenwich Hospital (17379)	-	-	3	3
NYU Winthrop Hosp (20800)	1	-	1	2
SWOG LAPS Total	321	24	471	816
MEMBERS				
Arizona CC, Univ of (3009)	8	-	26	34
Arkansas, U of (101)	0	-	-	0
Highlands Onc Group (10885)	-	-	2	2
Sacred Heart Hosp (10549)	1	-	6	7
Baylor College (11988)	13	-	10	23
Boston Medical Ctr (10635)	6	-	4	10
Brooke Army Med Ctr (10330)	0	-	-	0
Eisenhower Army MC (10564)	-	1	-	1
S Georgia Med Ctr (10807)	-	-	1	1
Cedars-Sinai Med Ctr (14111)	0	-	7	7
Cincinnati MC, U of (10509)	1	-	2	3
City of Hope Med Ctr (10082)	12	19	10	41
Desert Hospital (11205)	1	-	6	7
H Lee Moffitt CC (11898)	26	5	15	46
The Watson Clinic (11935)	-	-	2	2
Harrington CC (11446)	6	-	10	16
Henry Ford Hospital (501)	3	-	5	8
Irvine, U of CA (10498)	3	2	9	14
PIH Health Hosp (11524)	2	-	3	5
St Jude Medical Ctr (11553)	-	-	3	3
Kansas, U of (3004)	51	12	17	80
Cotton O'Neil CC (10496)	1	-	9	10
Kentucky, U of (10012)	5	-	11	16
St Claire Reg MC (25636)	-	-	2	2
Lahey Hosp & Med Ctr (16037)	2	4	14	20
Loma Linda Univ (10682)	1	2	3	6
Los Angeles, U of CA (10503)	11	-	3	14

	SWOG Coordinated Studies		Non-SWOG Coordinated	Total
	CTEP Funded	DCP Funded		
Loyola University (10080)	10	6	10	26
Genesis Medical Ctr (10424)	-	-	1	1
Little Co Mary Hosp (22106)	-	-	1	1
West Suburban MC (18057)	1	1	-	2
MAVERIC (23984)	2	-	5	7
VAMC West Haven (17381)	-	-	5	5
Memorial Hermann (22899)	1	-	-	1
Methodist Hospital (15225)	0	-	2	2
Mississippi, Univ of (3012)	1	-	8	9
Mt Sinai Med Ctr (13112)	1	-	-	1
Oregon Hlth Sci Univ (4100)	8	-	6	14
Asante Rogue Reg MC (8290)	-	-	3	3
Good Samaritan MC (14039)	4	-	-	4
Providence Hosp (3500)	4	-	25	29
Salem Hospital (8167)	7	-	4	11
San Antonio, U of TX (2400)	27	2	15	44
Carolinas Med Ctr (17374)	-	-	3	3
TTUHSC-Lubbock (8215)	-	-	3	3
Thompson Ca Surv Ctr (10427)	4	-	-	4
Winchester Med Ctr (28534)	-	1	-	1
San Diego, U of CA (18822)	3	-	2	5
Eisenhower Med Ctr (11315)	2	-	11	13
Scott & White Mem (1501)	0	-	3	3
Stanford University (12661)	0	-	18	18
Sutter Cancer RC (10714)	0	-	9	9
Sutter Medical Ctr (10712)	-	-	1	1
Tennessee, U of (11441)	2	7	1	10
Univ of Louisville (11293)	0	-	1	1
VAMC Kansas City (11138)	2	-	11	13
MEMBERS Total	232	62	328	622
NCORP				
Baptist MU-NCORP (18730)	5	62	4	71
Bay Area NCORP (10706)	2	16	-	18
Beaumont NCORP (11434)	2	4	11	17
CORA NCORP (23777)	9	31	-	40
CRC West MI NCORP (9007)	12	52	-	64
Carle CC NCORP (24410)	7	3	-	10
Colorado CRP NCORP (31507)	2	-	1	3
Columbia MU-NCORP (18743)	4	42	1	47
Columbus NCORP (9005)	14	16	-	30
Dayton NCORP (9006)	7	8	9	24
Essentia Hlth NCORP (24502)	-	31	-	31
GRU MU-NCORP (26544)	-	29	-	29
Georgia NCORP (25442)	12	31	-	43
Greenville NCORP (10879)	5	6	-	11
Gulf South MU-NCORP (10816)	65	40	1	106
Hawaii MU-NCORP (10781)	12	37	21	70
Heartland NCORP (10211)	37	105	-	142
Kaiser Perm NCORP (13655)	59	14	166	239
Kansas City NCORP (9010)	1	6	4	11
MUSC MU-NCORP (11421)	14	1	-	15
Michigan CRC NCORP (11110)	22	107	-	129
Montana NCORP (10891)	10	59	-	69
Nevada CRF NCORP (13500)	9	-	4	13
New Mexico MU-NCORP (11331)	27	117	2	146
Northwest NCORP (9016)	1	59	4	64
Ozarks NCORP (10210)	6	19	-	25
PCRC NCORP (3007)	19	44	5	68
Southeast COR NCORP (11108)	29	35	299	363
Wichita NCORP (9017)	15	4	-	19
Wisconsin NCORP (26010)	11	86	-	97
NCORP Total	418	1064	532	2014

	SWOG Coordinated Studies		Non-SWOG Coordinated	Total
	CTEP Funded	DCP Funded		
FOREIGN MEMBERS				
INCan (Mexico)	-	5	-	5
INEN (Peru)	-	5	-	5
FOREIGN MEMBERS Total	-	10	-	10
NON-SWOG				
ALLIANCE	224	125	-	349
CCTG	23	-	-	23
ECOG-ACRIN	183	208	-	391
NRG	247	100	-	347
NON-SWOG Total	677	433	-	1110
Grand Total	1648	1593	1331	4572

Accrual by Institution and Committee

Membership Credited Registrations (Excludes screening registrations)

July 1, 2018 – June 30, 2018

	Breast	Ca Care Delivery	Ca Survivorship	Early Tx	Gastrointestinal	Genitourinary	Leukemia	Lung	Lymphoma	Melanoma	Multiple Myeloma	Prevention and Epi	Symp Ctrl QOL	Non-SWOG Committees§	Total
SWOG LAPS															
Birmingham, U of AL (17812)	-	-	-	-	-	-	4	-	1	-	-	-	-	-	5
Cleveland Clinic OH (301)	8	-	4	2	-	-	3	4	-	3	-	-	1	3	28
Colorado, U of (10120)	27	-	-	-	2	18	-	6	-	-	-	1	4	4	62
Poudre Valley Hosp (11190)	7	-	-	1	-	-	-	1	-	-	-	-	-	-	9
UCH Mem Hosp Central (10436)	1	-	-	-	-	-	-	1	-	-	-	-	4	-	6
Valley View Hospital (13389)	1	-	-	-	-	1	-	-	-	-	-	-	-	-	2
Davis, U of CA (10176)	9	-	1	-	6	3	1	4	-	-	7	-	-	-	31
Gene Upshaw Mem TFCC (13091)	2	-	-	-	-	-	-	-	-	-	-	-	-	-	2
Fred Hutchinson CRC (11153)	17	3	-	-	3	-	-	2	1	-	-	-	-	2	28
Skagit Valley Hosp (10666)	1	-	-	-	-	-	-	-	-	-	-	-	-	-	1
MD Anderson CC (11439)	16	-	1	-	12	37	-	13	-	-	-	-	-	-	79
Banner MD Anderson (17761)	1	-	-	-	-	-	-	-	-	-	-	1	-	-	2
Michigan, U of (4700)	17	-	4	15	2	20	-	-	-	2	3	-	-	3	66
MidMichigan Med Ctr (11812)	1	-	-	-	1	-	-	1	-	-	1	-	-	-	4
Northwestern Univ (21514)	12	-	-	1	-	12	-	-	-	7	-	-	-	-	32
Ohio State Univ (17368)	-	-	-	-	-	1	-	-	-	8	-	-	-	-	9
Oklahoma, Univ of (17955)	-	-	-	1	-	19	-	1	-	-	-	-	-	-	21
Rochester, Univ of (11400)	21	3	-	5	2	2	15	3	5	1	-	-	1	-	58
Arnot Ogden Med Ctr (13424)	86	-	-	-	-	3	-	2	-	-	-	-	-	-	91
So Calif, U of (10138)	9	-	-	1	6	16	-	-	-	5	-	-	1	2	40
Utah, U of (2501)	-	-	-	2	1	34	2	-	4	9	-	-	-	-	52
Grand Valley Onc (27667)	2	-	-	-	-	3	2	-	-	-	-	-	-	-	7
Wayne State Univ (2701)	17	-	3	2	7	3	5	3	-	-	2	-	-	2	44
Yale University (17377)	65	11	-	2	4	8	6	10	-	-	14	3	-	9	132
Greenwich Hospital (17379)	3	-	-	-	-	-	-	-	-	-	-	-	-	-	3
NYU Winthrop Hosp (20800)	2	-	-	-	-	-	-	-	-	-	-	-	-	-	2
SWOG LAPS Total	325	17	13	32	46	180	38	51	11	35	27	5	11	25	816
MEMBERS															
Arizona CC, Univ of (3009)	20	-	-	6	1	1	1	-	1	2	-	-	-	2	34
Arkansas, U of (101)	0	-	-	-	-	-	-	-	-	-	-	-	-	-	0
Highlands Onc Group (10885)	2	-	-	-	-	-	-	-	-	-	-	-	-	-	2
Sacred Heart Hosp (10549)	2	-	-	-	1	-	-	4	-	-	-	-	-	-	7
Baylor College (11988)	-	-	-	3	6	12	1	-	-	-	1	-	-	-	23
Boston Medical Ctr (10635)	2	-	-	-	3	-	-	-	-	-	5	-	-	-	10
Brooke Army Med Ctr (10330)	0	-	-	-	-	-	-	-	-	-	-	-	-	-	0
Eisenhower Army MC (10564)	-	-	-	-	-	-	-	-	-	-	-	1	-	-	1
S Georgia Med Ctr (10807)	1	-	-	-	-	-	-	-	-	-	-	-	-	-	1
Cedars-Sinai Med Ctr (14111)	-	-	-	3	-	4	-	-	-	-	-	-	-	-	7
Cincinnati MC, U of (10509)	1	-	-	-	-	-	-	2	-	-	-	-	-	-	3
City of Hope Med Ctr (10082)	1	-	19	1	2	3	4	2	8	1	-	-	-	-	41
Desert Hospital (11205)	6	-	-	-	-	1	-	-	-	-	-	-	-	-	7
H Lee Moffitt CC (11898)	-	8	5	-	-	13	4	7	-	9	-	-	-	-	46
The Watson Clinic (11935)	-	-	-	-	-	-	-	2	-	-	-	-	-	-	2
Harrington CC (11446)	14	-	-	-	-	-	-	1	-	1	-	-	-	-	16
Henry Ford Hospital (501)	1	-	-	2	-	1	1	-	-	-	2	-	-	1	8
Irvine, U of CA (10498)	1	-	-	2	4	-	2	-	-	-	1	2	1	1	14

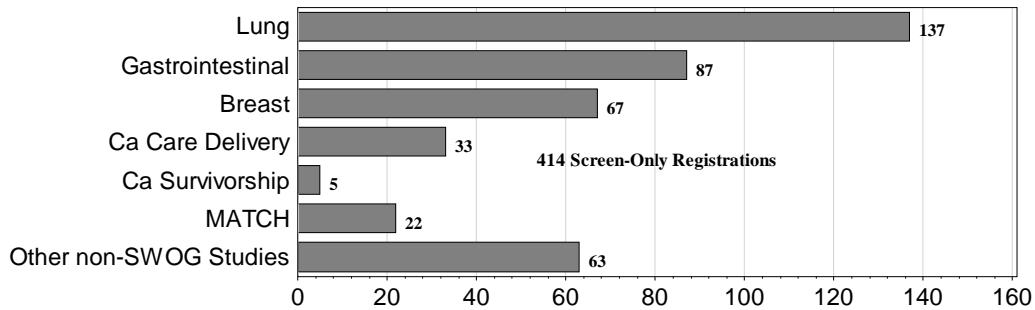
	Breast	Ca Care Delivery	Ca Survivorship	Early Tx	Gastrointestinal	Genitourinary	Leukemia	Lung	Lymphoma	Melanoma	Multiple Myeloma	Prevention and Epi	Symp Ctrl QOL	Non-SWOG Committees§	Total
PIH Health Hosp (11524)	-	-	-	1	1	1	-	2	-	-	-	-	-	-	5
St Jude Medical Ctr (11553)	1	-	-	-	-	-	-	2	-	-	-	-	-	-	3
Kansas, U of (3004)	34	-	4	3	1	22	-	4	-	3	-	-	8	1	80
Cotton O'Neil CC (10496)	2	-	-	-	2	3	-	-	-	-	1	-	1	1	10
Kentucky, U of (10012)	-	-	-	4	1	7	-	4	-	-	-	-	-	-	16
St Claire Reg MC (25636)	2	-	-	-	-	-	-	-	-	-	-	-	-	-	2
Lahey Hosp & Med Ctr (16037)	12	1	3	-	-	1	-	3	-	-	-	-	-	-	20
Loma Linda Univ (10682)	1	-	1	1	-	-	-	2	-	-	-	1	-	-	6
Los Angeles, U of CA (10503)	-	-	-	-	-	2	-	-	-	12	-	-	-	-	14
Loyola University (10080)	2	-	6	1	1	4	2	4	-	-	6	-	-	-	26
Genesis Medical Ctr (10424)	1	-	-	-	-	-	-	-	-	-	-	-	-	-	1
Little Co Mary Hosp (22106)	1	-	-	-	-	-	-	-	-	-	-	-	-	-	1
West Suburban MC (18057)	1	-	-	-	-	-	-	-	-	-	-	1	-	-	2
MAVERIC (23984)	1	2	-	-	-	-	-	2	-	-	-	2	-	-	7
VAMC West Haven (17381)	-	2	-	-	-	-	-	3	-	-	-	-	-	-	5
Memorial Hermann (22899)	1	-	-	-	-	-	-	-	-	-	-	-	-	-	1
Methodist Hospital (15225)	1	-	-	-	1	-	-	-	-	-	-	-	-	-	2
Mississippi, Univ of (3012)	-	-	-	-	-	4	-	5	-	-	-	-	-	-	9
Mt Sinai Med Ctr (13112)	-	-	-	-	-	-	-	1	-	-	-	-	-	-	1
Oregon Hlth Sci Univ (4100)	1	1	-	3	-	2	3	1	1	-	2	-	-	-	14
Asante Rogue Reg MC (8290)	2	-	-	-	-	-	-	1	-	-	-	-	-	-	3
Good Samaritan MC (14039)	3	-	-	-	-	1	-	-	-	-	-	-	-	-	4
Providence Hosp (3500)	17	4	-	-	-	-	-	5	-	-	1	1	-	1	29
Salem Hospital (8167)	11	-	-	-	-	-	-	-	-	-	-	-	-	-	11
San Antonio, U of TX (2400)	1	-	1	2	-	37	-	-	-	-	1	1	-	1	44
Carolinas Med Ctr (17374)	-	-	-	-	-	-	-	-	3	-	-	-	-	-	3
TTUHSC-Lubbock (8215)	3	-	-	-	-	-	-	-	-	-	-	-	-	-	3
Thompson Ca Surv Ctr (10427)	4	-	-	-	-	-	-	-	-	-	-	-	-	-	4
Winchester Med Ctr (28534)	-	-	1	-	-	-	-	-	-	-	-	-	-	-	1
San Diego, U of CA (18822)	-	-	-	-	-	4	-	-	1	-	-	-	-	-	5
Eisenhower Med Ctr (11315)	3	7	-	-	-	-	-	1	-	1	1	-	-	-	13
Scott & White Mem (1501)	3	-	-	-	-	-	-	-	-	-	-	-	-	-	3
Stanford University (12661)	-	-	-	-	-	-	18	-	-	-	-	-	-	-	18
Sutter Cancer RC (10714)	5	-	-	-	2	-	-	1	-	-	-	-	-	1	9
Sutter Medical Ctr (10712)	-	-	-	-	-	-	-	1	-	-	-	-	-	-	1
Tennessee, U of (11441)	1	-	7	-	-	-	-	-	-	2	-	-	-	-	10
Univ of Louisville (11293)	1	-	-	-	-	-	-	-	-	-	-	-	-	-	1
VAMC Kansas City (11138)	-	2	-	-	-	6	-	1	-	-	2	-	2	-	13
MEMBERS Total	166	27	47	32	26	129	36	61	14	31	23	9	12	9	622
NCORP															
Baptist MU-NCORP (18730)	7	61	-	-	-	-	-	2	-	-	-	1	-	-	71
Bay Area NCORP (10706)	2	13	2	-	-	-	-	-	-	-	-	1	-	-	18
Beaumont NCORP (11434)	6	7	-	-	-	1	-	1	-	-	2	-	-	-	17
CORA NCORP (23777)	8	30	1	-	-	-	-	-	-	-	1	-	-	-	40
CRC West MI NCORP (9007)	5	50	-	-	-	-	-	-	-	7	-	-	2	-	64
Carle CC NCORP (24410)	7	3	-	-	-	-	-	-	-	-	-	-	-	-	10
Colorado CRP NCORP (31507)	3	-	-	-	-	-	-	-	-	-	-	-	-	-	3
Columbia MU-NCORP (18743)	2	40	2	-	-	-	-	-	-	-	2	-	1	-	47
Columbus NCORP (9005)	11	15	-	1	1	-	-	-	1	-	-	1	-	-	30
Dayton NCORP (9006)	4	10	-	1	1	3	1	-	-	1	-	-	1	2	24
Essentia Hlth NCORP (24502)	-	31	-	-	-	-	-	-	-	-	-	-	-	-	31
GRU MU-NCORP (26544)	-	29	-	-	-	-	-	-	-	-	-	-	-	-	29
Georgia NCORP (25442)	4	26	5	1	-	-	1	6	-	-	-	-	-	-	43
Greenville NCORP (10879)	-	6	-	-	1	3	1	-	-	-	-	-	-	-	11
Gulf South MU-NCORP (10816)	7	40	-	-	1	58	-	-	-	-	-	-	-	-	106
Hawaii MU-NCORP (10781)	5	44	9	-	4	5	1	-	-	-	-	2	-	-	70

	Breast	Ca Care Delivery	Ca Survivorship	Early Tx	Gastrointestinal	Genitourinary	Leukemia	Lung	Lymphoma	Melanoma	Multiple Myeloma	Prevention and Epi	Symp Ctrl QOL	Non-SWOG Committees§	Total
Heartland NCORP (10211)	12	101	4	2	1	8	3	8	-	3	-	-	-	-	142
Kaiser Perm NCORP (13655)	65	60	20	3	6	24	10	13	2	15	10	6	-	5	239
Kansas City NCORP (9010)	1	7	-	-	-	-	1	-	-	-	2	-	-	-	11
MUSC MU-NCORP (11421)	11	-	1	-	-	-	-	3	-	-	-	-	-	-	15
Michigan CRC NCORP (11110)	16	105	-	1	-	1	1	1	1	1	-	2	-	-	129
Montana NCORP (10891)	5	59	-	-	-	2	2	-	-	1	-	-	-	-	69
Nevada CRF NCORP (13500)	7	-	-	1	-	2	1	-	1	1	-	-	-	-	13
New Mexico MU-NCORP (11331)	20	117	1	2	1	-	2	3	-	-	-	-	-	-	146
Northwest NCORP (9016)	-	56	-	-	2	-	2	1	-	-	-	3	-	-	64
Ozarks NCORP (10210)	5	15	3	-	1	-	-	-	-	-	-	-	1	-	25
PCRC NCORP (3007)	11	48	-	-	2	5	2	-	-	-	-	-	-	-	68
Southeast COR NCORP (11108)	304	36	1	2	-	-	2	9	-	1	-	1	7	-	363
Wichita NCORP (9017)	8	2	-	-	-	2	-	1	-	4	-	2	-	-	19
Wisconsin NCORP (26010)	5	85	-	1	-	-	-	2	-	3	-	1	-	-	97
NCORP Total	541	1096	49	15	21	114	30	50	5	37	17	20	12	7	2014
FOREIGN MEMBERS															
INCan (Mexico)	-	-	5	-	-	-	-	-	-	-	-	-	-	-	5
INEN (Peru)	-	-	5	-	-	-	-	-	-	-	-	-	-	-	5
FOREIGN MEMBERS Total	-	-	10	-	-	-	-	-	-	-	-	-	-	-	10
NON-SWOG															
ALLIANCE	83	103	18	5	14	87	15	9	4	6	1	4	-	-	349
CCTG	-	-	-	-	-	23	-	-	-	-	-	-	-	-	23
ECOG-ACRIN	74	188	18	11	12	54	1	3	3	16	9	2	-	-	391
NRG	168	78	19	8	3	40	5	7	3	11	2	3	-	-	347
NON-SWOG Total	325	369	55	24	29	204	21	19	10	33	12	9	-	-	1110
Grand Total	1357	1509	174	103	122	627	125	181	40	136	79	43	35	41	4572

§ Registrations to unsupported studies for which SWOG no longer has an active disease committee are grouped under “Non-SWOG Committees” (e.g. Brain, Sarcoma, Gynecology and Head and Neck).

SWOG Screen-Only* Registrations to All Studies and Non-SWOG Screen-Only* Registrations to SWOG Studies

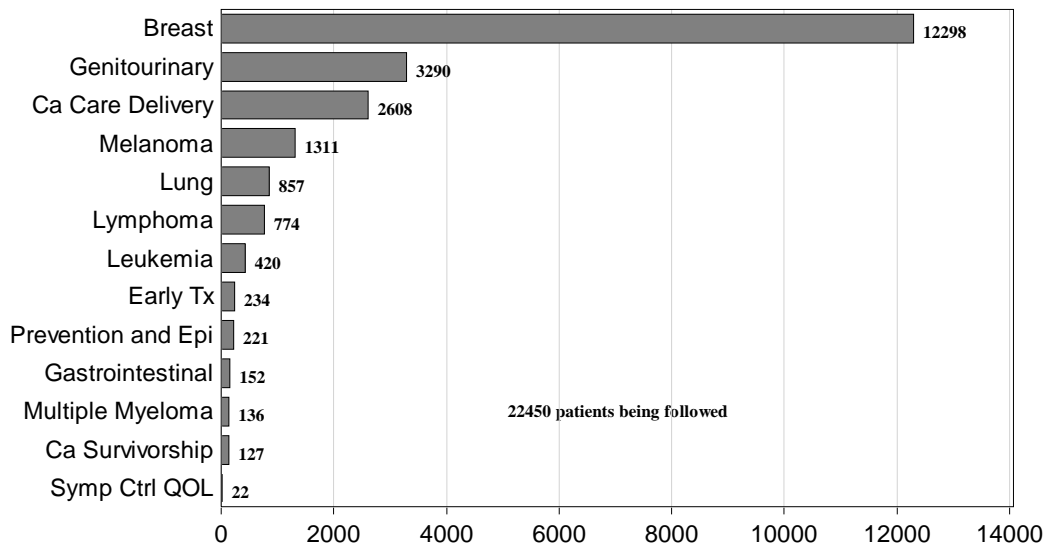
July 2018 through June 2019



* Registrations onto screening steps without subsequent randomizations onto a treatment trial (e.g. screen failures).

Number of Patients Being Followed on SWOG-Coordinated Trials by Committee

Data as of July 11, 2019



Patient Characteristics

Membership Credited Registrations (Excludes Screening Registrations) July 2018 through June 2018 Registrations

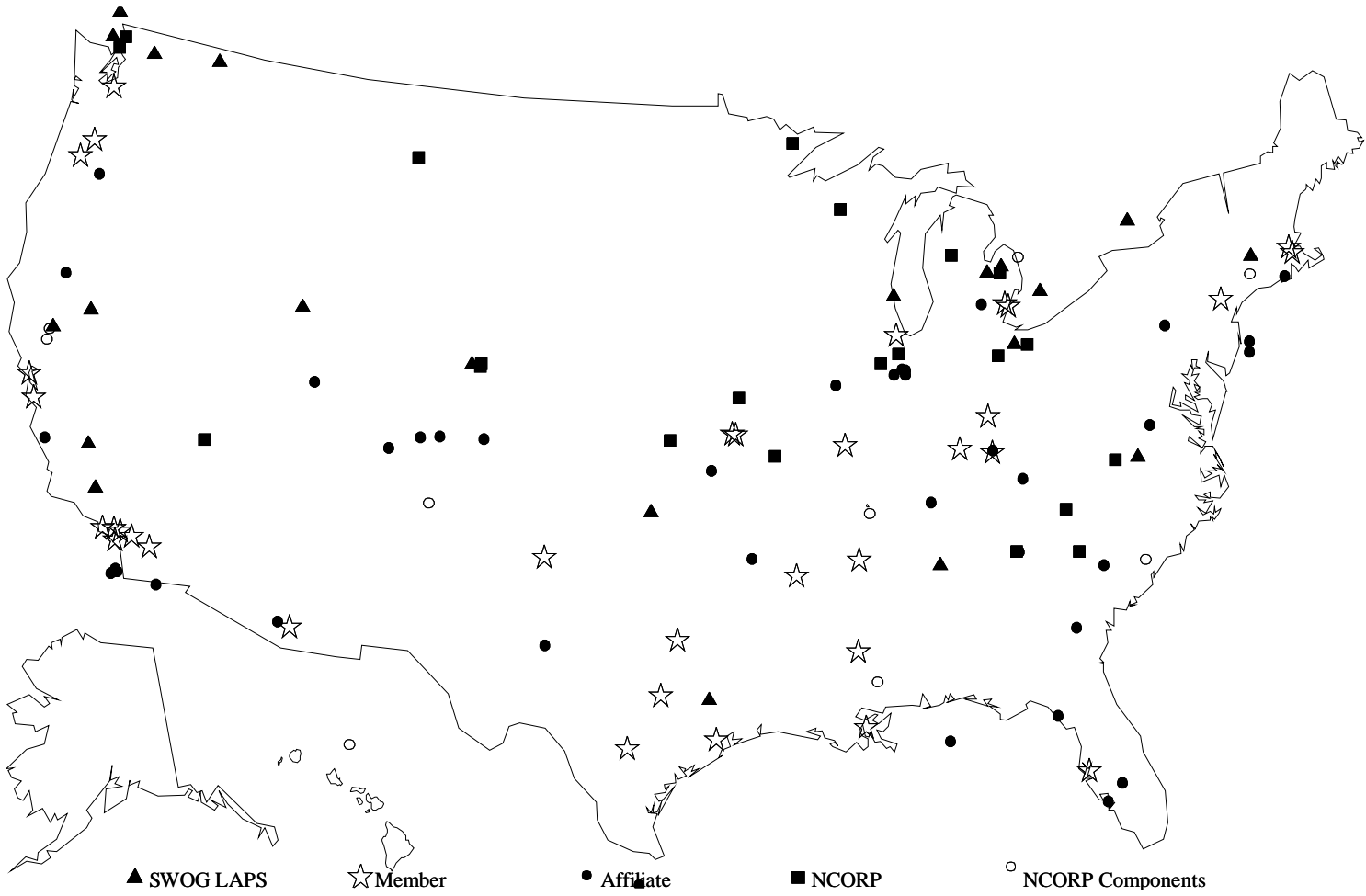
	Phase I and II		Phase III		Other*	
AGE						
Median	65		60		58	
Upper Quartile	74		69		69	
Lower Quartile	56		50		48	
SEX						
Males	381	54%	898	25%	150	43%
Females	320	46%	2628	75%	161	47%
Unknown	0	0%	0	0%	34	10%
ETHNICITY						
Hispanic	34	5%	358	10%	31	9%
Non-Hispanic	645	92%	3086	88%	266	77%
Unknown	22	3%	82	2%	48	14%
RACE						
White	588	84%	2904	82%	232	67%
Black	57	8%	334	9%	29	8%
Asian	23	3%	93	3%	27	8%
Pacific Islander	2	0%	14	0%	2	1%
Native	1	0%	16	0%	0	0%
Multi-Racial	0	0%	12	0%	1	0%
Unknown	30	4%	153	4%	54	16%

*Study Type of "Other" includes those primarily under the NCORP Research Base.

Membership Credited Registrations (Excludes Screening Registrations) July 2015 through June 2019 Registrations

	Jul 2015 Jun 2016		Jul 2016 Jun 2017		Jul 2017 Jun 2018		Jul 2018 Jun 2019	
AGE								
Median	60		61		59		61	
Upper Quartile	68		69		68		70	
Lower Quartile	52		51		50		51	
SEX								
Males	2375	43%	2318	41%	1514	32%	1429	31%
Females	3201	57%	3379	59%	3235	68%	3109	68%
Unknown	0	0%	0	0%	0	0%	34	1%
ETHNICITY								
Hispanic	598	11%	432	8%	397	8%	423	9%
Non-Hispanic	4587	82%	4678	82%	4143	87%	3997	87%
Unknown	391	7%	587	10%	209	4%	152	3%
RACE								
White	4281	77%	4365	77%	3761	79%	3724	81%
Black	554	10%	484	8%	460	10%	420	9%
Asian	215	4%	128	2%	150	3%	143	3%
Pacific Islander	13	0%	24	0%	16	0%	18	0%
Native	22	0%	26	0%	26	1%	17	0%
Multi-Racial	19	0%	12	0%	18	0%	13	0%
Unknown	472	8%	658	12%	318	7%	237	5%

SWOG Institutions



SWOG Patient Registrations

July 2018 through June 2019

