

# ACCRUAL SUMMARY

# CONTENTS

Membership Accrual for All Committees	
SWOG-Credited Accrual .....	4
Accrual to SWOG-Coordinated Studies .....	5
SWOG-Credited Registrations to All Studies and	
Non-SWOG Registrations to SWOG Studies .....	6
Patients Registered by Type of Institution and Funding Agency .....	6
Patient Registrations by Funding Source .....	7
Patients Registered to Any Network Trial	
By Study Type, Committee and Type of Institution .....	8
By Study Type, Type of Institution within Coordinating Group .....	9
Membership Accrual By Institution and Funding Source .....	10
Membership Accrual By Institution and Committee .....	13
Screen-Only Registrations by Committee .....	16
Patients Followed on SWOG-Coordinated Trials by Committee .....	16
Patient Characteristics by Type of Study .....	17
SWOG Institutions by Location .....	18
Patient Registrations by Location .....	19

The Accrual Summary includes patient registrations for SWOG coordinated trials as well as those credited to SWOG institutions for non-SWOG coordinated trials. Patients being screened for a study are counted only if they register for a subsequent clinical trial (screen failures are not counted in general accrual numbers).

In the following tables, trials are broken down by various factors including Funding Source and Study Type.

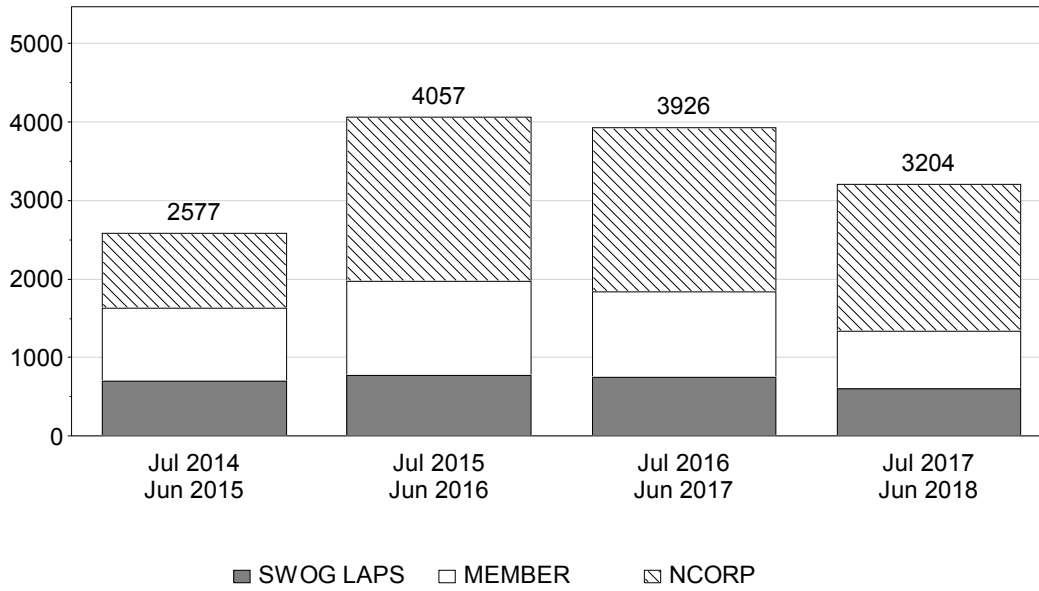
- Studies indicated as “Other Funding” are studies which are not sponsored by CTEP or DCP.
- Studies listed with Study Type of “Other” includes those primarily under the NCORP Research Base program.

Registrations to unsupported studies for which SWOG no longer has an active disease committee are grouped under “Non-SWOG Committees” (e.g. Brain, Sarcoma, Gynecology and Head and Neck).

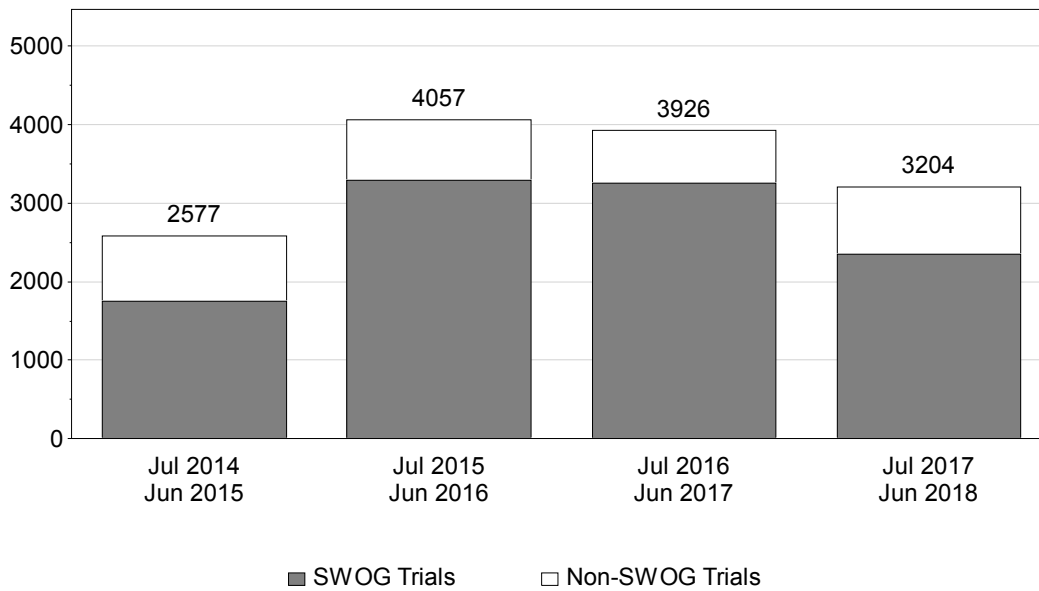
# SWOG-Credited Accrual

## To Any Network Trial

Type of Institution



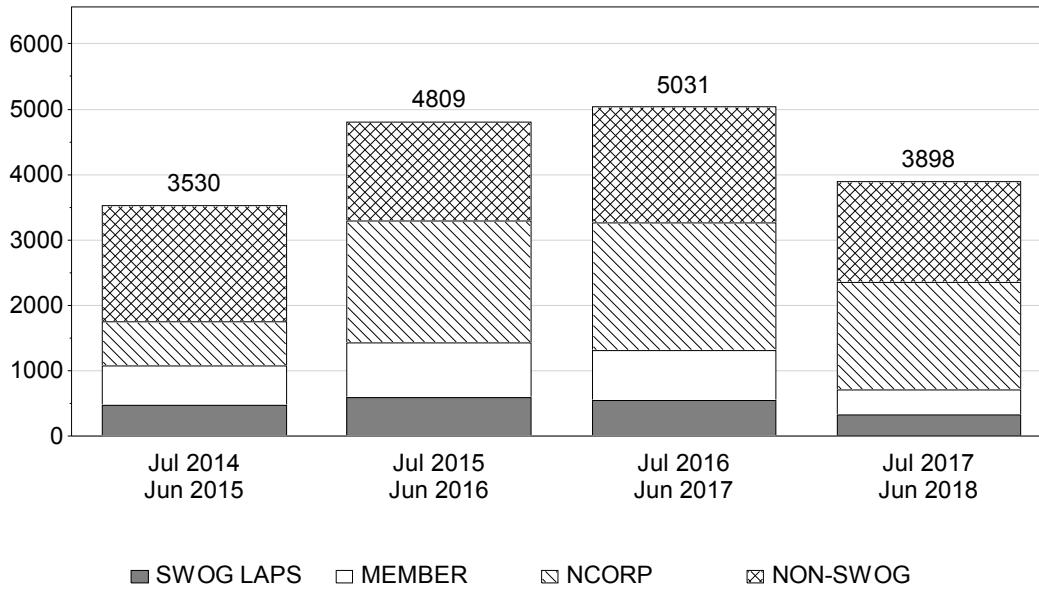
Coordinating Group



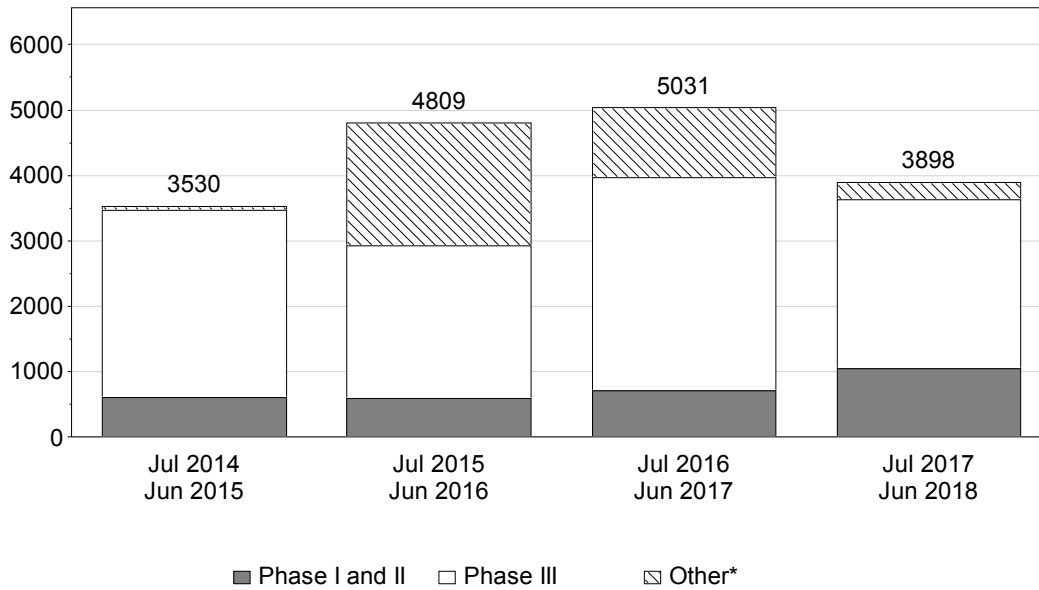
# Accrual to SWOG-Coordinated Studies

## By Any Network Group

Type of Institution



Type of Study

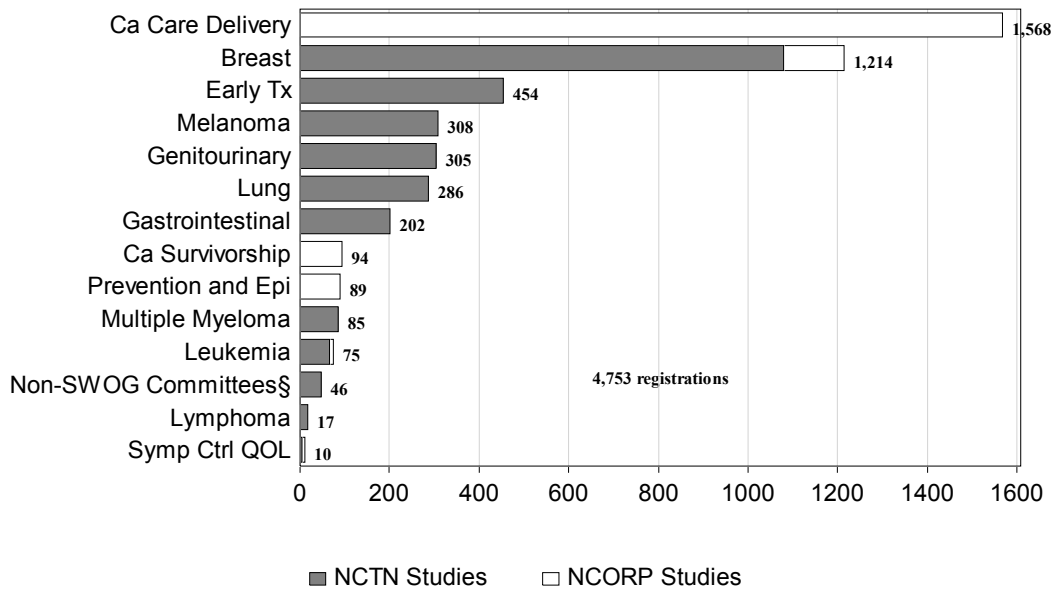


\*Study Type of "Other" includes those primarily under the NCORP Research Base.

# SWOG-Credited Registrations to All Studies and Non-SWOG Registrations to SWOG Studies

## By Committee and Funding Type

July 2017 through June 2018



§ Registrations to unsupported studies for which SWOG no longer has an active disease committee are grouped under “Non-SWOG Committees” (e.g. Brain, Sarcoma, Gynecology and Head and Neck).

## Patients Registered by Type of Institution and Funding Agency

	SWOG Registrations to SWOG Studies			Non-SWOG Registrations to SWOG Studies			SWOG Registrations to Non-SWOG Studies		
	Jul15 Jun16	Jul16 Jun17	Jul17 Jun18	Jul15 Jun16	Jul16 Jun17	Jul17 Jun18	Jul15 Jun16	Jul16 Jun17	Jul17 Jun18
<b>NCTN Studies</b>	1306	1614	1165	1478	1685	1050	731	614	638
<b>NCORP Studies</b>	154	710	1184	42	87	499	37	53	217
<b>Other Funded Studies**</b>	1829	935	0	0	0	0	0	0	0
	<b>3289</b>	<b>3259</b>	<b>2349</b>	<b>1520</b>	<b>1772</b>	<b>1549</b>	<b>768</b>	<b>667</b>	<b>855</b>

\*\* Other Funded Studies are studies which are non-CTEP, non-DCP.

## Patients Registered to NCTN Funded Trials by Committee and Type of Institution

	SWOG LAPS			MEMBER			NCORP			NON-SWOG		
	Jul15	Jul16	Jul17	Jul15	Jul16	Jul17	Jul15	Jul16	Jul17	Jul15	Jul16	Jul17
	Jun16	Jun17	Jun18	Jun16	Jun17	Jun18	Jun16	Jun17	Jun18	Jun16	Jun17	Jun18
Breast	96	157	226	162	147	148	168	192	237	814	792	468
Early Tx	4	39	69	17	68	120	5	59	95	0	39	170
Gastrointestinal	93	52	42	81	51	46	69	57	43	42	38	71
Genitourinary	173	142	74	226	148	83	245	130	59	311	203	89
Leukemia	46	17	15	100	44	14	48	8	17	50	15	20
Lung	38	59	53	38	69	62	75	98	90	99	121	81
Lymphoma	9	0	3	30	10	10	17	3	3	15	0	1
Melanoma	65	141	36	55	198	59	50	224	63	107	477	150
Multiple Myeloma	17	29	39	36	32	30	32	20	16	40	0	0
Symp Ctrl QOL	0	0	3	0	0	2	0	0	0	0	0	0
Non-SWOG Committees§	13	10	28	22	20	11	7	4	7	0	0	0
	<b>554</b>	<b>646</b>	<b>588</b>	<b>767</b>	<b>787</b>	<b>585</b>	<b>716</b>	<b>795</b>	<b>630</b>	<b>1478</b>	<b>1685</b>	<b>1050</b>

## Patients Registered to NCORP Funded Trials by Committee and Type of Institution

	SWOG LAPS			MEMBER			NCORP			NON-SWOG		
	Jul15	Jul16	Jul17	Jul15	Jul16	Jul17	Jul15	Jul16	Jul17	Jul15	Jul16	Jul17
	Jun16	Jun17	Jun18	Jun16	Jun17	Jun18	Jun16	Jun17	Jun18	Jun16	Jun17	Jun18
Breast	5	3	7	3	0	56	11	10	72	0	0	0
Ca Care Delivery	0	0	0	0	5	5	2	586	1119	0	48	444
Ca Survivorship	5	5	0	10	33	35	6	4	24	9	20	35
Genitourinary	4	0	0	1	0	0	0	0	0	0	0	0
Leukemia	0	1	2	0	2	0	0	1	7	0	0	0
Prevention and Epi	5	9	9	9	17	43	17	25	17	10	19	20
Symp Ctrl QOL	3	5	0	12	5	5	98	41	0	23	0	0
Non-SWOG Committees§	0	0	0	0	7	0	0	4	0	0	0	0
	<b>22</b>	<b>23</b>	<b>18</b>	<b>35</b>	<b>69</b>	<b>144</b>	<b>134</b>	<b>671</b>	<b>1239</b>	<b>42</b>	<b>87</b>	<b>499</b>

§ Registrations to unsupported studies for which SWOG no longer has an active disease committee are grouped under “Non-SWOG Committees” (e.g. Brain, Sarcoma, Gynecology and Head and Neck).

## Patients Registered to Trials Funded by Other Grants by Committee and Type of Institution

	SWOG LAPS			MEMBER			NCORP		
	Jul15	Jul16	Jul17	Jul15	Jul16	Jul17	Jul15	Jul16	Jul17
	Jun16	Jun17	Jun18	Jun16	Jun17	Jun18	Jun16	Jun17	Jun18
Ca Care Delivery	196	84	0	396	230	0	1237	621	0
	<b>196</b>	<b>84</b>	<b>0</b>	<b>396</b>	<b>230</b>	<b>0</b>	<b>1237</b>	<b>621</b>	<b>0</b>

## Patients Registered to Any Network Trial

	Jul 2014 Jun 2015	Jul 2015 Jun 2016	Jul 2016 Jun 2017	Jul 2017 Jun 2018	Total
<b>Total</b>	<b>4,362</b>	<b>5,577</b>	<b>5,698</b>	<b>4,753</b>	<b>20,390</b>
<b>Study Type</b>					
Phase I and II	744	722	770	1,134	3,370
Phase III	3,516	2,931	3,739	3,302	13,488
Other*	102	1,924	1,189	317	3,532
<b>Committee</b>					
Breast	1,486	1,259	1,301	1,214	5,260
Ca Care Delivery	19	1,831	1,574	1,568	4,992
Ca Survivorship	3	30	62	94	189
Early Tx	4	26	205	454	689
Gastrointestinal	337	285	198	202	1,022
Genitourinary	1,039	960	623	305	2,927
Leukemia	549	244	88	75	956
Lung	214	250	347	286	1,097
Lymphoma	96	71	13	17	197
Melanoma	89	277	1,040	308	1,714
Multiple Myeloma	171	125	81	85	462
Prevention and Epi	39	41	70	89	239
Symp Ctrl QOL	275	136	51	10	472
Non-SWOG Committees§	41	42	45	46	174
<b>Institution Type</b>					
<b>SWOG</b>					
SWOG LAPS	694	772	753	606	2,825
Member	940	1,198	1,086	729	3,953
NCORP	943	2,087	2,087	1,869	6,986
Total SWOG	2,577	4,057	3,926	3,204	13,764
<b>Non-SWOG</b>					
ALLIANCE	568	379	382	428	1,757
CCTG	129	50	98	33	310
CTSU-NOS	0	0	1	2	3
ECOG-ACRIN	615	444	453	469	1,981
GEICAM	220	80	0	0	300
NRG	249	234	288	482	1,253
UNICANCER	4	333	550	135	1,022
Total Non-SWOG	1,785	1,520	1,772	1,549	6,626

\*Study Type of "Other" includes those primarily under the NCORP Research Base.

§ Registrations to unsupported studies for which SWOG no longer has an active disease committee are grouped under "Non-SWOG Committees" (e.g. Brain, Sarcoma, Gynecology and Head and Neck).



## Patients Registered to Any Network Trial

	Jul 2014 Jun 2015	Jul 2015 Jun 2016	Jul 2016 Jun 2017	Jul 2017 Jun 2018	Total
	4,362	5,577	5,698	4,753	20,390
<b>SWOG Coordinated</b>	<b>3,530</b>	<b>4,809</b>	<b>5,031</b>	<b>3,898</b>	<b>17,268</b>
<b>Study Type</b>					
Phase I and II	601	590	712	1,038	2,941
Phase III	2,866	2,331	3,250	2,593	11,040
Other*	63	1,888	1,069	267	3,287
<b>Institution Type</b>					
SWOG LAPS	471	588	543	320	1,922
Member	597	838	770	381	2,586
NCORP	677	1,863	1,946	1,648	6,134
Non-SWOG	1,785	1,520	1,772	1,549	6,626
<b>Funding Source</b>					
NCTN Studies	3,173	2,784	3,299	2,215	11,471
NCORP Studies	308	196	797	1,683	2,984
Other Funded Studies**	49	1,829	935	0	2,813
<b>Non-SWOG Coordinated</b>	<b>832</b>	<b>768</b>	<b>667</b>	<b>855</b>	<b>3,122</b>
<b>Study Type</b>					
Phase I and II	143	132	58	96	429
Phase III	650	600	489	709	2,448
Other*	39	36	120	50	245
<b>Institution Type</b>					
SWOG LAPS	223	184	210	286	903
Member	343	360	316	348	1,367
NCORP	266	224	141	221	852

\* Study Type of "Other" includes those primarily under the NCORP Research Base.

\*\* Other Funded Studies are studies which are non-CTEP, non-DCP.

## Accrual by Institution and Funding Agency

Membership Credited Registrations\* (Excludes screening registrations)

July 1, 2017 – June 30, 2018

	CTEP Funded	DCP Funded	Non-SWOG Coordinated	Total
<b>SWOG LAPS</b>				
<b>Birmingham, U of AL (17812)</b>	-	-	3	3
<b>Cleveland Clinic OH (301)</b>	20	-	31	51
<b>Colorado, U of (10120)</b>	27	2	30	59
Poudre Valley Hosp (11190)	-	-	9	9
Shaw Reg Cancer Ctr (12437)	-	-	1	1
UCH Mem Hosp Central (10436)	-	-	5	5
Valley View Hospital (13389)	1	-	-	1
<b>Davis, U of CA (10176)</b>	16	-	25	41
<b>Fred Hutchinson CRC (11153)</b>	18	-	20	38
<b>MD Anderson CC (11439)</b>	53	-	1	54
Banner MD Anderson (17761)	6	1	-	7
<b>Michigan, U of (4700)</b>	48	-	22	70
MidMichigan Med Ctr (11812)	1	-	1	2
<b>Ohio State Univ (17368)</b>	15	-	-	15
<b>Oklahoma, Univ of (17955)</b>	8	-	-	8
<b>So Calif, U of (10138)</b>	11	1	8	20
<b>Stanford University (12661)</b>	-	-	4	4
<b>Utah, U of (2501)</b>	39	-	2	41
<b>Wayne State Univ (2701)</b>	9	-	22	31
<b>Yale University (17377)</b>	35	5	95	135
Florida, Univ of (18727)	-	-	1	1
Greenwich Hospital (17379)	2	-	2	4
NYU Winthrop Hosp (20800)	2	-	4	6
<b>SWOG LAPS Total</b>	<b>311</b>	<b>9</b>	<b>286</b>	<b>606</b>
<b>MEMBERS</b>				
<b>Arizona MC, U of (3009)</b>	10	3	19	32
<b>Arkansas, U of (101)</b>	8	1	2	11
Highlands Onc Group (10885)	4	-	-	4
Sacred Heart Hosp (10549)	2	-	2	4
<b>Baylor College (11988)</b>	7	-	11	18
<b>Baylor Univ Med Ctr (14205)</b>	0	-	3	3
<b>Boston Medical Ctr (10635)</b>	1	-	2	3
<b>Brooke Army Med Ctr (10330)</b>	0	-	-	0
S Georgia Med Ctr (10807)	1	-	3	4
<b>Cedars-Sinai Med Ctr (14111)</b>	5	-	1	6
<b>Cincinnati MC, U of (10509)</b>	3	-	6	9
<b>City of Hope Med Ctr (10082)</b>	19	-	3	22
<b>Desert Hospital (11205)</b>	0	-	2	2
<b>H Lee Moffitt CC (11898)</b>	28	2	8	38
The Watson Clinic (11935)	-	-	4	4
<b>Harrington CC (11446)</b>	0	-	2	2
<b>Henry Ford Hospital (501)</b>	13	-	11	24
<b>Irvine, U of CA (10498)</b>	12	4	20	36
PIH Health Hosp (11524)	-	-	1	1
St Jude Medical Ctr (11553)	-	-	5	5
<b>Kansas, U of (3004)</b>	55	6	16	77
Cotton O'Neil CC (10496)	-	-	5	5
<b>Kentucky, U of (10012)</b>	2	-	3	5
<b>Lahey Hosp &amp; Med Ctr (16037)</b>	1	2	42	45
<b>Loma Linda Univ (10682)</b>	5	-	5	10
<b>Los Angeles, U of CA (10503)</b>	8	-	2	10
<b>Loyola University (10080)</b>	11	2	5	18
AMG Onc - Naperville (10616)	1	-	-	1
Quad Cities/Genesis (10424)	3	-	1	4
<b>MAVERIC (23984)</b>	7	-	-	7

	CTEP Funded	DCP Funded	Non-SWOG Coordinated	Total
<b>Memorial Hermann (22899)</b>	<b>2</b>	<b>-</b>	<b>-</b>	<b>2</b>
<b>Methodist Hospital (15225)</b>	<b>0</b>	<b>-</b>	<b>1</b>	<b>1</b>
<b>Mississippi, Univ of (3012)</b>	<b>3</b>	<b>-</b>	<b>2</b>	<b>5</b>
<b>Mt Sinai Med Ctr (13112)</b>	<b>1</b>	<b>-</b>	<b>-</b>	<b>1</b>
<b>Northwestern Univ (21514)</b>	<b>30</b>	<b>-</b>	<b>-</b>	<b>30</b>
<b>Orange Reg Med Ctr (21395)</b>	<b>1</b>	<b>-</b>	<b>-</b>	<b>1</b>
<b>Oregon Hlth Sci Univ (4100)</b>	<b>12</b>	<b>-</b>	<b>4</b>	<b>16</b>
Asante Rogue Reg MC (8290)	-	-	2	2
Good Samaritan Hosp (14039)	8	-	-	8
Salem Hospital (8167)	5	-	-	5
<b>Providence Hosp (3500)</b>	<b>4</b>	<b>1</b>	<b>21</b>	<b>26</b>
<b>Rochester, Univ of (11400)</b>	<b>14</b>	<b>-</b>	<b>19</b>	<b>33</b>
Arnot Ogden Med Ctr (13424)	-	-	65	65
<b>San Antonio, U of TX (2400)</b>	<b>16</b>	<b>1</b>	<b>7</b>	<b>24</b>
Carolinas Med Ctr (17374)	-	-	2	2
TTUHSC-Lubbock (8215)	-	-	2	2
Thompson Ca Surv Ctr (10427)	5	-	1	6
Winchester Med Ctr (28534)	-	3	-	3
<b>San Diego, U of CA (18822)</b>	<b>19</b>	<b>-</b>	<b>2</b>	<b>21</b>
Eisenhower Med Ctr (11315)	1	-	1	2
<b>Sutter Cancer RC (10714)</b>	<b>3</b>	<b>-</b>	<b>6</b>	<b>9</b>
Sutter Medical Ctr (10712)	-	-	2	2
<b>Tennessee, U of (11441)</b>	<b>8</b>	<b>15</b>	<b>4</b>	<b>27</b>
<b>Tulane University (1801)</b>	<b>2</b>	<b>-</b>	<b>-</b>	<b>2</b>
<b>Univ of Louisville (11293)</b>	<b>0</b>	<b>-</b>	<b>1</b>	<b>1</b>
<b>VAMC Kansas City (11138)</b>	<b>1</b>	<b>-</b>	<b>21</b>	<b>22</b>
<b>MEMBERS Total</b>	<b>341</b>	<b>40</b>	<b>347</b>	<b>728</b>
<b>NCORP</b>				
Baptist MU-NCORP (18730)	3	41	9	53
Bay Area NCORP (10706)	1	16	-	17
Beaumont NCORP (11434)	3	3	17	23
CORA NCORP (23777)	19	41	-	60
CRC West MI NCORP (9007)	13	21	-	34
Carle CC NCORP (24410)	11	41	-	52
Columbia MU-NCORP (18743)	5	36	1	42
Columbus NCORP (9005)	15	27	-	42
Dayton NCORP (9006)	7	24	3	34
Essentia Hlth NCORP (24502)	8	49	-	57
GRU MU-NCORP (26544)	-	7	-	7
Georgia NCORP (25442)	19	35	2	56
Greenville NCORP (10879)	8	40	2	50
Gulf South MU-NCORP (10816)	23	43	2	68
Hawaii MU-NCORP (10781)	12	24	14	50
Heartland NCORP (10211)	56	104	1	161
Kaiser Perm NCORP (13655)	82	33	93	208
Kansas City NCORP (9010)	3	1	1	5
MUSC MU-NCORP (11421)	12	-	-	12
Michigan CRC NCORP (11110)	39	134	-	173
Montana NCORP (10891)	14	34	-	48
Nevada CRF NCORP (13500)	19	2	1	22
New Mexico MU-NCORP (11331)	30	79	2	111
Northwest NCORP (9016)	9	42	2	53
Ozarks NCORP (10210)	15	34	-	49
PCRC NCORP (3007)	27	92	-	119
Southeast COR NCORP (11108)	38	43	71	152
Wichita NCORP (9017)	9	27	-	36
Wisconsin NCORP (26010)	13	62	-	75
<b>NCORP Total</b>	<b>513</b>	<b>1135</b>	<b>221</b>	<b>1,869</b>
<b>FOREIGN MEMBERS</b>				
King Faisal Spec Hos (Saudi Ar	-	-	1	1
<b>FOREIGN MEMBERS Total</b>	<b>-</b>	<b>-</b>	<b>1</b>	<b>1</b>
<b>NON-SWOG</b>				

	<b>CTEP Funded</b>	<b>DCP Funded</b>	<b>Non-SWOG Coordinated</b>	<b>Total</b>
ALLIANCE	253	175	-	428
CCTG	33	-	-	33
CTSU-NOS	-	2	-	2
ECOG-ACRIN	263	206	-	469
NRG	366	116	-	482
UNICANCER	135	-	-	135
<b>NON-SWOG Total</b>	<b>1050</b>	<b>499</b>	<b>-</b>	<b>1,549</b>
<b>Grand Total</b>	<b>2215</b>	<b>1683</b>	<b>855</b>	<b>4,753</b>

\* Registrations used for membership.

\*\* Other Funded Studies are studies which are non-CTEP, non-DCP.

## Accrual by Institution and Committee

Membership Credited Registrations (Excludes screening registrations)

July 1, 2017 – June 30, 2018

	Breast	Ca Care Delivery	Ca Survivorship	Early Tx	Gastrointestinal	Genitourinary	Leukemia	Lung	Lymphoma	Melanoma	Multiple Myeloma	Prevention and Epi	Symp Ctrl QOL	Non-SWOG Committees§	Total
<b>SWOG LAPS</b>															
<b>Birmingham, U of AL (17812)</b>	-	-	-	-	-	-	3	-	-	-	-	-	-	-	3
<b>Cleveland Clinic OH (301)</b>	16	-	-	1	4	6	5	10	-	6	-	-	3	-	51
<b>Colorado, U of (10120)</b>	34	-	-	5	1	8	-	1	1	1	-	2	-	6	59
Poudre Valley Hosp (11190)	8	-	-	-	-	1	-	-	-	-	-	-	-	-	9
Shaw Reg Cancer Ctr (12437)	1	-	-	-	-	-	-	-	-	-	-	-	-	-	1
UCH Mem Hosp Central (10436)	3	-	-	-	-	-	-	2	-	-	-	-	-	-	5
Valley View Hospital (13389)	-	-	-	1	-	-	-	-	-	-	-	-	-	-	1
<b>Davis, U of CA (10176)</b>	11	-	-	6	1	5	-	7	-	1	10	-	-	-	41
<b>Fred Hutchinson CRC (11153)</b>	14	-	-	6	10	-	-	2	1	-	-	-	-	5	38
<b>MD Anderson CC (11439)</b>	23	-	-	16	6	4	-	-	-	5	-	-	-	-	54
Banner MD Anderson (17761)	6	-	-	-	-	-	-	-	-	-	-	1	-	-	7
<b>Michigan, U of (4700)</b>	13	-	-	25	10	7	1	3	-	3	5	-	-	3	70
MidMichigan Med Ctr (11812)	2	-	-	-	-	-	-	-	-	-	-	-	-	-	2
<b>Ohio State Univ (17368)</b>	-	-	-	-	-	-	-	-	-	15	-	-	-	-	15
<b>Oklahoma, Univ of (17955)</b>	-	-	-	-	1	7	-	-	-	-	-	-	-	-	8
<b>So Calif, U of (10138)</b>	6	-	-	-	2	6	-	1	-	1	-	1	-	3	20
<b>Stanford University (12661)</b>	-	-	-	-	-	-	4	-	-	-	-	-	-	-	4
<b>Utah, U of (2501)</b>	2	-	-	1	3	28	-	3	1	3	-	-	-	-	41
<b>Wayne State Univ (2701)</b>	20	-	-	1	3	-	2	2	-	-	3	-	-	-	31
<b>Yale University (17377)</b>	66	-	-	7	1	-	2	21	-	1	21	5	-	11	135
Florida, Univ of (18727)	1	-	-	-	-	-	-	-	-	-	-	-	-	-	1
Greenwich Hospital (17379)	1	-	-	-	-	2	-	1	-	-	-	-	-	-	4
NYU Winthrop Hosp (20800)	6	-	-	-	-	-	-	-	-	-	-	-	-	-	6
<b>SWOG LAPS Total</b>	<b>233</b>	<b>-</b>	<b>-</b>	<b>69</b>	<b>42</b>	<b>74</b>	<b>17</b>	<b>53</b>	<b>3</b>	<b>36</b>	<b>39</b>	<b>9</b>	<b>3</b>	<b>28</b>	<b>606</b>
<b>MEMBERS</b>															
<b>Arizona MC, U of (3009)</b>	14	-	3	5	1	3	1	1	-	2	-	-	-	2	32
<b>Arkansas, U of (101)</b>	2	-	1	2	-	1	-	-	-	3	2	-	-	-	11
Highlands Onc Group (10885)	2	-	-	1	-	-	-	-	-	1	-	-	-	-	4
Sacred Heart Hosp (10549)	2	-	-	-	-	-	-	-	-	-	-	-	-	2	4
<b>Baylor College (11988)</b>	-	-	-	-	7	4	2	1	1	-	3	-	-	-	18
<b>Baylor Univ Med Ctr (14205)</b>	3	-	-	-	-	-	-	-	-	-	-	-	-	-	3
<b>Boston Medical Ctr (10635)</b>	2	-	-	-	1	-	-	-	-	-	-	-	-	-	3
<b>Brooke Army Med Ctr (10330)</b>	0	-	-	-	-	-	-	-	-	-	-	-	-	-	0
S Georgia Med Ctr (10807)	4	-	-	-	-	-	-	-	-	-	-	-	-	-	4
<b>Cedars-Sinai Med Ctr (14111)</b>	1	-	-	4	-	-	-	-	-	1	-	-	-	-	6
<b>Cincinnati MC, U of (10509)</b>	3	-	-	-	2	-	-	4	-	-	-	-	-	-	9
<b>City of Hope Med Ctr (10082)</b>	7	-	-	1	1	10	1	-	2	-	-	-	-	-	22
<b>Desert Hospital (11205)</b>	-	-	-	-	-	2	-	-	-	-	-	-	-	-	2
<b>H Lee Moffitt CC (11898)</b>	-	-	2	16	-	-	-	9	-	11	-	-	-	-	38
The Watson Clinic (11935)	3	-	-	-	-	1	-	-	-	-	-	-	-	-	4
<b>Harrington CC (11446)</b>	2	-	-	-	-	-	-	-	-	-	-	-	-	-	2
<b>Henry Ford Hospital (501)</b>	3	-	-	11	-	-	1	3	-	-	5	-	-	1	24
<b>Irvine, U of CA (10498)</b>	4	-	-	9	10	-	4	-	-	1	1	4	1	2	36
PIH Health Hosp (11524)	1	-	-	-	-	-	-	-	-	-	-	-	-	-	1
St Jude Medical Ctr (11553)	3	-	-	1	-	-	-	1	-	-	-	-	-	-	5
<b>Kansas, U of (3004)</b>	21	-	6	23	5	2	2	9	-	9	-	-	-	-	77

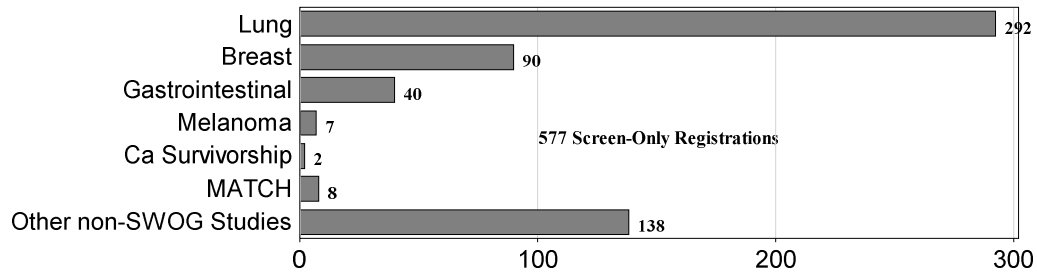
	Breast	Ca Care Delivery	Ca Survivorship	Early Tx	Gastrointestinal	Genitourinary	Leukemia	Lung	Lymphoma	Melanoma	Multiple Myeloma	Prevention and Epi	Symp Ctrl QOL	Non-SWOG Committeess	Total
Cotton O'Neil CC (10496)	1	-	-	-	-	2	-	1	-	-	1	-	-	-	5
Kentucky, U of (10012)	-	-	-	1	1	2	-	1	-	-	-	-	-	-	5
Lahey Hosp & Med Ctr (16037)	1	-	2	-	1	1	-	2	-	-	-	38	-	-	45
Loma Linda Univ (10682)	5	-	-	1	-	1	-	1	-	-	-	-	2	-	10
Los Angeles, U of CA (10503)	-	-	-	-	-	-	-	-	-	10	-	-	-	-	10
Loyola University (10080)	3	-	2	1	-	1	1	1	-	4	5	-	-	-	18
AMG Onc - Naperville (10616)	1	-	-	-	-	-	-	-	-	-	-	-	-	-	1
Quad Cities/Genesis (10424)	4	-	-	-	-	-	-	-	-	-	-	-	-	-	4
MAVERIC (23984)	-	-	-	3	-	-	-	4	-	-	-	-	-	-	7
Memorial Hermann (22899)	2	-	-	-	-	-	-	-	-	-	-	-	-	-	2
Methodist Hospital (15225)	-	-	-	-	1	-	-	-	-	-	-	-	-	-	1
Mississippi, Univ of (3012)	-	-	-	3	-	-	-	1	-	-	-	-	-	1	5
Mt Sinai Med Ctr (13112)	-	-	-	-	-	-	-	-	-	1	-	-	-	-	1
Northwestern Univ (21514)	5	-	-	8	-	8	-	4	-	5	-	-	-	-	30
Orange Reg Med Ctr (21395)	1	-	-	-	-	-	-	-	-	-	-	-	-	-	1
Oregon Hlth Sci Univ (4100)	1	-	-	4	-	4	-	3	-	3	1	-	-	-	16
Asante Rogue Reg MC (8290)	1	-	-	-	-	-	-	1	-	-	-	-	-	-	2
Good Samaritan Hosp (14039)	6	-	-	-	-	2	-	-	-	-	-	-	-	-	8
Salem Hospital (8167)	2	-	-	-	-	-	-	3	-	-	-	-	-	-	5
Providence Hosp (3500)	10	5	1	2	-	-	-	1	-	-	6	-	1	-	26
Rochester, Univ of (11400)	4	-	-	2	12	-	2	3	4	3	-	-	-	3	33
Arnot Ogden Med Ctr (13424)	56	-	-	-	-	8	-	1	-	-	-	-	-	-	65
San Antonio, U of TX (2400)	-	-	-	6	1	11	-	2	-	-	3	1	-	-	24
Carolinas Med Ctr (17374)	-	-	-	-	-	-	-	-	2	-	-	-	-	-	2
TTUHSC-Lubbock (8215)	2	-	-	-	-	-	-	-	-	-	-	-	-	-	2
Thompson Ca Surv Ctr (10427)	5	-	-	-	-	-	-	-	-	-	-	-	1	-	6
Winchester Med Ctr (28534)	-	-	3	-	-	-	-	-	-	-	-	-	-	-	3
San Diego, U of CA (18822)	-	-	-	15	2	2	-	2	-	-	-	-	-	-	21
Eisenhower Med Ctr (11315)	1	-	-	-	-	1	-	-	-	-	-	-	-	-	2
Sutter Cancer RC (10714)	4	-	-	1	1	1	-	1	-	-	1	-	-	-	9
Sutter Medical Ctr (10712)	2	-	-	-	-	-	-	-	-	-	-	-	-	-	2
Tennessee, U of (11441)	7	-	15	-	-	-	-	-	-	5	-	-	-	-	27
Tulane University (1801)	2	-	-	-	-	-	-	-	-	-	-	-	-	-	2
Univ of Louisville (11293)	1	-	-	-	-	-	-	-	-	-	-	-	-	-	1
VAMC Kansas City (11138)	-	-	-	-	-	16	-	2	-	-	2	-	2	-	22
<b>MEMBERS Total</b>	<b>204</b>	<b>5</b>	<b>35</b>	<b>120</b>	<b>46</b>	<b>83</b>	<b>14</b>	<b>62</b>	<b>9</b>	<b>59</b>	<b>30</b>	<b>43</b>	<b>7</b>	<b>11</b>	<b>728</b>
<b>NCORP</b>															
Baptist MU-NCORP (18730)	7	41	-	-	1	-	-	3	-	-	-	1	-	-	53
Bay Area NCORP (10706)	-	16	-	-	-	-	-	-	-	1	-	-	-	-	17
Beaumont NCORP (11434)	12	7	-	-	3	1	-	-	-	-	-	-	-	-	23
CORA NCORP (23777)	11	40	-	4	-	-	-	3	-	1	-	1	-	-	60
CRC West MI NCORP (9007)	11	20	-	-	-	1	-	-	1	-	-	1	-	-	34
Carle CC NCORP (24410)	8	41	-	-	-	-	1	2	-	-	-	-	-	-	52
Columbia MU-NCORP (18743)	5	36	-	-	1	-	-	-	-	-	-	-	-	-	42
Columbus NCORP (9005)	6	26	-	1	1	1	-	3	-	3	-	1	-	-	42
Dayton NCORP (9006)	1	24	-	-	4	2	1	2	-	-	-	-	-	-	34
Essentia Hlth NCORP (24502)	3	47	1	3	-	1	-	1	-	-	-	1	-	-	57
GRU MU-NCORP (26544)	-	7	-	-	-	-	-	-	-	-	-	-	-	-	7
Georgia NCORP (25442)	8	35	-	3	-	-	-	5	-	5	-	-	-	-	56
Greenville NCORP (10879)	1	39	1	-	2	2	2	2	1	-	-	-	-	-	50
Gulf South MU-NCORP (10816)	7	43	-	2	-	14	-	-	-	2	-	-	-	-	68
Hawaii MU-NCORP (10781)	7	23	7	3	-	-	3	6	-	-	-	1	-	-	50
Heartland NCORP (10211)	17	98	6	8	5	6	5	10	1	4	1	-	-	-	161
Kaiser Perm NCORP (13655)	58	35	8	16	11	5	5	25	-	22	13	3	-	7	208
Kansas City NCORP (9010)	3	1	-	-	-	-	1	-	-	-	-	-	-	-	5
MUSC MU-NCORP (11421)	8	-	-	4	-	-	-	-	-	-	-	-	-	-	12
Michigan CRC NCORP (11110)	14	134	-	7	2	4	1	9	-	2	-	-	-	-	173

	Breast	Ca Care Delivery	Ca Survivorship	Early Tx	Gastrointestinal	Genitourinary	Leukemia	Lung	Lymphoma	Melanoma	Multiple Myeloma	Prevention and Epi	Symp Ctrl QOL	Non-SWOG Committees§	Total
Montana NCORP (10891)	3	34	-	7	1	-	1	2	-	-	-	-	-	-	48
Nevada CRF NCORP (13500)	-	1	-	13	-	4	-	-	-	2	1	1	-	-	22
New Mexico MU-NCORP (11331)	13	77	1	9	5	-	1	-	-	4	-	1	-	-	111
Northwest NCORP (9016)	7	39	-	-	-	-	2	-	-	2	-	3	-	-	53
Ozarks NCORP (10210)	5	34	-	1	2	4	-	2	-	1	-	-	-	-	49
PCRC NCORP (3007)	5	91	-	7	1	11	-	-	-	3	-	1	-	-	119
Southeast COR NCORP (11108)	86	43	-	-	3	1	1	12	-	5	1	-	-	-	152
Wichita NCORP (9017)	3	25	-	-	-	-	-	3	-	3	-	2	-	-	36
Wisconsin NCORP (26010)	-	62	-	7	1	2	-	-	-	3	-	-	-	-	75
<b>NCORP Total</b>	<b>309</b>	<b>1119</b>	<b>24</b>	<b>95</b>	<b>43</b>	<b>59</b>	<b>24</b>	<b>90</b>	<b>3</b>	<b>63</b>	<b>16</b>	<b>17</b>	<b>-</b>	<b>7</b>	<b>1,869</b>
<b>FOREIGN MEMBERS</b>															
King Faisal Spec Hos (Saudi Ar	-	-	-	-	-	-	-	-	1	-	-	-	-	-	1
<b>FOREIGN MEMBERS Total</b>	<b>-</b>	<b>-</b>	<b>-</b>	<b>-</b>	<b>-</b>	<b>-</b>	<b>-</b>	<b>-</b>	<b>1</b>	<b>-</b>	<b>-</b>	<b>-</b>	<b>-</b>	<b>-</b>	<b>1</b>
<b>NON-SWOG</b>															
ALLIANCE	87	158	11	49	22	35	11	27	1	21	-	6	-	-	428
CCTG	-	-	-	-	-	4	-	4	-	25	-	-	-	-	33
CTSUS-NOS	-	2	-	-	-	-	-	-	-	-	-	-	-	-	2
ECOG-ACRIN	67	200	-	51	32	22	1	25	-	65	-	6	-	-	469
NRG	179	84	24	70	17	28	8	25	-	39	-	8	-	-	482
UNICANCER	135	-	-	-	-	-	-	-	-	-	-	-	-	-	135
<b>NON-SWOG Total</b>	<b>468</b>	<b>444</b>	<b>35</b>	<b>170</b>	<b>71</b>	<b>89</b>	<b>20</b>	<b>81</b>	<b>1</b>	<b>150</b>	<b>-</b>	<b>20</b>	<b>-</b>	<b>-</b>	<b>1,549</b>
<b>Grand Total</b>	<b>1214</b>	<b>1568</b>	<b>94</b>	<b>454</b>	<b>202</b>	<b>305</b>	<b>75</b>	<b>286</b>	<b>17</b>	<b>308</b>	<b>85</b>	<b>89</b>	<b>10</b>	<b>46</b>	<b>4,753</b>

§ Registrations to unsupported studies for which SWOG no longer has an active disease committee are grouped under “Non-SWOG Committees” (e.g. Brain, Sarcoma, Gynecology and Head and Neck).

# SWOG Screen-Only\* Registrations to All Studies and Non-SWOG Screen-Only\* Registrations to SWOG Studies

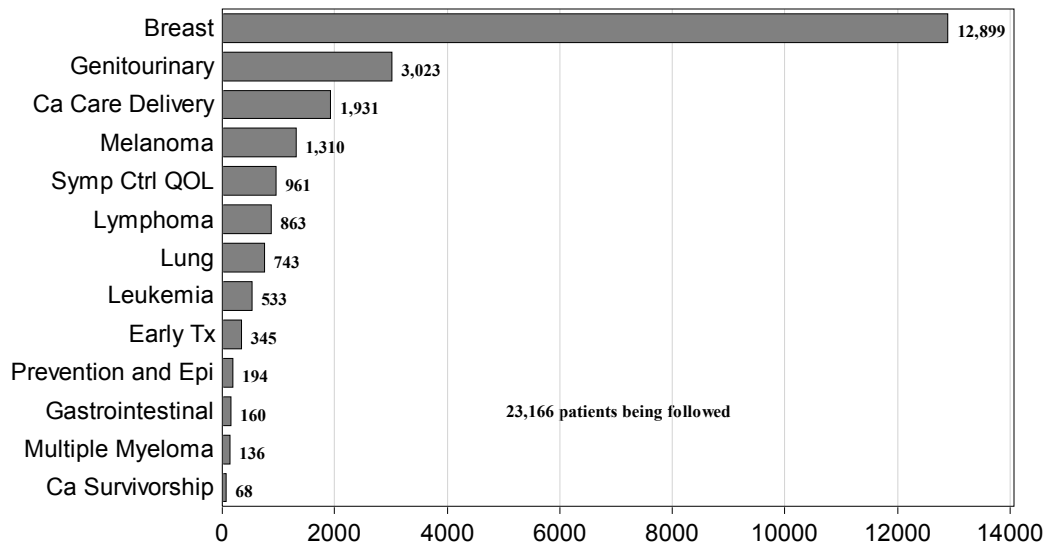
July 2017 through June 2018



\* Registrations onto screening steps without subsequent randomizations onto a treatment trial (e.g. screen failures).

## Number of Patients Being Followed on SWOG-Coordinated Trials by Committee

Data as of September 5, 2018





## Patient Characteristics

### Membership Credited Registrations (Excludes Screening Registrations)

#### July 2017 through June 2018 Registrations

	Phase I and II		Phase III		Other*	
<b>AGE</b>						
Median	63		58		62	
Upper Quartile	70		67		70	
Lower Quartile	53		49		52	
<b>SEX</b>						
Males	537	47%	811	25%	172	54%
Females	597	53%	2491	75%	145	46%
<b>ETHNICITY</b>						
Hispanic	88	8%	286	9%	24	8%
Non-Hispanic	1018	90%	2842	86%	286	90%
Unknown	28	2%	174	5%	7	2%
<b>RACE</b>						
White	940	83%	2585	78%	238	75%
Black	103	9%	317	10%	40	13%
Asian	25	2%	103	3%	22	7%
Pacific Islander	4	0%	11	0%	1	0%
Native	5	0%	20	1%	1	0%
Multi-Racial	3	0%	14	0%	1	0%
Unknown	54	5%	252	8%	14	4%

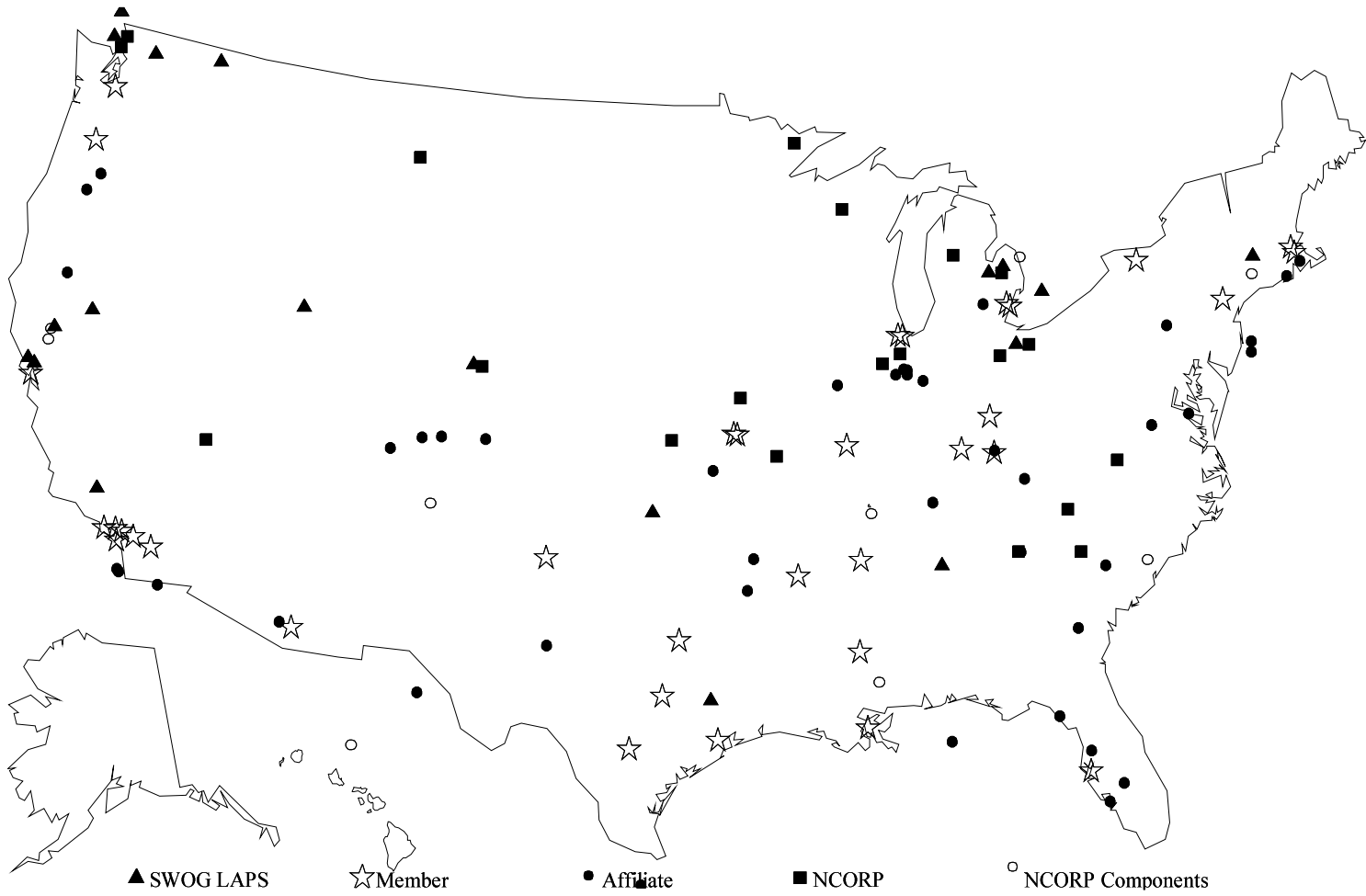
\*Study Type of "Other" includes those primarily under the NCORP Research Base.

### Membership Credited Registrations (Excludes Screening Registrations)

#### July 2014 through June 2018 Registrations

	Jul 2014 Jun 2015		Jul 2015 Jun 2016		Jul 2016 Jun 2017		Jul 2017 Jun 2018	
<b>AGE</b>								
Median	59		60		61		59	
Upper Quartile	67		68		69		68	
Lower Quartile	51		52		51		50	
<b>SEX</b>								
Males	1818	42%	2375	43%	2319	41%	1520	32%
Females	2541	58%	3202	57%	3379	59%	3233	68%
Unknown	3	0%	0	0%	0	0%	0	0%
<b>ETHNICITY</b>								
Unknown	109	2%	391	7%	587	10%	209	4%
Hispanic	405	9%	598	11%	433	8%	398	8%
Non-Hispanic	3848	88%	4588	82%	4678	82%	4146	87%
<b>RACE</b>								
White	3535	81%	4282	77%	4366	77%	3763	79%
Black	361	8%	554	10%	484	8%	460	10%
Asian	256	6%	215	4%	128	2%	150	3%
Pacific Islander	11	0%	13	0%	24	0%	16	0%
Native	25	1%	22	0%	26	0%	26	1%
Multi-Racial	16	0%	19	0%	12	0%	18	0%
Unknown	158	4%	472	8%	658	12%	320	7%

# SWOG Institutions



# SWOG Patient Registrations

July 2017 through June 2018

