

ACCRUAL SUMMARY

CONTENTS

Membership Accrual for All Committees	
SWOG-Credited Accrual	4
Accrual to SWOG-Coordinated Studies	5
SWOG-Credited Registrations to All Studies and	
Non-SWOG Registrations to SWOG Studies	6
Patients Registered by Type of Institution and Funding Agency	6
Patient Registrations by Funding Source	7
Patients Registered to Any Network Trial	
By Study Type, Committee and Type of Institution	8
By Study Type, Type of Institution within Coordinating Group	9
Membership Accrual By Institution and Funding Source	10
Membership Accrual By Institution and Committee	13
Screen-Only Registrations by Committee	16
Patients Followed on SWOG-Coordinated Trials by Committee	16
Patient Characteristics by Type of Study	17
SWOG Institutions by Location	18
Patient Registrations by Location	19

The Accrual Summary includes patient registrations for SWOG coordinated trials as well as those credited to SWOG institutions for non-SWOG coordinated trials. Patients being screened for a study are counted only if they register for a subsequent clinical trial (screen failures are not counted in general accrual numbers).

For time periods prior to 2014, SWOG LAPS and NCORP institutional designations were the former U10 and CCOP institutions respectively. Institution affiliations reflect current roster designations, which may have changed over time.

In the following tables, trials are broken down by various factors including Funding Source and Study Type.

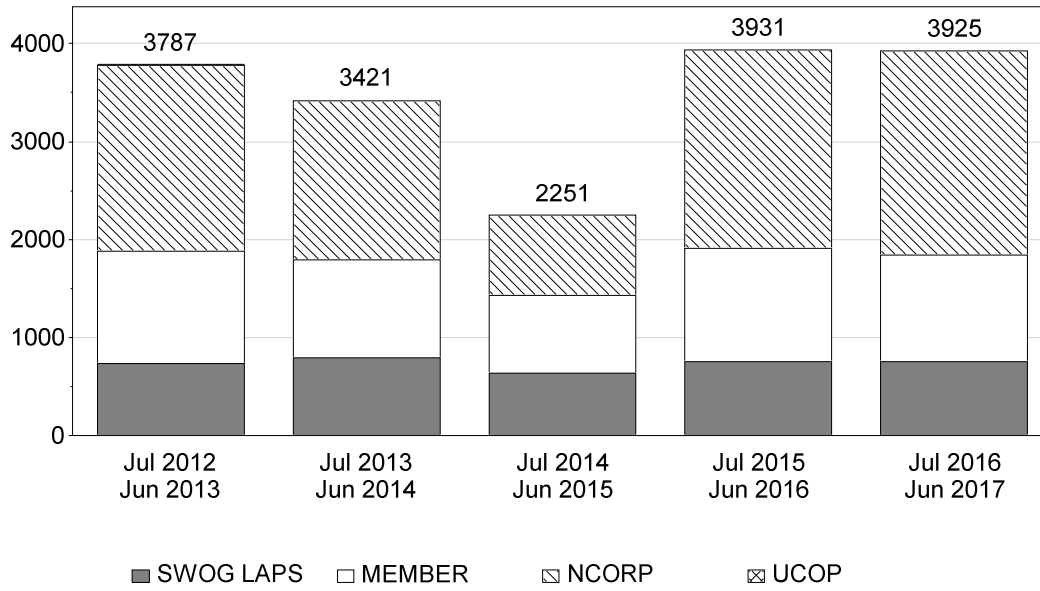
- Studies indicated as “Other Funding” are studies which are not sponsored by CTEP or NCORP.
- Studies listed with Study Type of “Other” includes those primarily under the NCORP Research Base program.

Registrations to unsupported studies for which SWOG no longer has an active disease committee are grouped under “Non-SWOG Committees” (e.g. Brain, Sarcoma, Gynecology and Head and Neck).

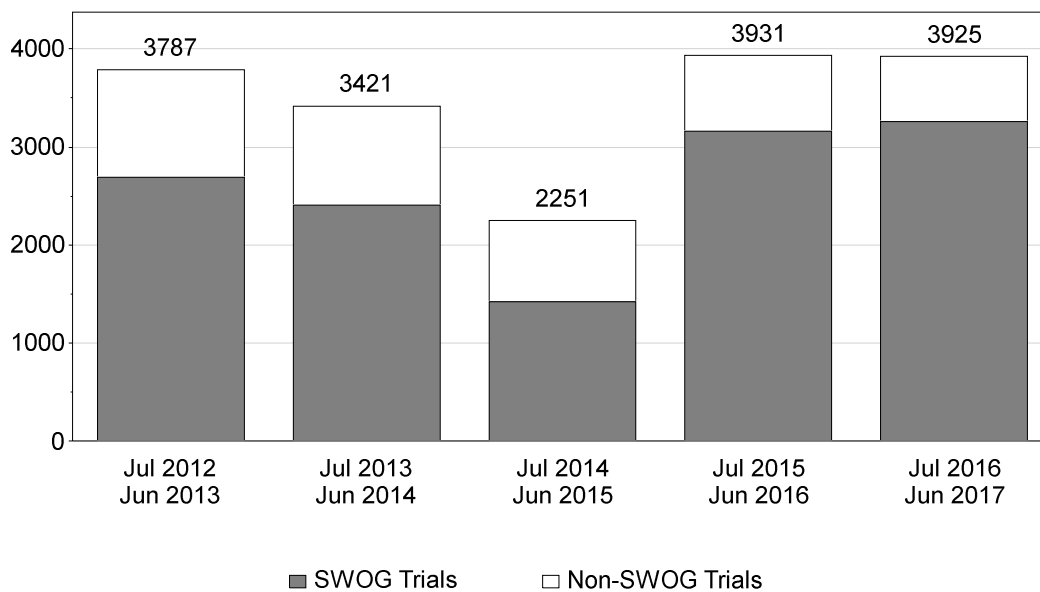
SWOG-Credited Accrual

To Any Network Trial

Type of Institution



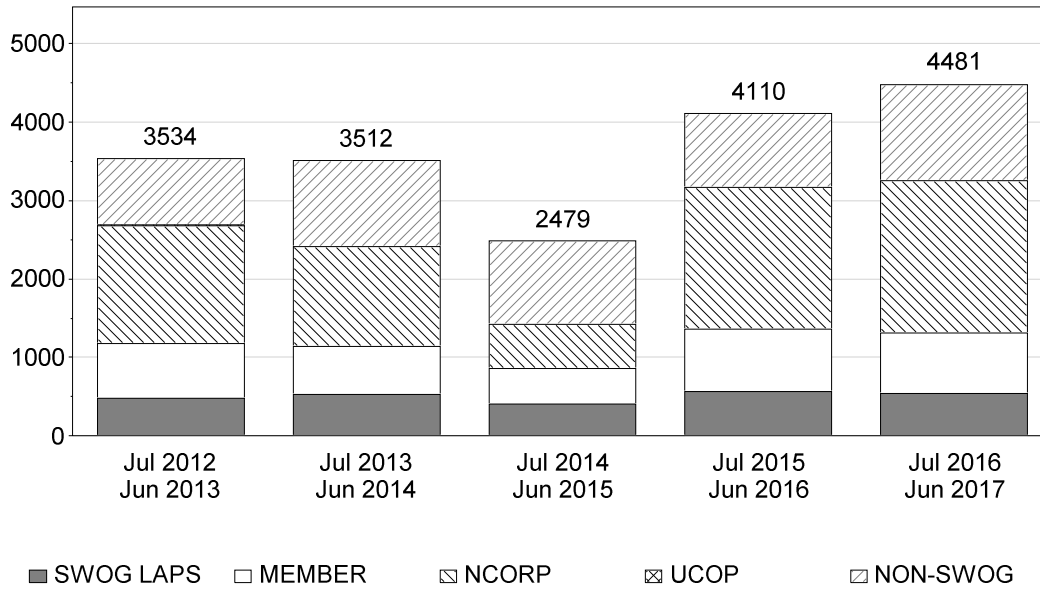
Coordinating Group



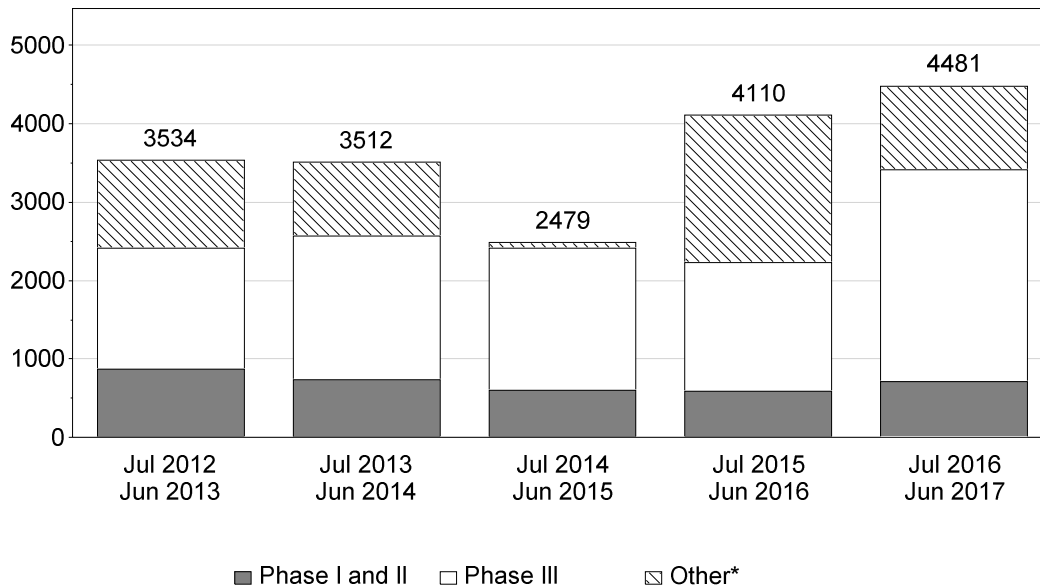
Accrual to SWOG-Coordinated Studies

By Any Network Group

Type of Institution



Type of Study

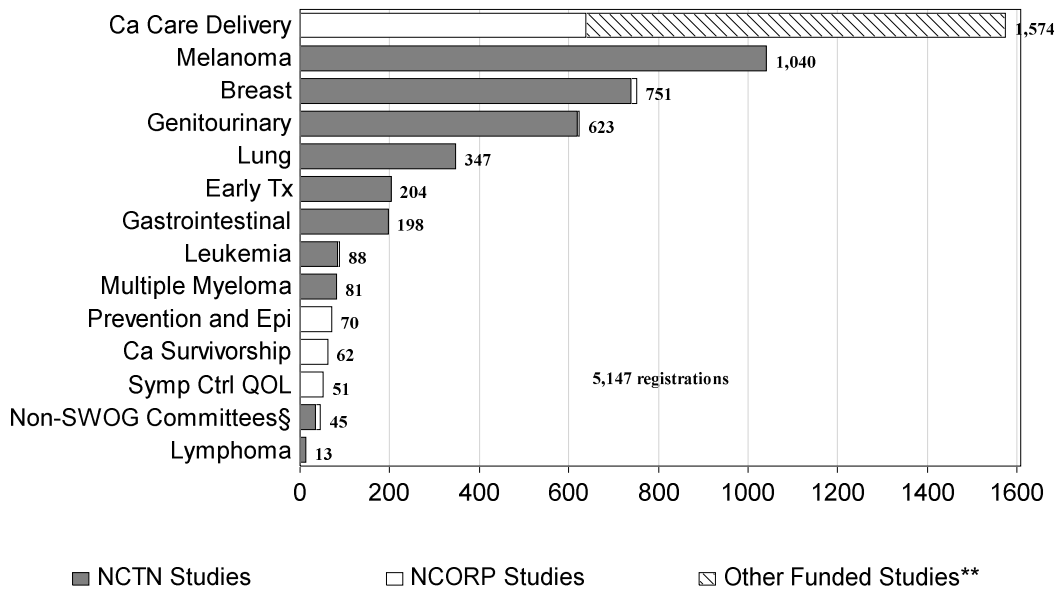


*Study Type of "Other" includes those primarily under the NCORP Research Base.

SWOG-Credited Registrations to All Studies and Non-SWOG Registrations to SWOG Studies

By Committee and Funding Type

July 2016 through June 2017



§ Registrations to unsupported studies for which SWOG no longer has an active disease committee are grouped under “Non-SWOG Committees” (e.g. Brain, Sarcoma, Gynecology and Head and Neck).

Patients Registered by Type of Institution and Funding Agency

	SWOG Registrations to SWOG Studies			Non-SWOG Registrations to SWOG Studies			SWOG Registrations to Non-SWOG Studies		
	Jul14 Jun15	Jul15 Jun16	Jul16 Jun17	Jul14 Jun15	Jul15 Jun16	Jul16 Jun17	Jul14 Jun15	Jul15 Jun16	Jul16 Jun17
NCTN Studies	1136	1181	1614	986	904	1135	739	733	610
NCORP Studies	234	154	710	74	42	87	93	34	56
Other Funded Studies**	49	1829	935	0	0	0	0	0	0
Total	1419	3164	3259	1060	946	1222	832	767	666

** Other Funded Studies are studies which are non-CTEP, non-DCP.

Patients Registered to NCTN Funded Trials by Committee and Type of Institution

	SWOG LAPS			MEMBER			NCORP			NON-SWOG		
	Jul14	Jul15	Jul16	Jul14	Jul15	Jul16	Jul14	Jul15	Jul16	Jul14	Jul15	Jul16
	Jun15	Jun16	Jun17	Jun15	Jun16	Jun17	Jun15	Jun16	Jun17	Jun15	Jun16	Jun17
Breast	68	79	158	68	116	147	70	112	192	164	240	242
Early Tx	0	4	38	1	17	68	3	5	59	0	0	39
Gastrointestinal	90	93	52	119	81	51	95	69	57	33	42	38
Genitourinary	169	170	138	225	225	148	174	245	130	422	311	203
Leukemia	130	46	17	135	100	44	73	48	8	211	50	15
Lung	52	38	59	38	40	69	62	73	98	62	99	121
Lymphoma	12	9	0	28	30	10	39	17	3	17	15	0
Melanoma	15	65	141	34	55	198	21	50	224	19	107	477
Multiple Myeloma	39	17	29	40	38	34	34	30	18	58	40	0
Non-SWOG Committees§	10	13	10	20	22	20	11	7	4	0	0	0
	585	534	642	708	724	789	582	656	793	986	904	1135

Patients Registered to NCORP Funded Trials by Committee and Type of Institution

	SWOG LAPS			MEMBER			NCORP			NON-SWOG		
	Jul14	Jul15	Jul16	Jul14	Jul15	Jul16	Jul14	Jul15	Jul16	Jul14	Jul15	Jul16
	Jun15	Jun16	Jun17	Jun15	Jun16	Jun17	Jun15	Jun16	Jun17	Jun15	Jun16	Jun17
Breast	1	1	2	2	0	0	31	11	10	0	0	0
Ca Care Delivery	1	0	0	0	1	5	0	1	586	0	0	48
Ca Survivorship	0	5	5	0	10	33	0	6	4	3	9	20
Genitourinary	11	7	4	30	2	0	8	0	0	0	0	0
Leukemia	0	0	1	0	0	2	0	0	1	0	0	0
Prevention and Epi	6	5	9	7	9	17	19	17	25	7	10	19
Symp Ctrl QOL	24	3	5	36	12	5	151	98	41	64	23	0
Non-SWOG Committees§	0	0	0	0	0	7	0	0	4	0	0	0
	43	21	26	75	34	69	209	133	671	74	42	87

§ Registrations to unsupported studies for which SWOG no longer has an active disease committee are grouped under "Non-SWOG Committees" (e.g. Brain, Sarcoma, Gynecology and Head and Neck).

Patients Registered to Trials Funded by Other Grants by Committee and Type of Institution

	SWOG LAPS			MEMBER			NCORP		
	Jul14	Jul15	Jul16	Jul14	Jul15	Jul16	Jul14	Jul15	Jul16
	Jun15	Jun16	Jun17	Jun15	Jun16	Jun17	Jun15	Jun16	Jun17
Breast	5	0	0	8	0	0	18	0	0
Ca Care Delivery	0	196	84	3	396	230	15	1237	621
	5	196	84	11	396	230	33	1237	621

Patients Registered to Any Network Trial

	Jul 2012 Jun 2013	Jul 2013 Jun 2014	Jul 2014 Jun 2015	Jul 2015 Jun 2016	Jul 2016 Jun 2017	Total
Total	4,630	4,523	3,311	4,877	5,147	22,488
Study Type						
Phase I and II	937	804	744	722	770	3,977
Phase III	2,568	2,688	2,465	2,231	3,189	13,141
Other*	1,125	1,031	102	1,924	1,188	5,370
Committee						
Breast	440	358	435	559	751	2,543
Ca Care Delivery	525	502	19	1,831	1,574	4,451
Ca Survivorship	35	14	3	30	62	144
Early Tx	12	11	4	26	204	257
Gastrointestinal	358	398	337	285	198	1,576
Genitourinary	722	998	1,039	960	623	4,342
Leukemia	280	564	549	244	88	1,725
Lung	395	364	214	250	347	1,570
Lymphoma	224	84	96	71	13	488
Melanoma	192	193	89	277	1,040	1,791
Multiple Myeloma	29	56	171	125	81	462
Prevention and Epi	60	162	39	41	70	372
Symp Ctrl QOL	1,353	780	275	136	51	2,595
Non-SWOG Committees§	5	39	41	42	45	172
Institution Type						
SWOG						
SWOG LAPS	733	792	633	751	752	3,661
MEMBER	1,146	1,005	794	1,154	1,088	5,187
NCORP	1,900	1,624	824	2,026	2,085	8,459
UCOP	8	0	0	0	0	8
Total SWOG	3,787	3,421	2,251	3,931	3,925	17,315
Non-SWOG						
ALLIANCE	488	534	466	339	382	2,209
AMC	1	0	0	0	0	1
BMT-CTN	1	0	0	0	0	1
CCTG	5	42	32	18	98	195
CTSUNOS	0	0	0	0	1	1
ECOG-ACRIN	322	473	393	371	453	2,012
NRG	26	53	169	218	288	754
Total Non-SWOG	843	1,102	1,060	946	1,222	5,173

*Study Type of "Other" includes those primarily under the NCORP Research Base.

§ Registrations to unsupported studies for which SWOG no longer has an active disease committee are grouped under "Non-SWOG Committees" (e.g. Brain, Sarcoma, Gynecology and Head and Neck).

Patients Registered to Any Network Trial

	Jul 2012 Jun 2013	Jul 2013 Jun 2014	Jul 2014 Jun 2015	Jul 2015 Jun 2016	Jul 2016 Jun 2017	Total
	4,630	4,523	3,311	4,877	5,147	22,488
SWOG Coordinated	3,534	3,512	2,479	4,110	4,481	18,116
Study Type						
Phase I and II	872	730	601	590	712	3,505
Phase III	1,537	1,846	1,815	1,632	2,700	9,530
Other*	1,125	936	63	1,888	1,069	5,081
Institution Type						
SWOG LAPS	475	524	410	567	543	2,519
MEMBER	701	614	451	791	770	3,327
NCORP	1,507	1,272	558	1,806	1,946	7,089
UCOP	8	0	0	0	0	8
NON-SWOG	843	1,102	1,060	946	1,222	5,173
Funding Source						
NCTN Studies	1,561	2,081	2,122	2,085	2,749	10,598
NCORP Studies	886	514	308	196	797	2,701
Other Funded Studies**	1,087	917	49	1,829	935	4,817
Non-SWOG Coordinated	1,096	1,011	832	767	666	4,372
Study Type						
Phase I and II	65	74	143	132	58	472
Phase III	1,031	842	650	599	489	3,611
Other*	0	95	39	36	119	289
Institution Type						
SWOG LAPS	258	268	223	184	209	1,142
MEMBER	445	391	343	363	318	1,860
NCORP	393	352	266	220	139	1,370

* Study Type of "Other" includes those primarily under the NCORP Research Base.

** Other Funded Studies are studies which are non-CTEP, non-DCP.

Accrual by Institution and Funding Agency

Membership Credited Registrations* (Excludes screening registrations)

July 1, 2016 – June 30, 2017

	CTEP Funded	NCORP Funded	Other Funding**	Non-SWOG Coordinated	Total
SWOG LAPS					
Birmingham, U of AL (17812)	1	-	-	6	7
Cleveland Clinic OH (301)	30	-	-	23	53
Colorado, U of (10120)	41	1	-	37	79
Mem Hosp, Co Springs (10436)	-	-	-	1	1
Poudre Valley Hosp (11190)	-	-	-	3	3
Davis, U of CA (10176)	32	-	-	14	46
Gene Upshaw Mem TFCC (13091)	4	-	-	2	6
Fred Hutchinson CRC (11153)	27	2	-	13	42
Skagit Valley Hosp (10666)	1	-	-	-	1
MD Anderson CC (11439)	60	1	84	-	145
Banner MD Anderson (17761)	2	2	-	-	4
Michigan, U of (4700)	24	2	-	14	40
MidMichigan Med Ctr (11812)	-	-	-	1	1
VAMC Ann Arbor (17769)	1	-	-	-	1
Ohio State Univ (17368)	21	-	-	1	22
Oklahoma, Univ of (17955)	23	2	-	-	25
So Calif, U of (10138)	46	4	-	7	57
Utah, U of (2501)	51	-	-	4	55
Wayne State Univ (2701)	21	-	-	10	31
Yale University (17377)	53	5	-	69	127
Bridgeport Hospital (17391)	2	-	-	-	2
Greenwich Hospital (17379)	-	-	-	4	4
SWOG LAPS Total	440	19	84	209	752
MEMBERS					
Arizona MC, U of (3009)	13	2	-	8	23
Arkansas, U of (101)	8	1	-	8	17
Highlands Onc Group (10885)	8	-	-	-	8
Sacred Heart Hosp (10549)	2	-	-	-	2
UF Cancer Center (10955)	8	-	-	2	10
BC Cancer Agency (14112)	2	-	-	-	2
Baylor College (11988)	16	1	-	10	27
Baylor Univ Med Ctr (14205)	10	-	-	-	10
Boston Medical Ctr (10635)	2	-	7	-	9
Brooke Army Med Ctr (10330)	0	1	-	4	5
S Georgia Med Ctr (10807)	2	-	-	2	4
Cedars-Sinai Med Ctr (14111)	13	-	-	5	18
Cincinnati MC, U of (10509)	4	-	-	1	5
City of Hope Med Ctr (10082)	46	4	-	16	66
Cookeville Reg MC (13433)	0	-	-	2	2
Desert Hospital (11205)	0	-	32	4	36
H Lee Moffitt CC (11898)	32	-	-	-	32
Watson Clinic CRC (11935)	-	-	-	2	2
Harrington CC (11446)	1	-	68	2	71
Henry Ford Hosp (501)	3	-	-	22	25
Irvine, U of CA (10498)	8	3	-	16	27
Long Beach Mem MC (10617)	1	-	-	-	1
PIH Health Hosp (11524)	3	-	-	2	5
St Jude Medical Ctr (11553)	-	-	-	1	1
Kansas, U of (3004)	69	12	-	26	107
Cotton O'Neil CC (10496)	3	-	-	5	8
Kentucky, U of (10012)	5	-	-	9	14
Lahey Hosp & Med Ctr (16037)	7	-	-	12	19
Portsmouth Reg Hosp (18127)	-	-	-	2	2
St. Joseph Hospital (23919)	1	-	-	-	1

	CTEP Funded	NCORP Funded	Other Funding**	Non-SWOG Coordinated	Total
Loma Linda Univ (10682)	10	1	-	3	14
Los Angeles, U of CA (10503)	16	-	-	2	18
Loyola University (10080)	15	-	-	4	19
Hem-Onc Consultants (10616)	1	-	-	2	3
Hines-VA Med Ctr (11145)	1	-	3	-	4
Quad Cities/Genesis (10424)	2	-	-	3	5
Weiss Memorial Hosp (18055)	-	-	38	-	38
MAVERIC (23984)	6	2	-	-	8
Madigan Army Med Ctr (11460)	3	-	-	-	3
Methodist Hospital (15225)	0	-	-	5	5
Mississippi, Univ of (3012)	4	-	-	1	5
Mt Sinai Med Ctr (13112)	8	-	-	-	8
Northwestern Univ (21514)	18	-	-	2	20
Orange Reg Med Ctr (21395)	2	-	-	1	3
Oregon Hlth Sci Univ (4100)	20	-	-	8	28
Good Samaritan Hosp (14039)	9	1	-	-	10
Mid-Columbia Med Ctr (15175)	-	-	-	1	1
Salem Hospital (8167)	6	-	-	-	6
Providence Hosp (3500)	5	1	-	20	26
Rochester, Univ of (11400)	28	-	-	16	44
Arnot Ogden Med Ctr (13424)	1	-	-	12	13
San Antonio, U of TX (2400)	15	1	35	8	59
Sinai Hospital (11184)	-	-	-	1	1
TTUHSC-Lubbock (8215)	1	-	-	1	2
TX Oncology-Central (15251)	7	-	-	-	7
Texas Tech Univ HSC (18371)	1	-	-	3	4
Thompson Ca Surv Ctr (10427)	1	-	-	-	1
San Diego, U of CA (18822)	21	-	-	7	28
San Francisco, U-CA (19171)	1	-	-	-	1
Scott & White Mem (1501)	0	-	-	2	2
St Louis University (10357)	0	-	-	-	0
Christian Hospital (11878)	1	-	-	1	2
Sutter Cancer RC (10714)	18	-	-	23	41
Sutter Medical Ctr (10712)	-	-	-	8	8
Tennessee, U of (11441)	5	14	-	6	25
Tulane University (1801)	2	-	-	2	4
VAMC Kansas City (11138)	1	-	47	15	63
MEMBERS Total	496	44	230	318	1,088
NCORP					
Baptist MU-NCORP (18730)	14	22	-	7	43
Bay Area NCORP (10706)	2	3	14	-	19
Beaumont NCORP (11434)	8	-	-	1	9
CORA NCORP (23777)	17	9	-	6	32
CRC West MI NCORP (9007)	22	24	-	1	47
Carle CC NCORP (24410)	7	19	-	1	27
Columbia MU-NCORP (18743)	4	44	58	-	106
Columbus NCORP (9005)	17	13	-	-	30
Dayton NCORP (9006)	18	3	-	10	31
Essentia Hlth NCORP (24502)	1	11	-	-	12
Georgia NCORP (25442)	21	6	-	1	28
Greenville NCORP (10879)	13	37	183	-	233
Gulf South MU-NCORP (10816)	14	9	138	-	161
Hawaii MU-NCORP (10781)	13	17	32	13	75
Heartland NCORP (10211)	80	120	-	1	201
Kaiser Perm NCORP (13655)	131	15	188	74	408
Kansas City NCORP (9010)	12	-	-	2	14
MUSC MU-NCORP (11421)	18	-	-	1	19
Michigan CRC NCORP (11110)	48	11	-	-	59
Montana NCORP (10891)	13	14	8	1	36
Nevada CRF NCORP (13500)	14	-	-	-	14
New Mexico MU-NCORP (11331)	33	20	-	-	53
Northwest NCORP (9016)	14	8	-	3	25

	CTEP Funded	NCORP Funded	Other Funding**	Non-SWOG Coordinated	Total
Ozarks NCORP (10210)	9	67	-	6	82
PCRC NCORP (3007)	29	55	-	2	86
Southeast COR NCORP (11108)	49	66	-	9	124
Wichita NCORP (9017)	41	50	-	-	91
Wisconsin NCORP (26010)	16	4	-	-	20
NCORP Total	678	647	621	139	2,085
NON-SWOG					
ALLIANCE	331	51	-	-	382
CCTG	98	-	-	-	98
CTSU-NOS	1	-	-	-	1
ECOG-ACRIN	443	10	-	-	453
NRG	262	26	-	-	288
NON-SWOG Total	1135	87	-	-	1,222
Grand Total	2749	797	935	666	5,147

* Registrations used for membership.

** Other Funded Studies are studies which are non-CTEP, non-DCP.

Accrual by Institution and Committee

Membership Credited Registrations (Excludes screening registrations)

July 1, 2016 – June 30, 2017

	Breast	Ca Care Delivery	Ca Survivorship	Early Tx	Gastrointestinal	Genitourinary	Leukemia	Lung	Lymphoma	Melanoma	Multiple Myeloma	Prevention and Epi	Symp Ctrl QOL	Non-SWOG Committees§	Total
SWOG LAPS															
Birmingham, U of AL (17812)	-	-	-	-	-	3	4	-	-	-	-	-	-	-	7
Cleveland Clinic OH (301)	19	-	-	3	1	6	6	2	-	16	-	-	-	-	53
Colorado, U of (10120)	21	-	-	9	1	12	-	4	-	27	-	1	-	4	79
Mem Hosp, Co Springs (10436)	-	-	-	1	-	-	-	-	-	-	-	-	-	-	1
Poudre Valley Hosp (11190)	-	-	-	-	1	1	-	1	-	-	-	-	-	-	3
Davis, U of CA (10176)	9	-	-	9	-	10	-	10	-	1	7	-	-	-	46
Gene Upshaw Mem TFCC (13091)	3	-	-	-	-	-	-	-	-	1	2	-	-	-	6
Fred Hutchinson CRC (11153)	16	-	-	2	11	8	-	3	-	-	-	-	2	-	42
Skagit Valley Hosp (10666)	-	-	-	-	-	-	-	1	-	-	-	-	-	-	1
MD Anderson CC (11439)	25	84	1	1	-	3	-	2	-	29	-	-	-	-	145
Banner MD Anderson (17761)	2	-	-	-	-	-	-	-	-	-	-	2	-	-	4
Michigan, U of (4700)	7	-	2	6	6	6	1	2	-	8	1	-	-	1	40
MidMichigan Med Ctr (11812)	-	-	-	-	1	-	-	-	-	-	-	-	-	-	1
VAMC Ann Arbor (17769)	-	-	-	-	-	-	-	1	-	-	-	-	-	-	1
Ohio State Univ (17368)	-	-	-	-	-	-	-	-	-	22	-	-	-	-	22
Oklahoma, Univ of (17955)	1	-	2	-	-	15	-	7	-	-	-	-	-	-	25
So Calif, U of (10138)	5	-	-	-	1	43	3	-	-	-	-	1	3	1	57
Utah, U of (2501)	1	-	-	-	6	30	-	1	-	17	-	-	-	-	55
Wayne State Univ (2701)	11	-	-	-	2	4	-	3	-	9	2	-	-	-	31
Yale University (17377)	36	-	-	7	20	1	4	22	-	11	17	5	-	4	127
Bridgeport Hospital (17391)	-	-	-	-	2	-	-	-	-	-	-	-	-	-	2
Greenwich Hospital (17379)	4	-	-	-	-	-	-	-	-	-	-	-	-	-	4
SWOG LAPS Total	160	84	5	38	52	142	18	59	-	141	29	9	5	10	752
MEMBERS															
Arizona MC, U of (3009)	8	-	2	-	1	3	1	-	-	8	-	-	-	-	23
Arkansas, U of (101)	2	-	1	3	-	1	2	-	-	6	-	-	-	2	17
Highlands Onc Group (10885)	5	-	-	-	-	2	-	-	-	1	-	-	-	-	8
Sacred Heart Hosp (10549)	2	-	-	-	-	-	-	-	-	-	-	-	-	-	2
UF Cancer Center (10955)	2	-	-	-	-	1	1	-	-	6	-	-	-	-	10
BC Cancer Agency (14112)	-	-	-	-	-	2	-	-	-	-	-	-	-	-	2
Baylor College (11988)	-	-	1	1	4	17	1	-	-	-	2	-	-	1	27
Baylor Univ Med Ctr (14205)	-	-	-	-	-	-	-	-	-	10	-	-	-	-	10
Boston Medical Ctr (10635)	1	7	-	-	-	-	-	1	-	-	-	-	-	-	9
Brooke Army Med Ctr (10330)	-	2	-	2	-	-	-	-	-	-	-	1	-	-	5
S Georgia Med Ctr (10807)	3	-	-	-	-	-	-	1	-	-	-	-	-	-	4
Cedars-Sinai Med Ctr (14111)	4	-	-	4	-	3	-	-	-	7	-	-	-	-	18
Cincinnati MC, U of (10509)	-	-	-	-	1	1	-	1	-	2	-	-	-	-	5
City of Hope Med Ctr (10082)	6	-	3	3	2	23	11	2	1	12	-	2	1	-	66
Cookeville Reg MC (13433)	-	-	-	-	-	-	-	-	-	-	2	-	-	-	2
Desert Hospital (11205)	1	32	-	-	-	3	-	-	-	-	-	-	-	-	36
H Lee Moffitt CC (11898)	-	-	-	-	-	3	-	-	-	29	-	-	-	-	32
Watson Clinic CRC (11935)	2	-	-	-	-	-	-	-	-	-	-	-	-	-	2
Harrington CC (11446)	3	68	-	-	-	-	-	-	-	-	-	-	-	-	71
Henry Ford Hosp (501)	1	-	-	10	-	2	2	2	-	-	7	-	-	1	25
Irvine, U of CA (10498)	2	-	-	6	5	-	6	-	-	-	3	3	1	1	27

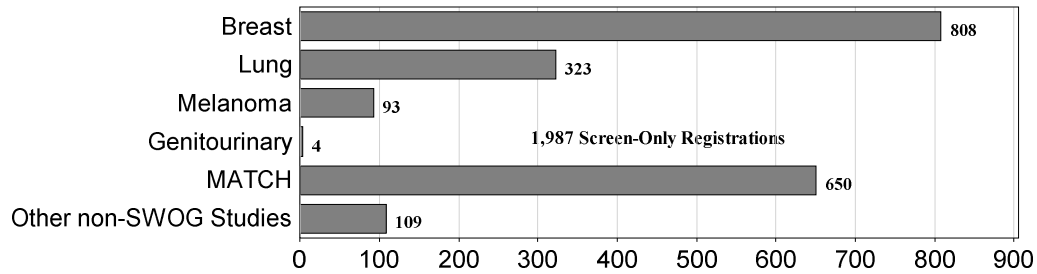
	Breast	Ca Care Delivery	Ca Survivorship	Early Tx	Gastrointestinal	Genitourinary	Leukemia	Lung	Lymphoma	Melanoma	Multiple Myeloma	Prevention and Epi	Symp Ctrl QOL	Non-SWOG Committeess	Total
Long Beach Mem MC (10617)	1	-	-	-	-	-	-	-	-	-	-	-	-	-	1
PIH Health Hosp (11524)	2	-	-	-	-	-	-	3	-	-	-	-	-	-	5
St Jude Medical Ctr (11553)	-	-	-	-	-	-	-	-	-	-	1	-	-	-	1
Kansas, U of (3004)	30	-	12	6	1	13	4	8	2	29	2	-	-	-	107
Cotton O'Neil CC (10496)	1	-	-	-	-	4	-	1	-	-	1	-	1	-	8
Kentucky, U of (10012)	-	-	-	8	1	3	-	1	-	-	-	-	-	1	14
Lahey Hosp & Med Ctr (16037)	2	-	-	-	5	-	-	6	-	-	-	6	-	-	19
Portsmouth Reg Hosp (18127)	-	-	-	1	-	-	-	1	-	-	-	-	-	-	2
St. Joseph Hospital (23919)	-	-	-	-	-	-	-	-	-	1	-	-	-	-	1
Loma Linda Univ (10682)	6	-	-	1	-	2	1	3	-	-	-	1	-	-	14
Los Angeles, U of CA (10503)	-	-	-	-	-	-	-	-	-	18	-	-	-	-	18
Loyola University (10080)	2	-	-	-	-	7	-	4	-	2	4	-	-	-	19
Hem-Onc Consultants (10616)	1	-	-	-	-	-	-	2	-	-	-	-	-	-	3
Hines-VA Med Ctr (11145)	-	3	-	-	-	-	-	1	-	-	-	-	-	-	4
Quad Cities/Genesis (10424)	5	-	-	-	-	-	-	-	-	-	-	-	-	-	5
Weiss Memorial Hosp (18055)	-	38	-	-	-	-	-	-	-	-	-	-	-	-	38
MAVERIC (23984)	-	-	-	-	-	-	-	6	-	-	-	2	-	-	8
Madigan Army Med Ctr (11460)	-	-	-	-	-	3	-	-	-	-	-	-	-	-	3
Methodist Hospital (15225)	-	-	-	1	3	-	-	1	-	-	-	-	-	-	5
Mississippi, Univ of (3012)	-	-	-	1	-	-	-	3	-	1	-	-	-	-	5
Mt Sinai Med Ctr (13112)	-	-	-	-	-	-	-	-	-	8	-	-	-	-	8
Northwestern Univ (21514)	3	-	-	-	-	3	-	-	-	13	-	-	-	1	20
Orange Reg Med Ctr (21395)	2	-	-	-	1	-	-	-	-	-	-	-	-	-	3
Oregon Hlth Sci Univ (4100)	-	-	-	-	-	5	8	1	1	9	2	-	-	2	28
Good Samaritan Hosp (14039)	8	-	-	-	-	1	-	-	-	-	-	-	1	-	10
Mid-Columbia Med Ctr (15175)	1	-	-	-	-	-	-	-	-	-	-	-	-	-	1
Salem Hospital (8167)	3	-	-	-	1	-	-	2	-	-	-	-	-	-	6
Providence Hosp (3500)	10	3	-	2	-	-	-	1	-	-	2	1	-	7	26
Rochester, Univ of (11400)	2	-	-	3	14	7	4	2	5	7	-	-	-	-	44
Arnot Ogden Med Ctr (13424)	-	-	-	-	-	9	-	4	-	-	-	-	-	-	13
San Antonio, U of TX (2400)	1	35	-	6	-	11	-	2	-	-	3	1	-	-	59
Sinai Hospital (11184)	1	-	-	-	-	-	-	-	-	-	-	-	-	-	1
TTUHSC-Lubbock (8215)	2	-	-	-	-	-	-	-	-	-	-	-	-	-	2
TX Oncology-Central (15251)	-	-	-	-	-	-	-	-	-	7	-	-	-	-	7
Texas Tech Univ HSC (18371)	4	-	-	-	-	-	-	-	-	-	-	-	-	-	4
Thompson Ca Surv Ctr (10427)	1	-	-	-	-	-	-	-	-	-	-	-	-	-	1
San Diego, U of CA (18822)	-	-	-	4	4	2	3	7	-	6	-	-	-	2	28
San Francisco, U-CA (19171)	-	-	-	-	-	-	-	-	-	1	-	-	-	-	1
Scott & White Mem (1501)	-	-	-	-	2	-	-	-	-	-	-	-	-	-	2
St Louis University (10357)	0	-	-	-	-	-	-	-	-	-	-	-	-	-	0
Christian Hospital (11878)	2	-	-	-	-	-	-	-	-	-	-	-	-	-	2
Sutter Cancer RC (10714)	9	-	-	4	6	3	-	2	-	9	3	-	1	4	41
Sutter Medical Ctr (10712)	-	-	-	1	-	-	-	1	-	1	-	-	-	5	8
Tennessee, U of (11441)	6	-	14	-	-	1	-	-	-	4	-	-	-	-	25
Tulane University (1801)	-	-	-	1	-	-	2	-	1	-	-	-	-	-	4
VAMC Kansas City (11138)	-	47	-	-	-	13	-	-	-	1	2	-	-	-	63
MEMBERS Total	147	235	33	68	51	148	46	69	10	198	34	17	5	27	1,088
NCORP															
Baptist MU-NCORP (18730)	10	21	-	2	-	1	-	7	-	-	-	1	-	1	43
Bay Area NCORP (10706)	2	17	-	-	-	-	-	-	-	-	-	-	-	-	19
Beaumont NCORP (11434)	5	-	-	-	-	3	-	-	-	-	1	-	-	-	9
CORA NCORP (23777)	5	9	-	3	2	2	-	-	-	7	-	-	4	-	32
CRC West MI NCORP (9007)	8	9	-	-	1	2	-	1	-	11	-	-	15	-	47
Carle CC NCORP (24410)	-	19	-	2	1	2	-	2	-	-	-	-	-	1	27
Columbia MU-NCORP (18743)	-	96	-	-	1	-	-	-	-	3	-	-	6	-	106
Columbus NCORP (9005)	12	12	-	1	-	-	-	2	-	2	-	1	-	-	30

	Breast	Ca Care Delivery	Ca Survivorship	Early Tx	Gastrointestinal	Genitourinary	Leukemia	Lung	Lymphoma	Melanoma	Multiple Myeloma	Prevention and Epi	Symp Ctrl QOL	Non-SWOG Committees§	Total
Dayton NCORP (9006)	10	2	-	2	4	1	-	3	-	6	1	1	-	1	31
Essentia Hlth NCORP (24502)	-	10	-	-	-	-	-	-	-	1	-	1	-	-	12
Georgia NCORP (25442)	1	5	-	-	-	1	-	5	-	15	-	1	-	-	28
Greenville NCORP (10879)	2	219	-	-	1	2	1	7	-	-	-	-	1	-	233
Gulf South MU-NCORP (10816)	2	146	-	-	1	8	-	1	-	2	-	-	1	-	161
Hawaii MU-NCORP (10781)	12	46	4	1	-	-	-	4	-	4	-	3	-	1	75
Heartland NCORP (10211)	10	118	-	5	10	19	1	16	-	20	-	-	2	-	201
Kaiser Perm NCORP (13655)	37	191	-	13	5	29	1	17	3	88	8	8	4	4	408
Kansas City NCORP (9010)	3	-	-	1	6	2	-	-	-	2	-	-	-	-	14
MUSC MU-NCORP (11421)	8	-	-	-	7	2	-	2	-	-	-	-	-	-	19
Michigan CRC NCORP (11110)	12	9	-	7	2	11	-	11	-	5	-	2	-	-	59
Montana NCORP (10891)	4	22	-	3	-	-	-	2	-	4	1	-	-	-	36
Nevada CRF NCORP (13500)	-	-	-	2	-	10	-	1	-	1	-	-	-	-	14
New Mexico MU-NCORP (11331)	14	20	-	3	3	8	-	1	-	4	-	-	-	-	53
Northwest NCORP (9016)	1	7	-	2	-	2	3	-	-	9	-	1	-	-	25
Ozarks NCORP (10210)	5	67	-	-	-	1	-	3	-	2	4	-	-	-	82
PCRC NCORP (3007)	5	51	-	2	4	5	-	-	-	14	-	-	5	-	86
Southeast COR NCORP (11108)	16	66	-	10	6	6	-	7	-	10	3	-	-	-	124
Wichita NCORP (9017)	16	41	-	-	-	9	3	5	-	8	-	6	3	-	91
Wisconsin NCORP (26010)	2	4	-	-	3	4	-	1	-	6	-	-	-	-	20
NCORP Total	202	1207	4	59	57	130	9	98	3	224	18	25	41	8	2,085
NON-SWOG															
ALLIANCE	66	41	3	18	10	75	9	52	-	101	-	7	-	-	382
CCTG	-	-	-	-	-	8	-	-	-	90	-	-	-	-	98
CTSU-NOS	-	-	-	-	-	-	1	-	-	-	-	-	-	-	1
ECOG-ACRIN	58	6	-	6	14	92	5	51	-	217	-	4	-	-	453
NRG	118	1	17	15	14	28	-	18	-	69	-	8	-	-	288
NON-SWOG Total	242	48	20	39	38	203	15	121	-	477	-	19	-	-	1,222
Grand Total	751	1574	62	204	198	623	88	347	13	1040	81	70	51	45	5,147

§ Registrations to unsupported studies for which SWOG no longer has an active disease committee are grouped under "Non-SWOG Committees" (e.g. Brain, Sarcoma, Gynecology and Head and Neck).

SWOG Screen-Only* Registrations to All Studies and Non-SWOG Screen-Only* Registrations to SWOG Studies

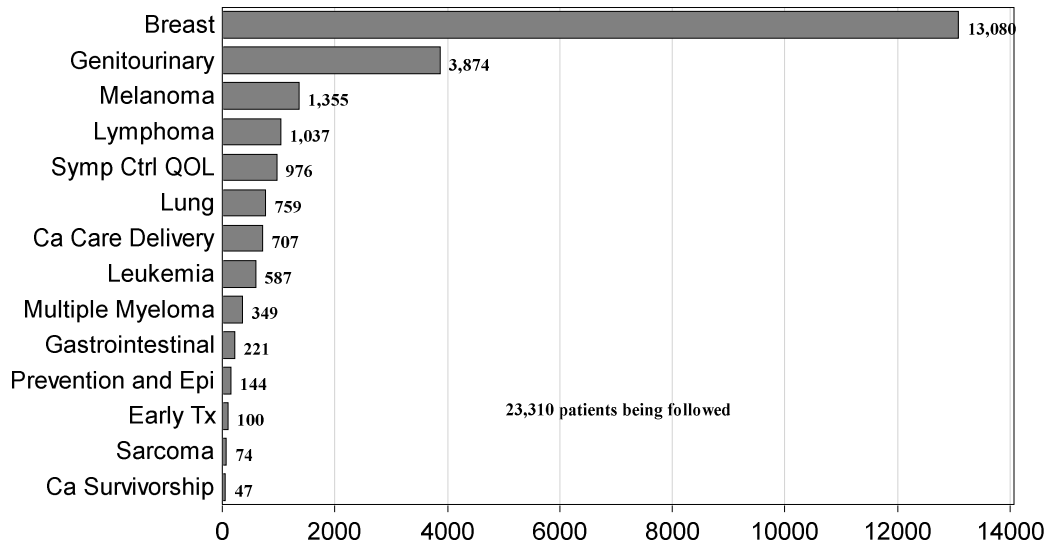
July 2016 through June 2017



* Registrations onto screening steps without subsequent randomizations onto a treatment trial (e.g. screen failures).

Number of Patients Being Followed on SWOG-Coordinated Trials by Committee

Data as of July 26, 2017



Patient Characteristics

Membership Credited Registrations (Excludes screening registrations) July 2016 through June 2017 Registrations

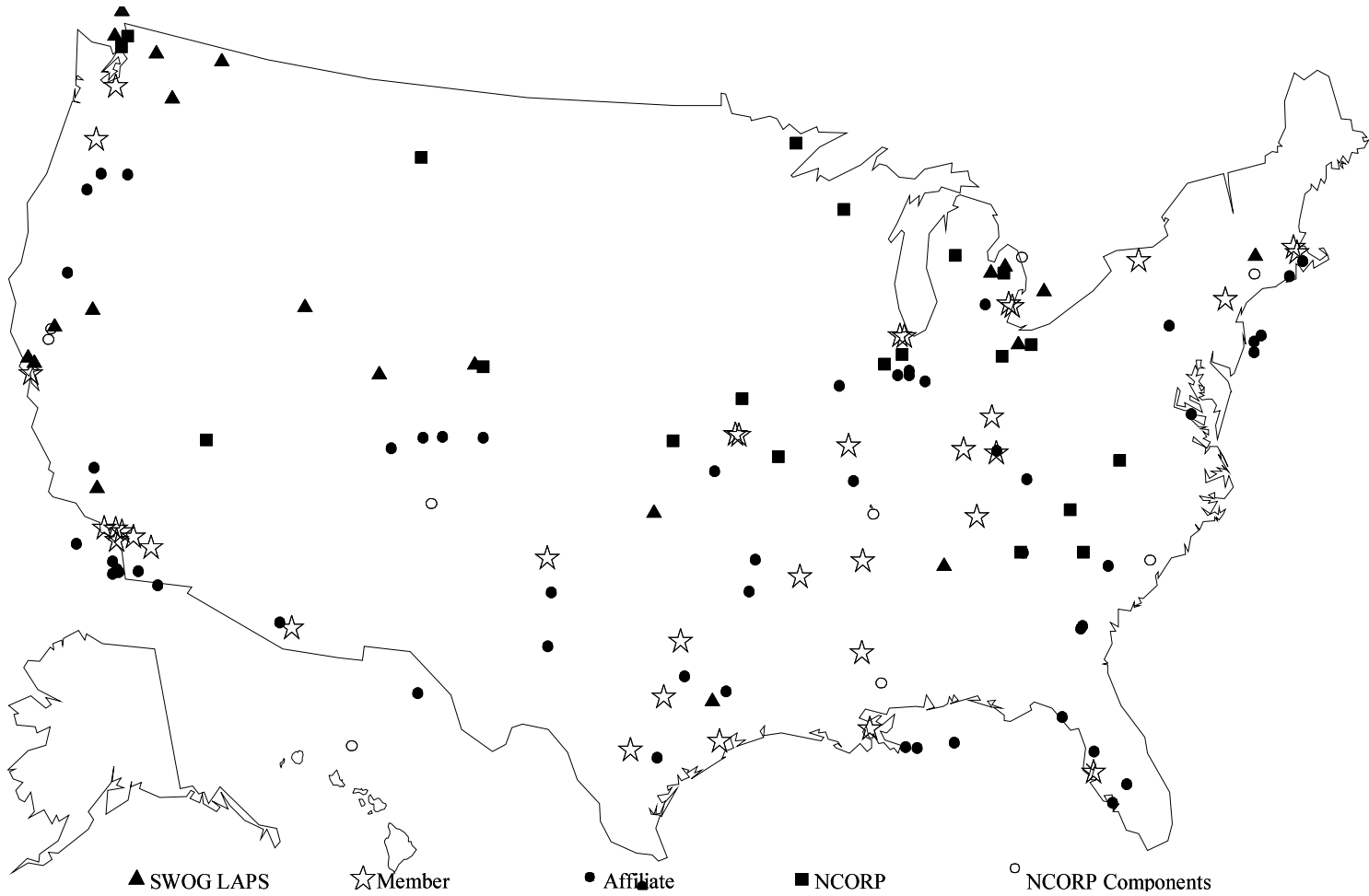
	Phase I and II		Phase III		Other*	
AGE						
Median	64		60		62	
Upper Quartile	71		68		69	
Lower Quartile	55		50		53	
SEX						
Males	393	51%	1425	45%	501	42%
Females	377	49%	1764	55%	687	58%
ETHNICITY						
Hispanic	46	6%	209	7%	177	15%
Non-Hispanic	709	92%	2894	91%	993	84%
Unknown	15	2%	86	3%	18	2%
RACE						
White	649	84%	2745	86%	892	75%
Black	62	8%	218	7%	202	17%
Asian	24	3%	68	2%	35	3%
Pacific Islander	4	1%	12	0%	8	1%
Native	4	1%	15	0%	7	1%
Multi-Racial	0	0%	8	0%	4	0%
Unknown	27	4%	123	4%	40	3%

*Study Type of "Other" includes those primarily under the NCORP Research Base.

Membership Credited Registrations (Excludes screening registrations) July 2013 through June 2017 Registrations

	Jul 2013 Jun 2014		Jul 2014 Jun 2015		Jul 2015 Jun 2016		Jul 2016 Jun 2017	
AGE								
Median	61		60		61		61	
Upper Quartile	69		68		69		69	
Lower Quartile	53		52		52		51	
SEX								
Males	2274	50%	1818	55%	2375	49%	2319	45%
Females	2221	49%	1490	45%	2502	51%	2828	55%
Unknown	28	1%	3	0%	0	0%	0	0%
ETHNICITY								
Hispanic	330	7%	244	7%	544	11%	432	8%
Non-Hispanic	4028	89%	2970	90%	4242	87%	4596	89%
Unknown	165	4%	97	3%	91	2%	119	2%
RACE								
White	3761	83%	2715	82%	3958	81%	4286	83%
Black	405	9%	302	9%	538	11%	482	9%
Asian	130	3%	147	4%	174	4%	127	2%
Pacific Islander	13	0%	8	0%	13	0%	24	0%
Native	12	0%	17	1%	20	0%	26	1%
Multi-Racial	11	0%	13	0%	17	0%	12	0%
Unknown	191	4%	109	3%	157	3%	190	4%

SWOG Institutions



SWOG Patient Registrations

July 2016 through June 2017

