

ACCRUAL SUMMARY

CONTENTS

Membership Accrual for All Committees	
SWOG-Credited Accrual	4
Accrual to SWOG-Coordinated Studies	5
SWOG Credited Registrations to All Studies and	
Non-SWOG Registrations to SWOG Studies	6
Patients Registered by Type of Institution and Funding Agency	6
Patient Registrations by Funding Source	7
Patients Registered to Any Network Trial	
By Study Type, Committee and Type of Institution	8
By Study Type, Type of Institution within Coordinating Group	9
Membership Accrual By Institution and Funding Source	10
Membership Accrual By Institution and Committee	13
Screen-Only Registrations by Committee	16
Patients Followed on SWOG Coordinated Trials by Committee	16
Patient Characteristics by Type of Study	17
SWOG Institutions by Location	18
Patient Registrations by Location.....	19

The Accrual Summary includes patient registrations for SWOG coordinated trials as well as those credited to SWOG institutions for non-SWOG coordinated trials. Patients being screened for a study are counted only if they register for a subsequent clinical trial (screen failures are not counted in general accrual numbers).

For time periods prior to 2014, SWOG LAPS and NCORP institutional designations were the former U10 and CCOP institutions respectively. Institution affiliations reflect current roster designations, which may have changed over time.

In the following tables, trials are broken down by various factors including Funding Source and Study Type.

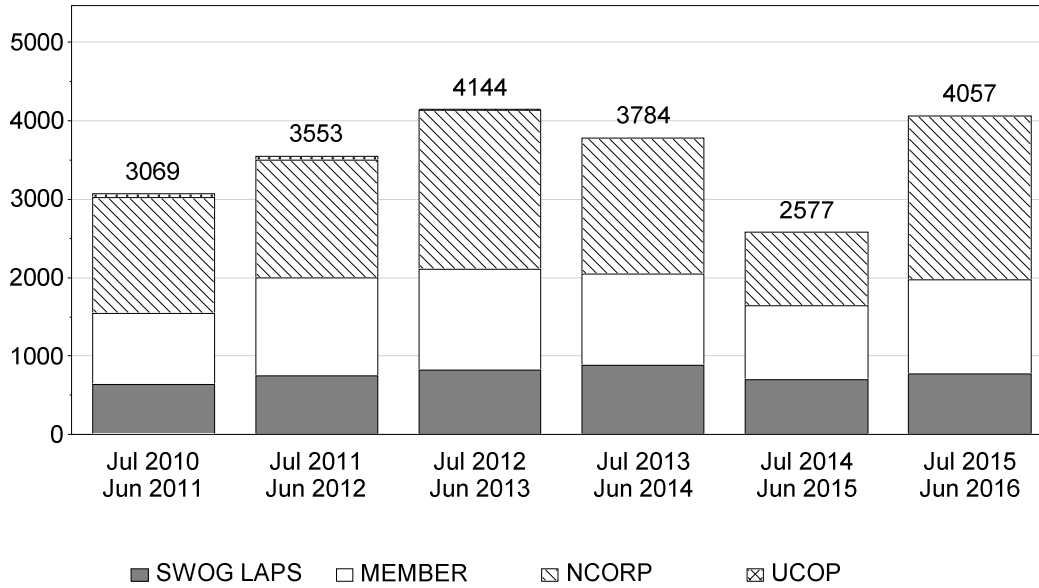
- Studies indicated as “Other Funding” are studies which are not sponsored by CTEP or NCORP.
- Studies listed with Study Type of “Other” include screening trials and those primarily under the NCORP Research Base program.

Registrations to unsupported studies for which SWOG no longer has an active disease committee are grouped under “Non-SWOG Committees” (e.g. Brain, Sarcoma, Gynecology and Head and Neck).

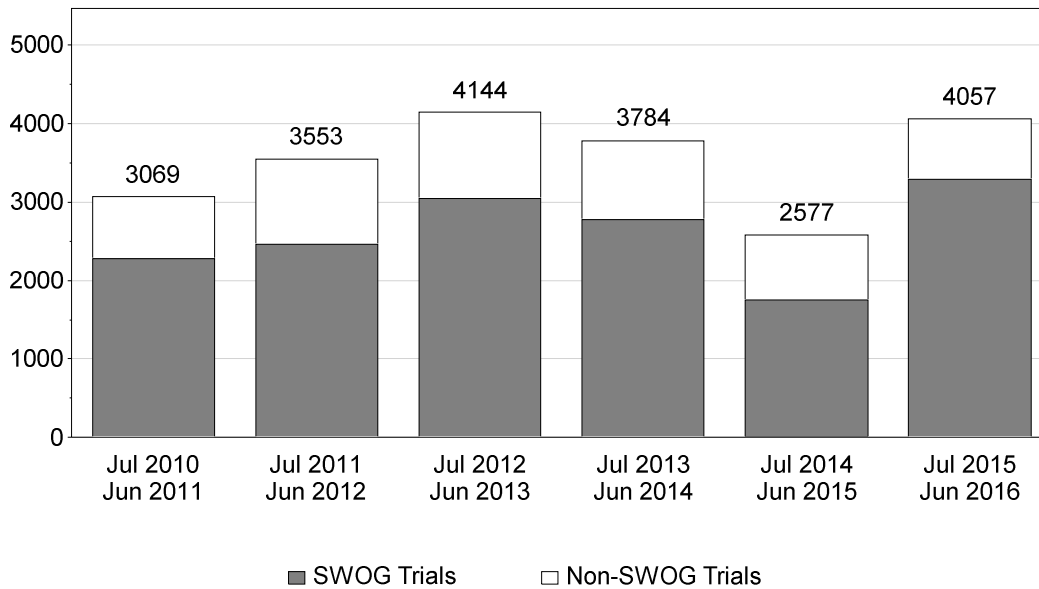
SWOG-Credited Accrual

To Any Network Trial

Type of Institution



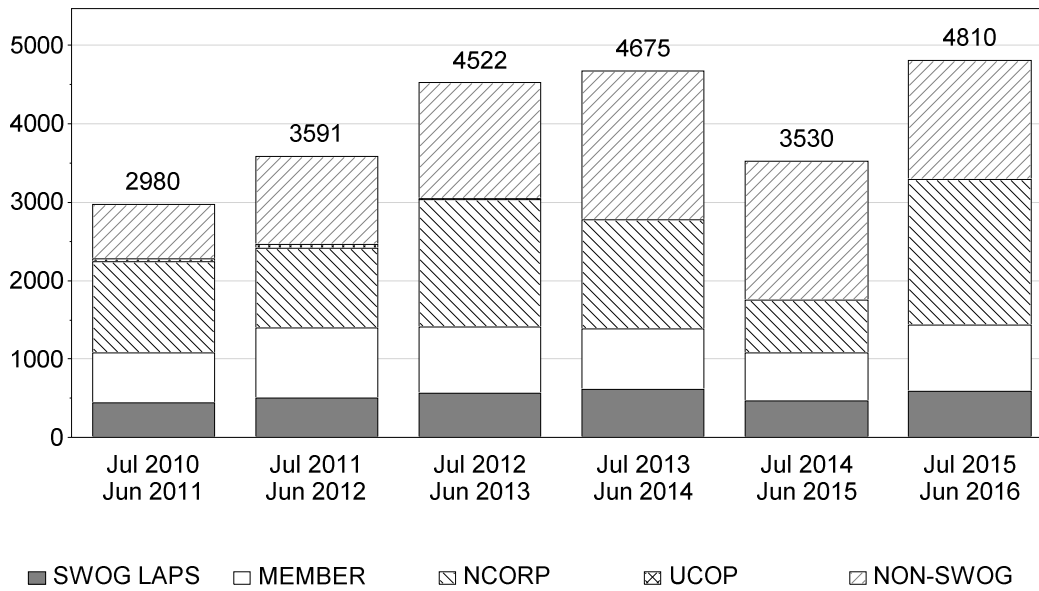
Coordinating Group



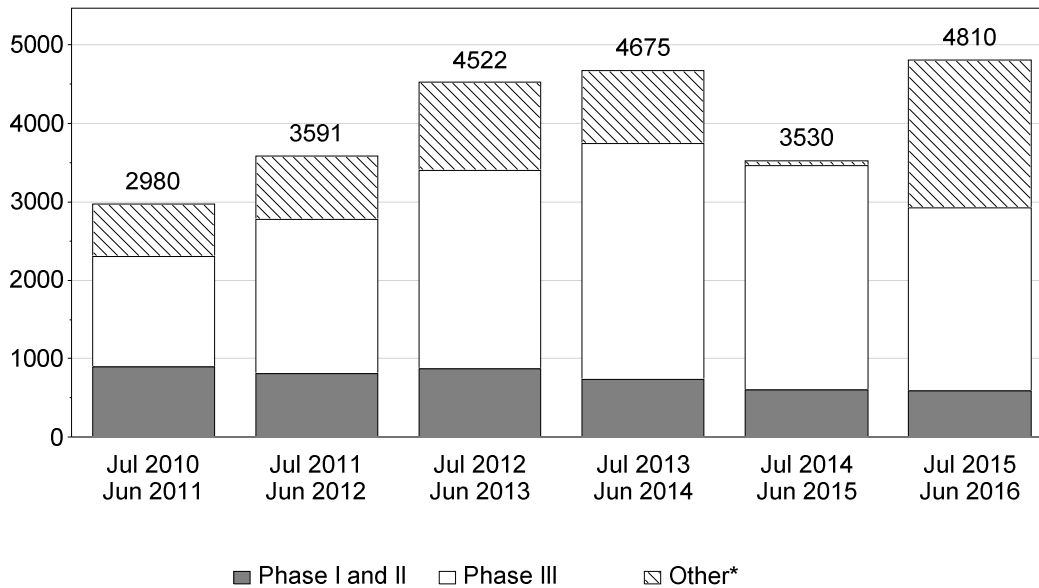
Accrual to SWOG-Coordinated Studies

By Any Network Group

Type of Institution



Type of Study

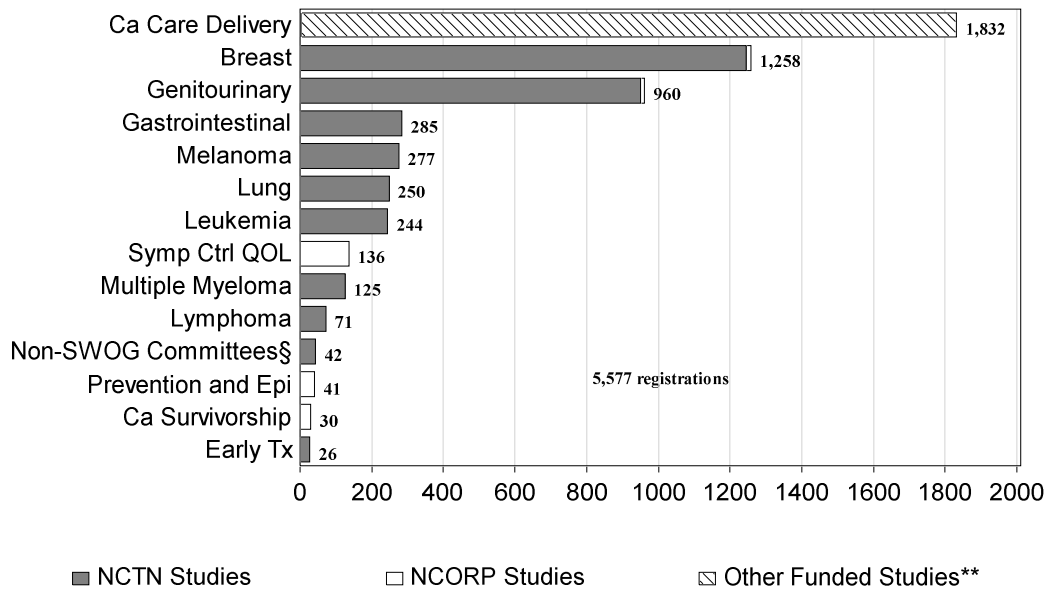


*Study Type of "Other" includes screening studies and those primarily under the NCORP Research Base.

SWOG Credited Registrations to All Studies and Non-SWOG Registrations to SWOG Studies

By Committee and Funding Type

July 2015 through June 2016



§ Registrations to unsupported studies for which SWOG no longer has an active disease committee are grouped under “Non-SWOG Committees” (e.g. Brain, Sarcoma, Gynecology and Head and Neck).

Patients Registered by Type of Institution and Funding Agency

	SWOG Registrations to SWOG Studies			Non-SWOG Registrations to SWOG Studies			SWOG Registrations to Non-SWOG Studies		
	Jul13 Jun14	Jul14 Jun15	Jul15 Jun16	Jul13 Jun14	Jul14 Jun15	Jul15 Jun16	Jul13 Jun14	Jul14 Jun15	Jul15 Jun16
NCTN Studies	1526	1463	1306	1718	1710	1478	847	738	733
NCORP Studies	458	234	154	56	74	42	164	93	34
Other Funded Studies**	789	49	1830	128	0	0	0	0	0
	2773	1746	3290	1902	1784	1520	1011	831	767

** Other Funded Studies are studies which are non-CTEP non-DCP.

Patients Registered to NCTN Funded Trials by Committee and Type of Institution

	SWOG LAPS			MEMBER			NCORP			NON-SWOG		
	Jul13	Jul14	Jul15	Jul13	Jul14	Jul15	Jul13	Jul14	Jul15	Jul13	Jul14	Jul15
	Jun14	Jun15	Jun16	Jun14	Jun15	Jun16	Jun14	Jun15	Jun16	Jun14	Jun15	Jun16
Breast	164	131	100	249	219	165	173	183	167	843	888	814
Early Tx	4	0	4	7	1	17	0	3	5	0	0	0
Gastrointestinal	73	90	93	118	119	81	126	95	69	81	33	42
Genitourinary	176	168	170	205	225	225	164	175	245	409	422	311
Leukemia	142	130	46	103	135	100	61	73	48	258	211	50
Lung	60	52	38	88	38	40	112	61	73	104	62	99
Lymphoma	11	12	9	30	28	30	29	39	17	14	17	15
Melanoma	53	15	65	96	34	55	44	21	50	0	19	107
Multiple Myeloma	14	39	17	18	40	38	15	34	30	9	58	40
Non-SWOG Committees§	5	10	13	18	20	22	15	11	7	0	0	0
	702	647	555	932	859	773	739	695	711	1718	1710	1478

Patients Registered to NCORP Funded Trials by Committee and Type of Institution

	SWOG LAPS			MEMBER			NCORP			NON-SWOG		
	Jul13	Jul14	Jul15	Jul13	Jul14	Jul15	Jul13	Jul14	Jul15	Jul13	Jul14	Jul15
	Jun14	Jun15	Jun16	Jun14	Jun15	Jun16	Jun14	Jun15	Jun16	Jun14	Jun15	Jun16
Breast	14	1	1	4	2	0	68	31	11	0	0	0
Ca Care Delivery	2	1	0	21	0	1	169	0	1	0	0	0
Ca Survivorship	0	0	5	0	0	10	14	0	6	0	3	9
Genitourinary	16	11	7	21	30	2	7	8	0	0	0	0
Prevention and Epi	26	6	5	27	7	9	76	19	17	33	7	10
Symp Ctrl QOL	15	24	3	35	36	12	106	151	98	23	64	23
Non-SWOG Committees§	0	0	0	1	0	0	0	0	0	0	0	0
	73	43	21	109	75	34	440	209	133	56	74	42

§ Registrations to unsupported studies for which SWOG no longer has an active disease committee are grouped under “Non-SWOG Committees” (e.g. Brain, Sarcoma, Gynecology and Head and Neck).

Patients Registered to Trials Funded by Other Grants by Committee and Type of Institution

	SWOG LAPS			MEMBER			NCORP			NON-SWOG		
	Jul13	Jul14	Jul15	Jul13	Jul14	Jul15	Jul13	Jul14	Jul15	Jul13	Jul14	Jul15
	Jun14	Jun15	Jun16	Jun14	Jun15	Jun16	Jun14	Jun15	Jun16	Jun14	Jun15	Jun16
Breast	1	5	0	1	8	0	4	18	0	0	0	0
Ca Care Delivery	74	0	197	1	3	396	235	15	1237	0	0	0
Symp Ctrl QOL	35	0	0	119	0	0	319	0	0	128	0	0
	110	5	197	121	11	396	558	33	1237	128	0	0

Patients Registered to Any Network Trial

	Jul 2010 Jun 2011	Jul 2011 Jun 2012	Jul 2012 Jun 2013	Jul 2013 Jun 2014	Jul 2014 Jun 2015	Jul 2015 Jun 2016	Total
Total	3,772	4,683	5,618	5,686	4,361	5,577	29,697
Study Type							
Phase I and II	1,026	892	937	804	735	722	5,116
Phase III	2,070	2,984	3,556	3,851	3,516	2,930	18,907
Other*	676	807	1,125	1,031	110	1,925	5,674
Committee							
Breast	795	1,598	1,428	1,521	1,486	1,258	8,086
Ca Care Delivery	0	8	525	502	19	1,832	2,886
Ca Survivorship	0	1	35	14	3	30	83
Early Tx	56	6	12	11	4	26	115
Gastrointestinal	419	361	358	398	337	285	2,158
Genitourinary	257	666	722	998	1,039	960	4,642
Leukemia	126	183	280	564	549	244	1,946
Lung	607	468	395	364	213	250	2,297
Lymphoma	169	250	224	84	96	71	894
Melanoma	56	106	192	193	89	277	913
Multiple Myeloma	308	137	29	56	171	125	826
Prevention and Epi	0	12	60	162	39	41	314
Symp Ctrl QOL	867	874	1,353	780	275	136	4,285
Non-SWOG Committees§	112	13	5	39	41	42	252
Institution Type							
SWOG							
SWOG LAPS	633	750	818	885	695	773	4,554
MEMBER	908	1,246	1,293	1,162	945	1,203	6,757
NCORP	1,487	1,502	2,025	1,737	937	2,081	9,769
UCOP	41	55	8	0	0	0	104
Total SWOG	3,069	3,553	4,144	3,784	2,577	4,057	21,184
Non-SWOG							
ALLIANCE	378	562	617	688	568	379	3,192
AMC	0	3	1	0	0	0	4
BMT-CTN	0	0	1	0	0	0	1
CCTG	7	26	89	153	129	50	454
ECOG-ACRIN	243	456	480	652	614	444	2,889
GEICAM	0	0	205	287	220	80	792
IBCSG	16	0	0	0	0	0	16
NRG	59	83	81	122	249	234	828
UNICANCER	0	0	0	0	4	333	337
Total Non-SWOG	703	1,130	1,474	1,902	1,784	1,520	8,513

*Study Type of "Other" includes screening studies and those primarily under the NCORP Research Base.

§ Registrations to unsupported studies for which SWOG no longer has an active disease committee are grouped under "Non-SWOG Committees" (e.g. Brain, Sarcoma, Gynecology and Head and Neck).

Patients Registered to Any Network Trial

	Jul 2010 Jun 2011	Jul 2011 Jun 2012	Jul 2012 Jun 2013	Jul 2013 Jun 2014	Jul 2014 Jun 2015	Jul 2015 Jun 2016	Total
	3,772	4,683	5,618	5,686	4,361	5,577	29,697
SWOG Coordinated	2,980	3,591	4,522	4,675	3,530	4,810	24,108
Study Type							
Phase I and II	895	803	872	730	601	590	4,491
Phase III	1,409	1,981	2,525	3,009	2,866	2,331	14,121
Other*	676	807	1,125	936	63	1,889	5,496
Institution Type							
SWOG LAPS	445	505	560	617	472	589	3,188
MEMBER	630	896	848	771	602	840	4,587
NCORP	1,161	1,005	1,632	1,385	672	1,861	7,716
UCOP	41	55	8	0	0	0	104
NON-SWOG	703	1,130	1,474	1,902	1,784	1,520	8,513
Funding Source							
NCTN Studies	2,113	2,696	2,549	3,244	3,173	2,784	16,559
NCORP Studies	259	93	886	514	308	196	2,256
Other Funded Studies**	608	802	1,087	917	49	1,830	5,293
Non-SWOG Coordinated	792	1,092	1,096	1,011	831	767	5,589
Study Type							
Phase I and II	131	89	65	74	134	132	625
Phase III	661	1,003	1,031	842	650	599	4,786
Other*	0	0	0	95	47	36	178
Institution Type							
SWOG LAPS	188	245	258	268	223	184	1,366
MEMBER	278	350	445	391	343	363	2,170
NCORP	326	497	393	352	265	220	2,053

* Study Type of "Other" includes screening studies and those primarily under the NCORP Research Base.

** Other Funded Studies are studies which are non-CTEP non-DCP.

Accrual by Institution and Funding Agency

Membership Credited Registrations* (Excludes screening registrations)

July 1, 2015 – June 30, 2016

	CTEP Funded	NCORP Funded	Other Funding**	Non-SWOG Coordinated	Total
SWOG LAPS					
Birmingham, U of AL (17812)	-	-	-	10	10
Cleveland Clinic OH (301)	33	-	-	31	64
Colorado, U of (10120)	21	-	-	20	41
Mem Hosp, Co Springs (10436)	-	-	-	1	1
Poudre Valley Hosp (11190)	-	-	-	9	9
Shaw Reg Cancer Ctr (12437)	-	-	-	1	1
VA Medical Center (11133)	1	-	-	1	2
Davis, U of CA (10176)	20	-	-	9	29
Tahoe Forest Ca Ctr (13091)	1	-	-	-	1
Fred Hutchinson CRC (11153)	27	2	-	11	40
Skagit Valley Hosp (10666)	1	-	-	-	1
Wenatchee Valley (8214)	3	-	-	-	3
MD Anderson CC (11439)	51	-	197	6	254
Banner MD Anderson (17761)	-	2	-	-	2
Michigan, U of (4700)	28	5	-	10	43
MidMichigan Med Ctr (11812)	2	-	-	-	2
VAMC Ann Arbor (17769)	1	-	-	-	1
Ohio State Univ (17368)	17	-	-	1	18
Oklahoma, Univ of (17955)	17	-	-	-	17
So Calif, U of (10138)	54	1	-	15	70
Utah, U of (2501)	40	-	-	5	45
Wayne State Univ (2701)	17	-	-	15	32
McLaren Cancer Inst (17296)	-	-	-	1	1
Yale University (17377)	42	-	-	30	72
Bridgeport Hospital (17391)	-	1	-	-	1
Greenwich Hospital (17379)	1	-	-	7	8
Winthrop-Univ Hosp (20800)	4	-	-	1	5
SWOG LAPS Total	381	11	197	184	773
MEMBERS					
Arizona MC, U of (3009)	15	5	-	11	31
Arkansas, U of (101)	2	4	-	6	12
Highlands Onc Group (10885)	3	-	-	-	3
Sacred Heart Hosp (10549)	5	1	-	-	6
UF Cancer Center (10955)	-	-	-	5	5
BC Cancer Agency (14112)	4	-	-	-	4
Baylor College (11988)	13	-	-	8	21
Baylor Univ Med Ctr (14205)	2	-	-	2	4
Boston Medical Ctr (10635)	1	-	58	5	64
Brooke Army Med Ctr (10330)	0	-	-	1	1
Eisenhower Army MC (10564)	-	1	-	-	1
S Georgia Med Ctr (10807)	1	-	-	-	1
Cedars-Sinai Med Ctr (14111)	3	-	-	10	13
Cincinnati MC, U of (10509)	9	-	-	6	15
City of Hope Med Ctr (10082)	53	3	-	26	82
Cookeville Reg MC (13433)	2	-	-	3	5
Desert Hospital (11205)	1	-	45	4	50
H Lee Moffitt CC (11898)	20	-	-	15	35
Watson Clinic Center (11935)	1	-	-	11	12
Harrington CC (11446)	0	-	79	2	81
Henry Ford Hosp (501)	5	-	-	14	19
Irvine, U of CA (10498)	10	4	-	14	28
Long Beach Mem MC (10617)	4	-	-	-	4
St Jude Medical Ctr (11553)	1	-	-	3	4
Kansas, U of (3004)	47	1	-	33	81

	CTEP Funded	NCORP Funded	Other Funding**	Non-SWOG Coordinated	Total
Stormont-Vail Health (10496)	2	-	-	3	5
Kentucky, U of (10012)	11	-	-	-	11
Lahey Hosp & Med Ctr (16037)	11	2	-	8	21
Portsmouth Reg Hosp (18127)	-	-	-	1	1
Loma Linda Univ (10682)	8	-	-	5	13
VAMC Loma Linda (12776)	1	-	-	-	1
Los Angeles, U of CA (10503)	10	-	-	1	11
Loyola University (10080)	14	-	-	5	19
Hines-VA Med Ctr (11145)	2	-	17	-	19
Little Co Mary Hosp (22106)	1	-	-	-	1
Quad Cities/Genesis (10424)	1	-	-	-	1
Weiss Memorial Hosp (18055)	2	1	16	-	19
MAVERIC (23984)	4	1	-	2	7
Madigan Army Med Ctr (11460)	1	-	-	-	1
Methodist Hospital (15225)	0	-	-	5	5
Mississippi, Univ of (3012)	2	-	-	-	2
Singing River Hosp (12057)	1	-	-	-	1
Mt Sinai Med Ctr (13112)	1	-	-	-	1
Northwestern Univ (21514)	6	-	-	16	22
Orange Reg Med Ctr (21395)	1	-	-	2	3
Oregon Hlth Sci Univ (4100)	12	-	-	13	25
Good Samaritan Hosp (14039)	6	1	-	-	7
Providence Hosp (3500)	4	-	-	10	14
Rochester, Univ of (11400)	23	-	-	50	73
Arnot Ogden Med Ctr (13424)	-	-	-	8	8
San Antonio, U of TX (2400)	25	1	111	10	147
Carolinas Med Ctr (17374)	5	-	-	-	5
SW Cancer & Res Ctr (8215)	2	-	-	-	2
Sinai Hospital (11184)	5	-	-	-	5
Texas Tech Univ HSC (18371)	2	-	-	1	3
Thompson Ca Surv Ctr (10427)	3	-	-	3	6
San Diego, U of CA (18822)	3	-	-	7	10
San Francisco, U-CA (19171)	1	-	-	-	1
Scott & White Mem (1501)	1	-	-	-	1
St Louis University (10357)	0	-	-	-	0
Christian Hospital (11878)	-	-	-	2	2
Sutter Cancer RC (10714)	12	-	10	9	31
Tennessee, U of (11441)	4	-	-	13	17
Tulane University (1801)	2	-	-	1	3
VAMC Kansas City (11138)	2	-	60	9	71
MEMBERS Total	393	25	396	363	1,177
NCORP					
Baptist MU-NCORP (18730)	6	1	-	4	11
Bay Area NCORP (10706)	1	-	30	-	31
Beaumont NCORP (11434)	4	-	-	2	6
CORA NCORP (23777)	19	1	-	22	42
CRC West MI NCORP (9007)	13	18	-	-	31
Carle CC NCORP (24410)	4	-	-	-	4
Columbia MU-NCORP (18743)	5	3	170	6	184
Columbus NCORP (9005)	19	1	-	-	20
Dayton NCORP (9006)	10	1	-	-	11
Essentia Hlth NCORP (24502)	8	2	-	-	10
Georgia NCORP (25442)	1	-	-	-	1
Greenville NCORP (10879)	6	2	250	3	261
Gulf South MU-NCORP (10816)	12	14	288	6	320
Hawaii MU-NCORP (10781)	10	-	38	4	52
Heartland NCORP (10211)	63	23	-	1	87
Kaiser Perm NCORP (13655)	92	25	436	149	702
Kansas City NCORP (9010)	13	1	-	3	17
MUSC MU-NCORP (11421)	13	5	-	-	18
Michigan CRC NCORP (11110)	21	4	-	1	26
Montana NCORP (10891)	10	-	25	-	35

	CTEP Funded	NCORP Funded	Other Funding**	Non-SWOG Coordinated	Total
Nevada CRF NCORP (13500)	20	-	-	-	20
New Mexico MU-NCORP (11331)	23	-	-	-	23
Northwest NCORP (9016)	11	7	-	3	21
Ozarks NCORP (10210)	20	-	-	6	26
PCRC NCORP (3007)	25	-	-	8	33
Southeast COR NCORP (11108)	33	4	-	2	39
Wichita NCORP (9017)	44	6	-	-	50
NCORP Total	506	118	1237	220	2,081
FOREIGN MEMBERS					
INC, Bogota (Colombia)	2	-	-	-	2
INCan (Mexico)	9	-	-	-	9
King Faisal Spec Hos (Saudi Ar	3	-	-	-	3
National Cancer Ctr (Korea)	12	-	-	-	12
FOREIGN MEMBERS Total	26	-	-	-	26
NON-SWOG					
ALLIANCE	370	9	-	-	379
CCTG	50	-	-	-	50
ECOG-ACRIN	436	8	-	-	444
GEICAM	80	-	-	-	80
NRG	209	25	-	-	234
UNICANCER	333	-	-	-	333
NON-SWOG Total	1478	42	-	-	1,520
Grand Total	2784	196	1830	767	5,577

* Registrations used for membership.

** Other Funded Studies are studies which are non-CTEP non-DCP.

Accrual by Institution and Committee

Membership Credited Registrations* (Excludes screening registrations)

July 1, 2015 – June 30, 2016

	Breast	Ca Care Delivery	Ca Survivorship	Early Tx	Gastrointestinal	Genitourinary	Leukemia	Lung	Lymphoma	Melanoma	Multiple Myeloma	Prevention and Epi	Symp Ctrl QOL	Non-SWOG Committees§	Total
SWOG LAPS															
Birmingham, U of AL (17812)	-	-	-	-	-	7	3	-	-	-	-	-	-	-	10
Cleveland Clinic OH (301)	7	-	-	1	8	22	14	1	4	5	2	-	-	-	64
Colorado, U of (10120)	12	-	-	2	2	14	1	5	-	4	-	-	-	1	41
Mem Hosp, Co Springs (10436)	1	-	-	-	-	-	-	-	-	-	-	-	-	-	1
Poudre Valley Hosp (11190)	3	-	-	-	-	2	-	1	2	1	-	-	-	-	9
Shaw Reg Cancer Ctr (12437)	1	-	-	-	-	-	-	-	-	-	-	-	-	-	1
VA Medical Center (11133)	-	-	-	-	-	2	-	-	-	-	-	-	-	-	2
Davis, U of CA (10176)	-	-	-	-	5	12	3	9	-	-	-	-	-	-	29
Tahoe Forest Ca Ctr (13091)	-	-	-	-	-	1	-	-	-	-	-	-	-	-	1
Fred Hutchinson CRC (11153)	5	-	-	-	9	12	8	2	2	-	-	-	2	-	40
Skagit Valley Hosp (10666)	-	-	-	-	-	-	-	1	-	-	-	-	-	-	1
Wenatchee Valley (8214)	2	-	-	-	-	1	-	-	-	-	-	-	-	-	3
MD Anderson CC (11439)	19	197	-	-	14	8	-	5	-	9	2	-	-	-	254
Banner MD Anderson (17761)	-	-	-	-	-	-	-	-	-	-	-	2	-	-	2
Michigan, U of (4700)	9	-	5	-	6	5	-	4	-	9	-	2	-	3	43
MidMichigan Med Ctr (11812)	2	-	-	-	-	-	-	-	-	-	-	-	-	-	2
VAMC Ann Arbor (17769)	-	-	-	-	-	-	-	1	-	-	-	-	-	-	1
Ohio State Univ (17368)	-	-	-	-	-	-	-	-	-	18	-	-	-	-	18
Oklahoma, Univ of (17955)	6	-	-	-	-	7	2	1	-	-	1	-	-	-	17
So Calif, U of (10138)	4	-	-	-	12	50	-	1	-	-	2	-	1	-	70
Utah, U of (2501)	2	-	-	-	-	26	-	-	-	17	-	-	-	-	45
Wayne State Univ (2701)	11	-	-	-	11	4	-	-	-	2	4	-	-	-	32
McLaren Cancer Inst (17296)	-	-	-	-	-	-	1	-	-	-	-	-	-	-	1
Yale University (17377)	8	-	-	1	26	-	14	7	1	-	6	-	-	9	72
Bridgeport Hospital (17391)	-	-	-	-	-	-	-	-	-	-	-	1	-	-	1
Greenwich Hospital (17379)	8	-	-	-	-	-	-	-	-	-	-	-	-	-	8
Winthrop-Univ Hosp (20800)	1	-	-	-	-	4	-	-	-	-	-	-	-	-	5
SWOG LAPS Total	101	197	5	4	93	177	46	38	9	65	17	5	3	13	773
MEMBERS															
Arizona MC, U of (3009)	6	-	5	-	1	8	3	1	3	3	1	-	-	-	31
Arkansas, U of (101)	-	-	4	-	-	1	4	-	-	2	-	-	-	1	12
Highlands Onc Group (10885)	2	-	-	-	-	1	-	-	-	-	-	-	-	-	3
Sacred Heart Hosp (10549)	5	-	-	-	-	-	-	-	-	-	-	-	1	-	6
UF Cancer Center (10955)	-	-	-	-	-	2	3	-	-	-	-	-	-	-	5
BC Cancer Agency (14112)	-	-	-	-	-	4	-	-	-	-	-	-	-	-	4
Baylor College (11988)	-	-	-	1	4	13	1	-	-	-	2	-	-	-	21
Baylor Univ Med Ctr (14205)	-	-	-	-	2	-	-	-	-	2	-	-	-	-	4
Boston Medical Ctr (10635)	-	58	-	-	3	-	1	1	-	-	-	-	-	1	64
Brooke Army Med Ctr (10330)	-	-	-	-	-	-	-	-	1	-	-	-	-	-	1
Eisenhower Army MC (10564)	-	-	-	-	-	-	-	-	-	-	-	1	-	-	1
S Georgia Med Ctr (10807)	-	-	-	-	-	-	-	1	-	-	-	-	-	-	1
Cedars-Sinai Med Ctr (14111)	4	-	-	-	7	2	-	-	-	-	-	-	-	-	13
Cincinnati MC, U of (10509)	4	-	-	-	3	4	-	1	2	1	-	-	-	-	15
City of Hope Med Ctr (10082)	8	-	1	-	2	48	8	2	3	-	2	-	2	6	82
Cookeville Reg MC (13433)	-	1	-	-	-	-	-	2	-	-	2	-	-	-	5

	Breast	Ca Care Delivery	Ca Survivorship	Early Tx	Gastrointestinal	Genitourinary	Leukemia	Lung	Lymphoma	Melanoma	Multiple Myeloma	Prevention and Epi	Symp Ctrl QOL	Non-SWOG Committeess	Total
Desert Hospital (11205)	5	45	-	-	-	-	-	-	-	-	-	-	-	-	50
H Lee Moffitt CC (11898)	1	-	-	-	6	4	9	-	-	15	-	-	-	-	35
Watson Clinic Center (11935)	12	-	-	-	-	-	-	-	-	-	-	-	-	-	12
Harrington CC (11446)	1	79	-	-	-	-	1	-	-	-	-	-	-	-	81
Henry Ford Hosp (501)	2	-	-	-	-	10	1	2	-	-	2	-	-	2	19
Irvine, U of CA (10498)	2	-	-	-	9	3	3	-	-	1	-	4	3	3	28
Long Beach Mem MC (10617)	4	-	-	-	-	-	-	-	-	-	-	-	-	-	4
St Jude Medical Ctr (11553)	1	-	-	1	-	1	-	1	-	-	-	-	-	-	4
Kansas, U of (3004)	17	-	-	1	9	25	7	6	-	6	8	1	-	1	81
Stormont-Vail Health (10496)	1	-	-	-	-	1	1	1	-	-	1	-	-	-	5
Kentucky, U of (10012)	-	-	-	-	1	5	3	2	-	-	-	-	-	-	11
Lahey Hosp & Med Ctr (16037)	3	-	-	-	4	2	4	2	-	4	-	-	2	-	21
Portsmouth Reg Hosp (18127)	-	-	-	1	-	-	-	-	-	-	-	-	-	-	1
Loma Linda Univ (10682)	3	-	-	-	-	9	-	1	-	-	-	-	-	-	13
VAMC Loma Linda (12776)	-	-	-	-	-	1	-	-	-	-	-	-	-	-	1
Los Angeles, U of CA (10503)	-	-	-	-	-	-	-	-	-	11	-	-	-	-	11
Loyola University (10080)	1	-	-	-	-	7	3	2	2	1	3	-	-	-	19
Hines-VA Med Ctr (11145)	-	17	-	-	-	2	-	-	-	-	-	-	-	-	19
Little Co Mary Hosp (22106)	1	-	-	-	-	-	-	-	-	-	-	-	-	-	1
Quad Cities/Genesis (10424)	1	-	-	-	-	-	-	-	-	-	-	-	-	-	1
Weiss Memorial Hosp (18055)	2	16	-	-	-	-	-	-	-	-	-	1	-	-	19
MAVERIC (23984)	-	-	-	-	-	1	1	4	-	-	-	1	-	-	7
Madigan Army Med Ctr (11460)	-	-	-	-	-	1	-	-	-	-	-	-	-	-	1
Methodist Hospital (15225)	2	-	-	-	3	-	-	-	-	-	-	-	-	-	5
Mississippi, Univ of (3012)	-	-	-	-	-	-	-	1	-	-	1	-	-	-	2
Singing River Hosp (12057)	-	-	-	-	-	-	-	1	-	-	-	-	-	-	1
Mt Sinai Med Ctr (13112)	-	-	-	-	-	-	-	-	-	1	-	-	-	-	1
Northwestern Univ (21514)	11	-	-	2	2	-	5	-	-	-	-	-	-	2	22
Orange Reg Med Ctr (21395)	1	-	-	-	-	1	1	-	-	-	-	-	-	-	3
Oregon Hlth Sci Univ (4100)	-	-	-	-	1	9	4	-	5	-	1	-	-	5	25
Good Samaritan Hosp (14039)	2	-	-	-	-	2	-	2	-	-	-	-	1	-	7
Providence Hosp (3500)	6	-	-	-	3	-	2	-	-	-	1	-	2	-	14
Rochester, Univ of (11400)	3	-	-	5	8	8	29	1	14	2	3	-	-	-	73
Arnot Ogden Med Ctr (13424)	-	-	-	-	-	8	-	-	-	-	-	-	-	-	8
San Antonio, U of TX (2400)	9	111	-	-	3	15	2	4	-	-	2	1	-	-	147
Carolinas Med Ctr (17374)	1	-	-	-	-	-	-	-	-	-	4	-	-	-	5
SW Cancer & Res Ctr (8215)	2	-	-	-	-	-	-	-	-	-	-	-	-	-	2
Sinai Hospital (11184)	-	-	-	-	-	-	-	2	-	-	3	-	-	-	5
Texas Tech Univ HSC (18371)	3	-	-	-	-	-	-	-	-	-	-	-	-	-	3
Thompson Ca Surv Ctr (10427)	3	-	-	-	2	-	-	-	-	1	-	-	-	-	6
San Diego, U of CA (18822)	1	-	-	6	-	2	1	-	-	-	-	-	-	-	10
San Francisco, U-CA (19171)	-	-	-	-	-	-	-	-	-	1	-	-	-	-	1
Scott & White Mem (1501)	-	-	-	-	-	1	-	-	-	-	-	-	-	-	1
St Louis University (10357)	0	-	-	-	-	-	-	-	-	-	-	-	-	-	0
Christian Hospital (11878)	-	-	-	-	2	-	-	-	-	-	-	-	-	-	2
Sutter Cancer RC (10714)	4	10	-	-	4	4	3	-	-	4	-	-	1	1	31
Tennessee, U of (11441)	4	-	-	-	2	11	-	-	-	-	-	-	-	-	17
Tulane University (1801)	1	-	-	-	-	-	-	-	-	-	2	-	-	-	3
VAMC Kansas City (11138)	-	60	-	-	-	11	-	-	-	-	-	-	-	-	71
MEMBERS Total	139	397	10	17	81	227	100	40	30	55	38	9	12	22	1,177
NCORP															
Baptist MU-NCORP (18730)	5	-	-	-	1	2	-	2	-	-	-	-	1	-	11
Bay Area NCORP (10706)	-	30	-	-	-	1	-	-	-	-	-	-	-	-	31
Beaumont NCORP (11434)	2	-	-	-	-	2	2	-	-	-	-	-	-	-	6
CORA NCORP (23777)	16	-	-	1	6	6	3	3	-	2	1	1	3	-	42
CRC West MI NCORP (9007)	1	-	-	-	-	4	-	4	-	4	-	-	18	-	31

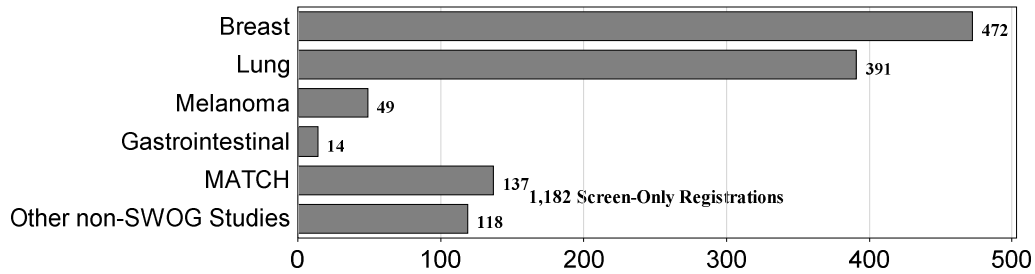
	Breast	Ca Care Delivery	Ca Survivorship	Early Tx	Gastrointestinal	Genitourinary	Leukemia	Lung	Lymphoma	Melanoma	Multiple Myeloma	Prevention and Epi	Symp Ctrl QOL	Non-SWOG Committees§	Total
Carle CC NCORP (24410)	1	-	-	-	2	-	-	1	-	-	-	-	-	-	4
Columbia MU-NCORP (18743)	8	170	1	-	-	1	-	-	1	-	-	1	2	-	184
Columbus NCORP (9005)	5	-	-	-	2	5	-	2	-	2	3	1	-	-	20
Dayton NCORP (9006)	1	-	-	-	1	3	1	1	-	2	1	-	1	-	11
Essentia Hlth NCORP (24502)	1	-	-	-	1	-	-	4	1	-	1	2	-	-	10
Georgia NCORP (25442)	-	-	-	-	-	-	-	-	-	1	-	-	-	-	1
Greenville NCORP (10879)	-	251	-	-	4	1	1	2	1	-	-	-	1	-	261
Gulf South MU-NCORP (10816)	6	288	-	-	7	5	-	-	-	-	-	-	14	-	320
Hawaii MU-NCORP (10781)	5	38	-	-	1	2	-	4	2	-	-	-	-	-	52
Heartland NCORP (10211)	7	-	-	-	8	32	2	6	-	6	3	1	22	-	87
Kaiser Perm NCORP (13655)	36	436	-	2	17	110	27	17	5	16	8	4	21	3	702
Kansas City NCORP (9010)	4	-	-	-	1	5	1	-	4	-	1	-	1	-	17
MUSC MU-NCORP (11421)	2	-	5	-	2	7	2	-	-	-	-	-	-	-	18
Michigan CRC NCORP (11110)	8	-	-	-	1	4	-	5	-	1	3	2	2	-	26
Montana NCORP (10891)	3	25	-	-	-	3	-	3	-	-	1	-	-	-	35
Nevada CRF NCORP (13500)	-	-	-	-	-	17	-	2	-	-	1	-	-	-	20
New Mexico MU-NCORP (11331)	7	-	-	-	-	9	4	-	-	3	-	-	-	-	23
Northwest NCORP (9016)	6	-	-	-	1	4	2	-	1	-	-	2	5	-	21
Ozarks NCORP (10210)	11	-	-	-	3	3	-	3	-	3	3	-	-	-	26
PCRC NCORP (3007)	12	-	-	2	6	4	1	2	-	2	-	-	-	4	33
Southeast COR NCORP (11108)	11	-	-	-	5	6	-	7	-	3	3	1	3	-	39
Wichita NCORP (9017)	20	-	-	-	-	9	2	5	2	5	1	2	4	-	50
NCORP Total	178	1238	6	5	69	245	48	73	17	50	30	17	98	7	2,081
FOREIGN MEMBERS															
INC, Bogota (Colombia)	2	-	-	-	-	-	-	-	-	-	-	-	-	-	2
INCan (Mexico)	9	-	-	-	-	-	-	-	-	-	-	-	-	-	9
King Faisal Spec Hos (Saudi Ar	3	-	-	-	-	-	-	-	-	-	-	-	-	-	3
National Cancer Ctr (Korea)	12	-	-	-	-	-	-	-	-	-	-	-	-	-	12
FOREIGN MEMBERS Total	26	-	-	-	-	-	-	-	-	-	-	-	-	-	26
NON-SWOG															
ALLIANCE	109	-	1	-	17	120	24	40	11	36	13	2	6	-	379
CCTG	32	-	-	-	-	11	-	-	-	7	-	-	-	-	50
ECOG-ACRIN	152	-	-	-	13	137	24	35	3	48	24	4	4	-	444
GEICAM	80	-	-	-	-	-	-	-	-	-	-	-	-	-	80
NRG	108	-	8	-	12	43	2	24	1	16	3	4	13	-	234
UNICANCER	333	-	-	-	-	-	-	-	-	-	-	-	-	-	333
NON-SWOG Total	814	-	9	-	42	311	50	99	15	107	40	10	23	-	1,520
Grand Total	1258	1832	30	26	285	960	244	250	71	277	125	41	136	42	5,577

* Registrations used for membership

§ Registrations to unsupported studies for which SWOG no longer has an active disease committee are grouped under "Non-SWOG Committees" (e.g. Brain, Sarcoma, Gynecology and Head and Neck).

SWOG Screen-Only* Registrations to All Studies and Non-SWOG Screen-Only* Registrations to SWOG Studies

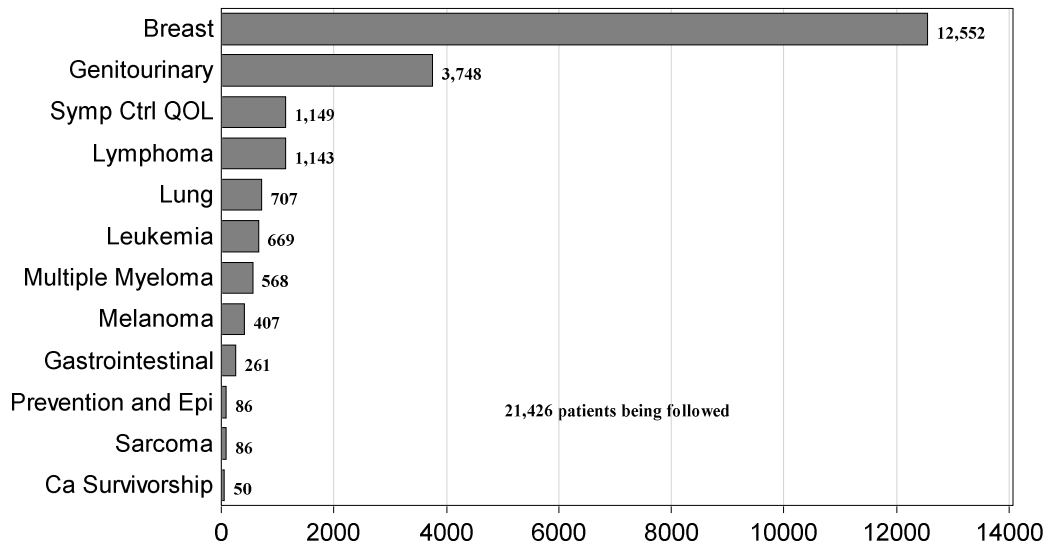
July 2015 through June 2016



* Registrations onto screening steps without subsequent randomizations onto a treatment trial (e.g. screen failures).

Number of Patients Being Followed on SWOG Coordinated Trials by Committee

Data as of July 8, 2016



Patient Characteristics

July 2015 through June 2016 Registrations

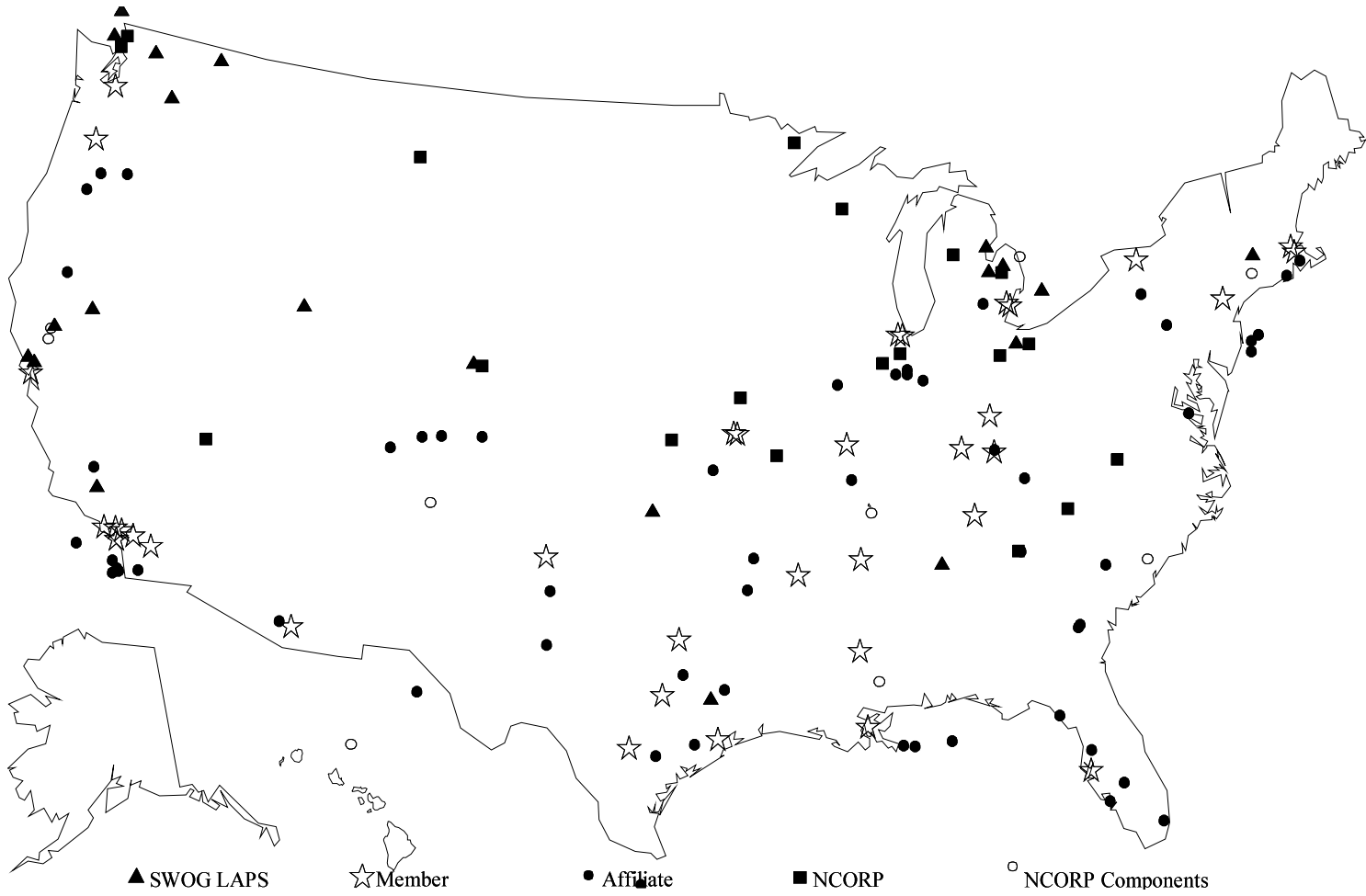
	Phase I and II		Phase III		Other*	
AGE						
Median	65		59		60	
Upper Quartile	71		67		69	
Lower Quartile	56		50		52	
SEX						
Males	452	63%	1173	40%	750	39%
Females	270	37%	1757	60%	1175	61%
ETHNICITY						
Hispanic	32	4%	230	8%	337	18%
Non-Hispanic	668	93%	2346	80%	1573	82%
Unknown	22	3%	354	12%	15	1%
RACE						
White	638	88%	2203	75%	1441	75%
Black	30	4%	185	6%	339	18%
Asian	25	3%	115	4%	75	4%
Pacific Islander	3	0%	4	0%	6	0%
Native	1	0%	8	0%	13	1%
Multi-Racial	1	0%	11	0%	8	0%
Unknown	24	3%	404	14%	43	2%

*Study Type of "Other" includes screening studies and those primarily under the NCORP Research Base.

July 2012 through June 2016 Registrations

	Jul 2012 Jun 2013		Jul 2013 Jun 2014		Jul 2014 Jun 2015		Jul 2015 Jun 2016	
AGE								
Median	61		60		59		60	
Upper Quartile	68		68		67		68	
Lower Quartile	53		52		51		52	
SEX								
Males	2038	36%	2275	40%	1818	42%	2375	43%
Females	3432	61%	3383	59%	2540	58%	3202	57%
Unknown	148	3%	28	0%	3	0%	0	0%
ETHNICITY								
Hispanic	502	9%	514	9%	404	9%	599	11%
Non-Hispanic	4908	87%	4971	87%	3847	88%	4587	82%
Unknown	208	4%	201	4%	110	3%	391	7%
RACE								
White	4685	83%	4675	82%	3534	81%	4282	77%
Black	460	8%	475	8%	361	8%	554	10%
Asian	214	4%	233	4%	256	6%	215	4%
Pacific Islander	14	0%	19	0%	11	0%	13	0%
Native	34	1%	15	0%	25	1%	22	0%
Multi-Racial	18	0%	13	0%	16	0%	20	0%
Unknown	193	3%	256	5%	158	4%	471	8%

SWOG Institutions



SWOG Patient Registrations

July 2015 through June 2016

